

[54] MULCH BLANKET ANCHOR

484,998	10/1982	Comstock .....	D21/255 X
3,788,336	1/1974	Steffes .....	135/118
4,185,424	1/1980	Streit .....	135/118 X
4,432,382	2/1984	Wolf .....	135/118

[75] Inventors: Robert L. Allen, Holly; Donn Ellis, Highland, both of Mich.

[73] Assignee: Construction Supply, Inc., Highland, Mich.

Primary Examiner—Wallace R. Burke  
Assistant Examiner—Brian N. Vinson  
Attorney, Agent, or Firm—Gifford, Groh, Sheridan, Sprinkle and Dolgorukov

[\*\*] Term: 14 Years

[21] Appl. No.: 63,853

[22] Filed: Jun. 19, 1987

[52] U.S. Cl. .... D8/1; D8/392; D21/255

[58] Field of Search ..... D8/1, 391-392, D8/388; D21/255; D23/217; 47/42-47, 9; 135/118

[57] CLAIM

The ornamental design for a mulch blanket anchor, as shown and described.

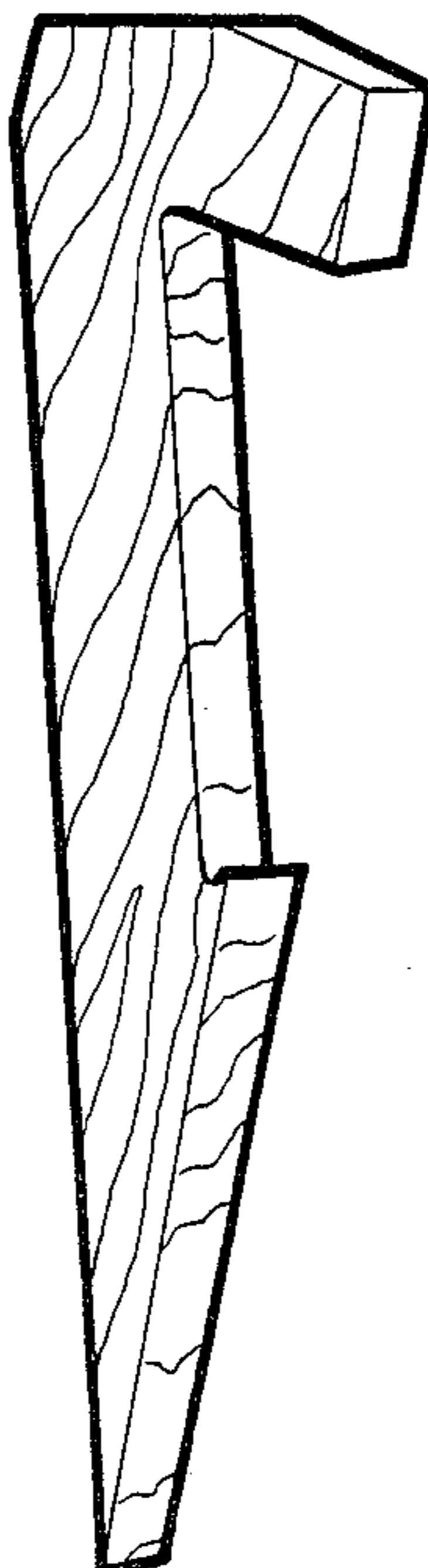
DESCRIPTION

FIG. 1 is a top, front and left side perspective view of a mulch blanket anchor showing our new design; FIG. 2 is a left side elevational view thereof, the right side being a mirror image of that shown; FIG. 3 is a front elevational view thereof; FIG. 4 is a rear elevational view thereof; and FIG. 5 is a top plan view thereof.

[56] References Cited

U.S. PATENT DOCUMENTS

D. 25,211	3/1896	Flint et al. ....	D8/392
D. 230,218	1/1974	Freiling et al. ....	D21/255






Fig-1




Fig-2



Fig-3



Fig-4



Fig-5