

[54] CARRYING CASE WITH PICNIC UTENSILS AND SUPPLIES

FOREIGN PATENT DOCUMENTS

496401 9/1953 Canada 206/553

[76] Inventor: • Donna M. Nagel, 747 Takamarak Trail, Hope, Mich. 48628

Primary Examiner—Bernard Ansher
Assistant Examiner—Theodore M. Shooman
Attorney, Agent, or Firm—C. Kenneth Bjork

[**] Term: 14 Years

[57] CLAIM

[21] Appl. No.: 779,280

The ornamental design for a carrying case with picnic utensils and supplies, as shown and described.

[22] Filed: Sep. 23, 1985

DESCRIPTION

[52] U.S. Cl. D3/43; D3/48

FIG. 1 is a front elevational view of a carrying case with picnic utensils and supplies showing my new design;

[58] Field of Search D19/65, 95, 99, 100, D19/42; D3/30.1, 42, 43, 44, 48, 74, 75; 206/553, 373, 457

FIG. 2 is a sectional view thereof taken along line 2—2 of FIG. 4;

FIG. 3 is a rear elevational view thereof;

[56] References Cited

U.S. PATENT DOCUMENTS

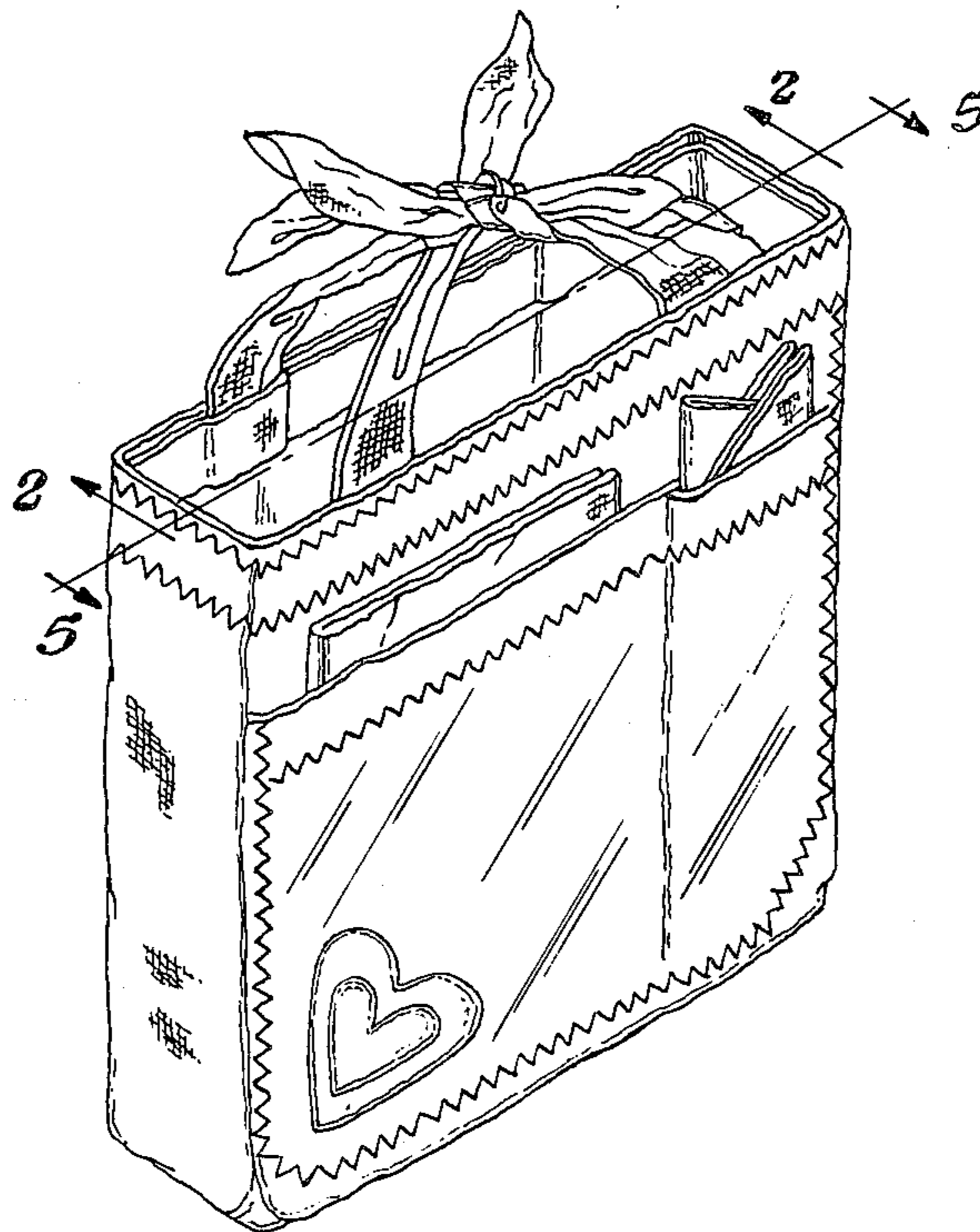
D. 246,680	12/1977	Sabol	D3/42
D. 288,146	2/1987	Cathcart et al.	D3/42
D. 293,868	1/1988	Paletta et al.	D3/43 X
1,565,389	12/1925	Peacock	206/553 X
2,615,563	10/1952	Sundberg et al.	206/457 X
4,177,846	12/1979	Rountree	206/553 X

FIG. 4 is a top, front and left side perspective view thereof;

FIG. 5 is a sectional view thereof taken along line 5—5 of FIG. 4;

FIG. 6 is an enlarged fragmentary view of the handle thereof; and,

FIG. 7 is a fragmentary view of FIG. 1 showing table cloth and napkins.






Fig. 1




Fig. 3




Fig. 2

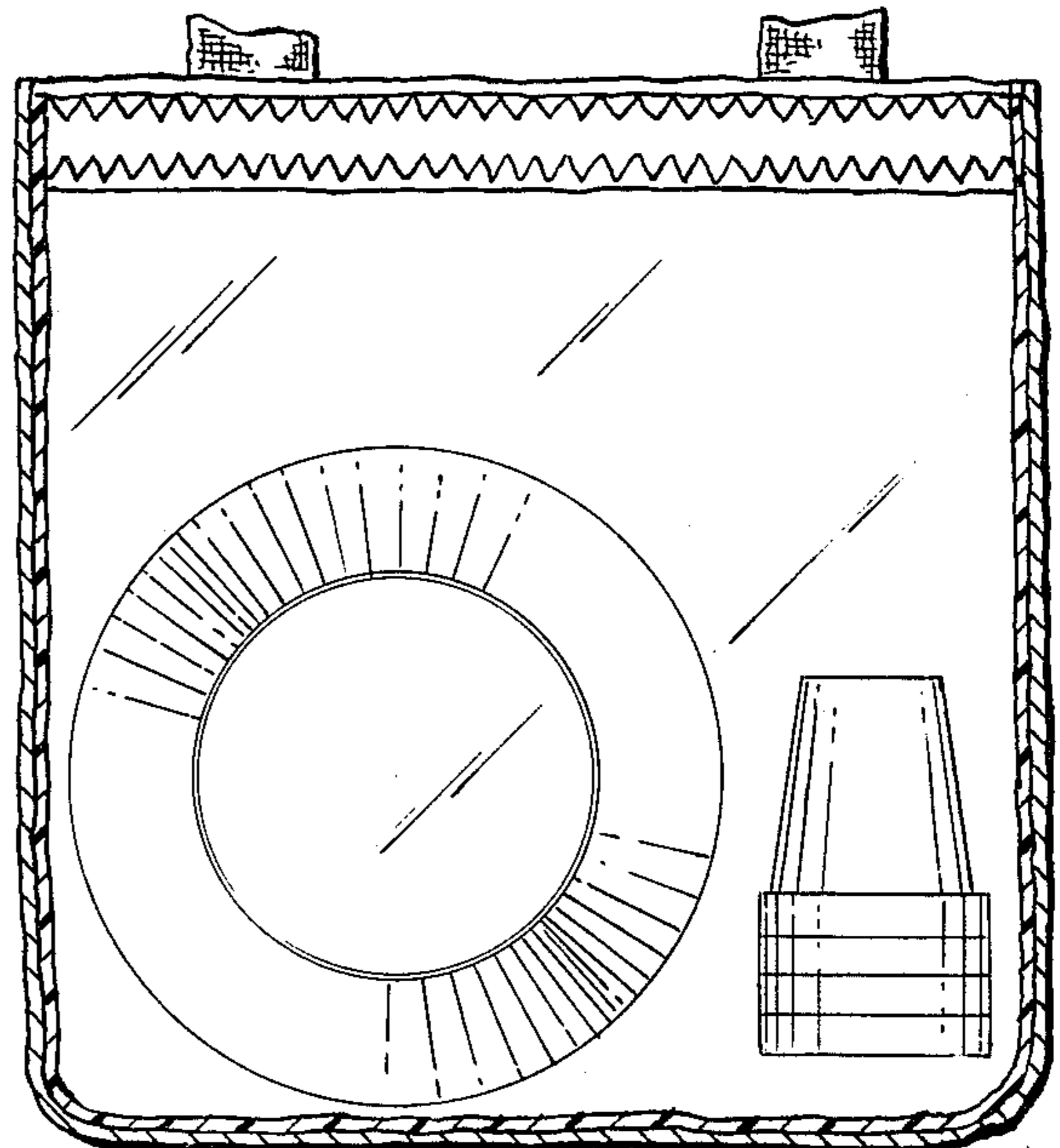


Fig. 5

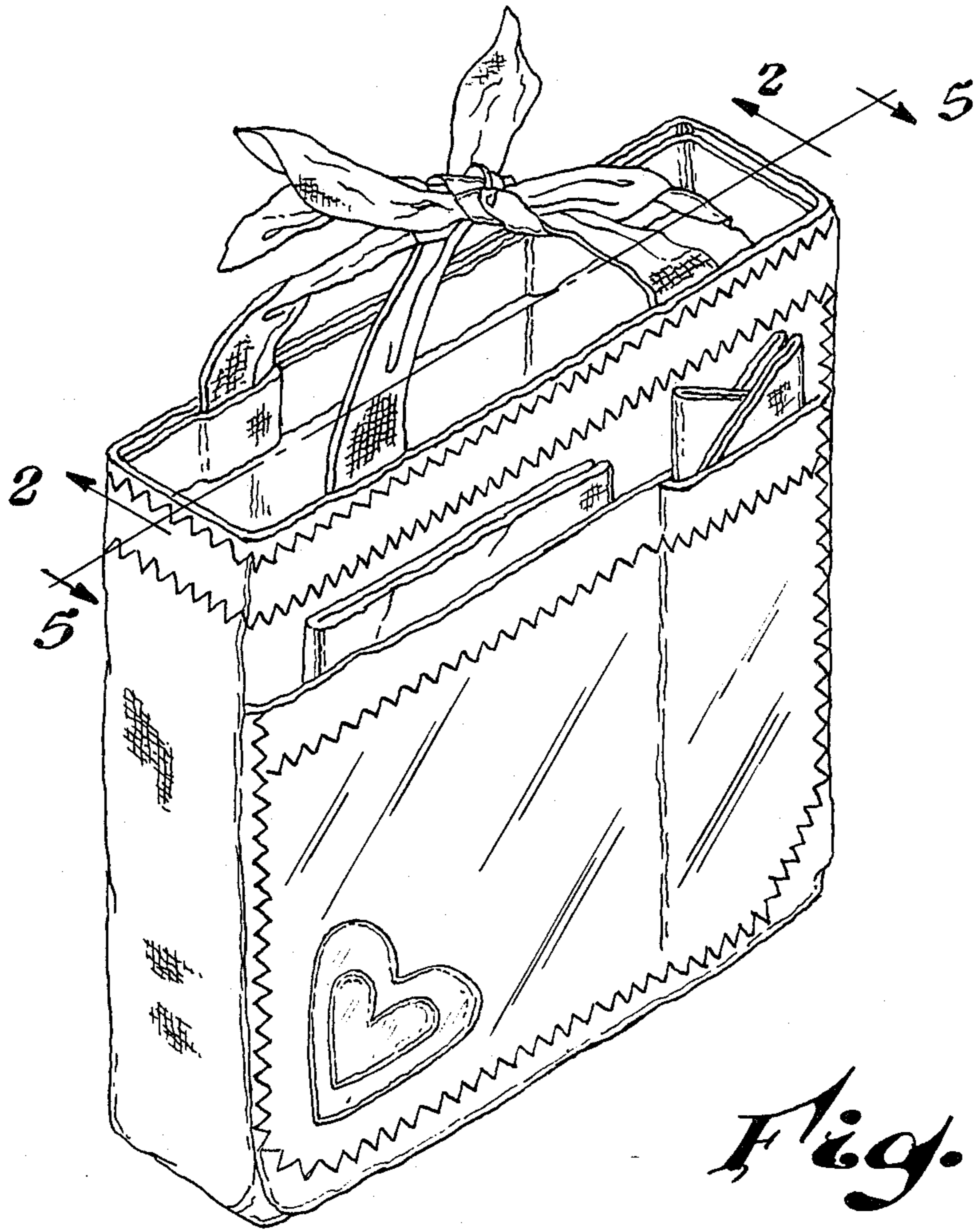


Fig. 4

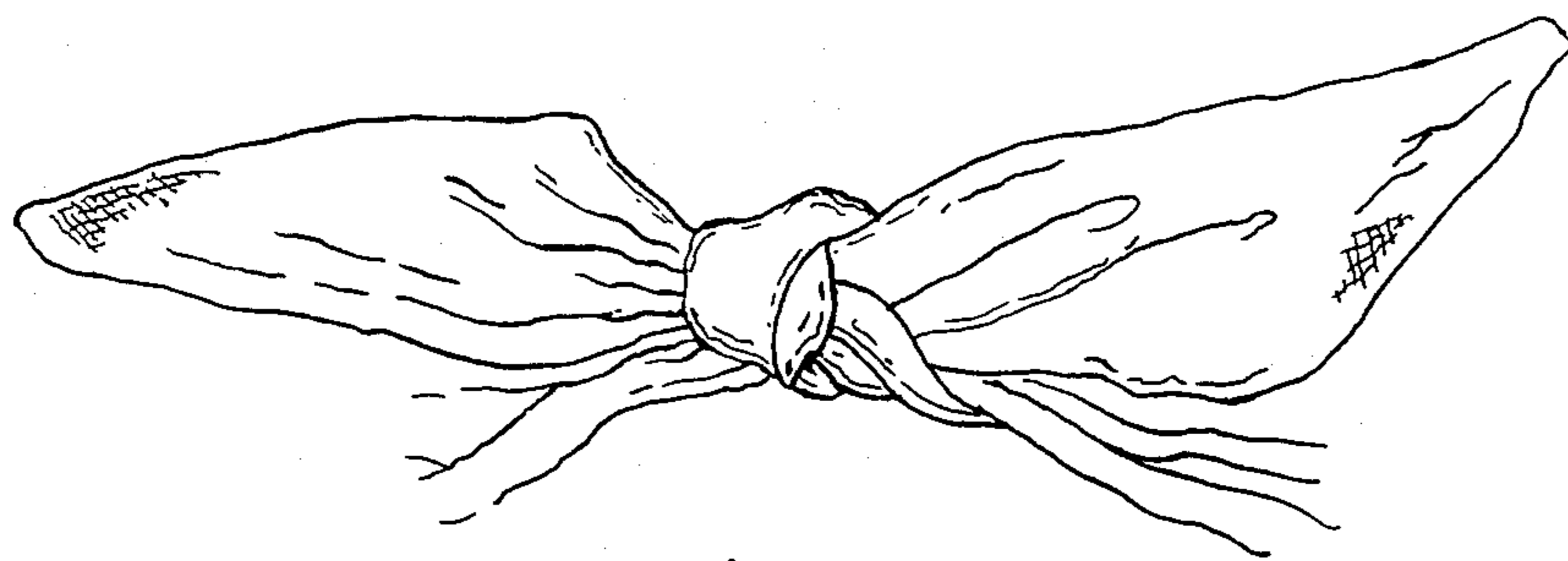


Fig. 6




Fig. 7