

[54] JEWELRY ORGANIZER

2,461,787 2/1949 Trachtenberg D3/75 X

[75] Inventors: H. Thomas Keller; Angela G. Averett, both of High Point, N.C.

[73] Assignee: Rosalco, Inc., Louisville, Ky.

[**] Term: 14 Years

[21] Appl. No.: 320,039

[22] Filed: Mar. 7, 1989

[52] U.S. Cl. D3/39; D6/444; D6/436

[58] Field of Search D3/75, 74; D6/432, 448, D6/440, 444, 559, 561

[56] References Cited

U.S. PATENT DOCUMENTS

D. 35,978	7/1902	Clarke	D6/444	X
D. 48,639	2/1916	Johnson	D6/440	X
D. 90,254	7/1933	McClure	.		
D. 162,062	7/1950	Orisini	D33/19	
D. 163,353	5/1951	Belanger	D6/444	X
D. 164,872	10/1951	Mallory	D6/397	X
D. 183,474	9/1958	Wintersteen	D3/74	
D. 248,911	8/1978	Handel	D6/438	
D. 264,279	5/1982	Zabrowsky	D6/04	
D. 265,155	6/1982	Bravo	D6/438	
D. 299,296	1/1989	Lafko	D6/444	

OTHER PUBLICATIONS

Promenade Collection, Jul. 27, 1967, p. 18.
House and Garden, Nov. 1967, p. 120.


Primary Examiner—Bruce W. Dunkins
Assistant Examiner—Y. Brunot
Attorney, Agent, or Firm—Rhodes, Coats & Bennett

[57] CLAIM

The ornamental design for a jewelry organizer, as shown and described.

DESCRIPTION

FIG. 1 is a front perspective view of a jewelry organizer showing our new design;
FIG. 2 is a front perspective view of the jewelry organizer of FIG. 1 with one of the doors open;
FIG. 3 is a rear perspective of the jewelry organizer of FIG. 1;
FIG. 4 is a side view of the jewelry organizer of FIG. 1 looking from the right side thereof;
FIG. 5 is a plan view of the jewelry organizer of FIG. 1; and
FIG. 6 is a front perspective view of a jewelry organizer showing a second embodiment of our design on an enlarged scale and showing one compartment in open position.






FIG. 1




FIG. 2

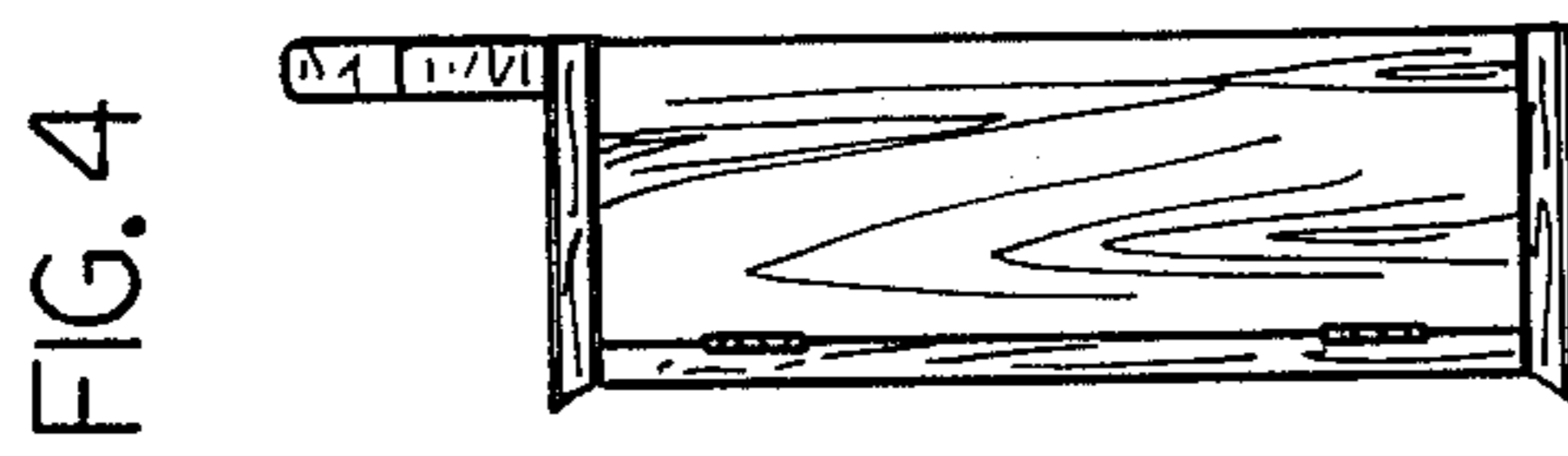


FIG. 4

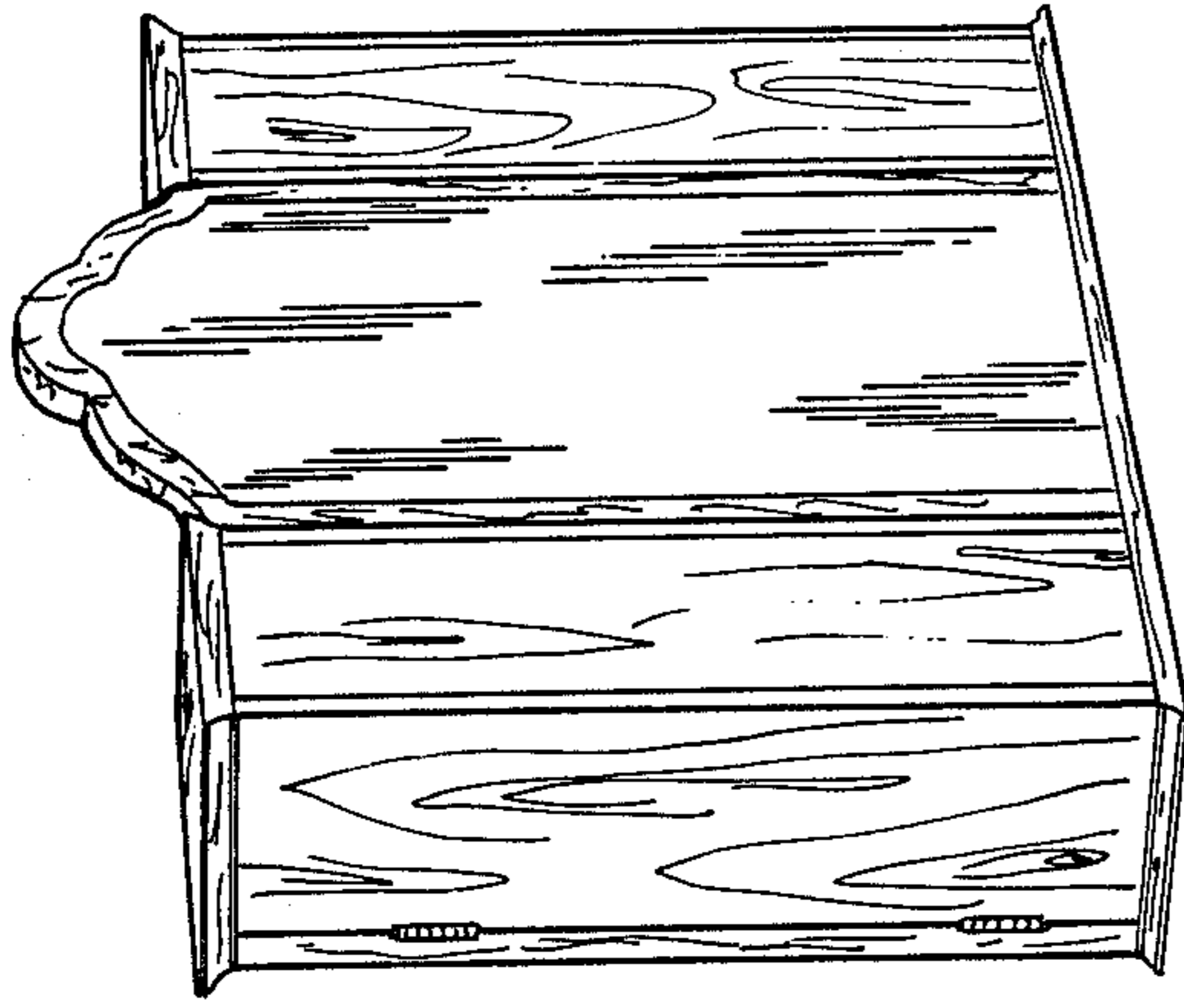


FIG. 3

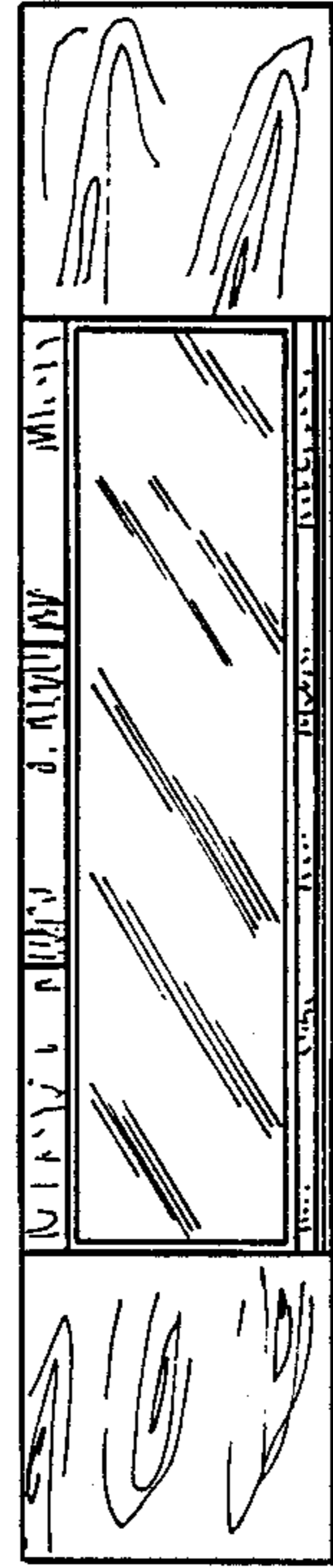


FIG. 5

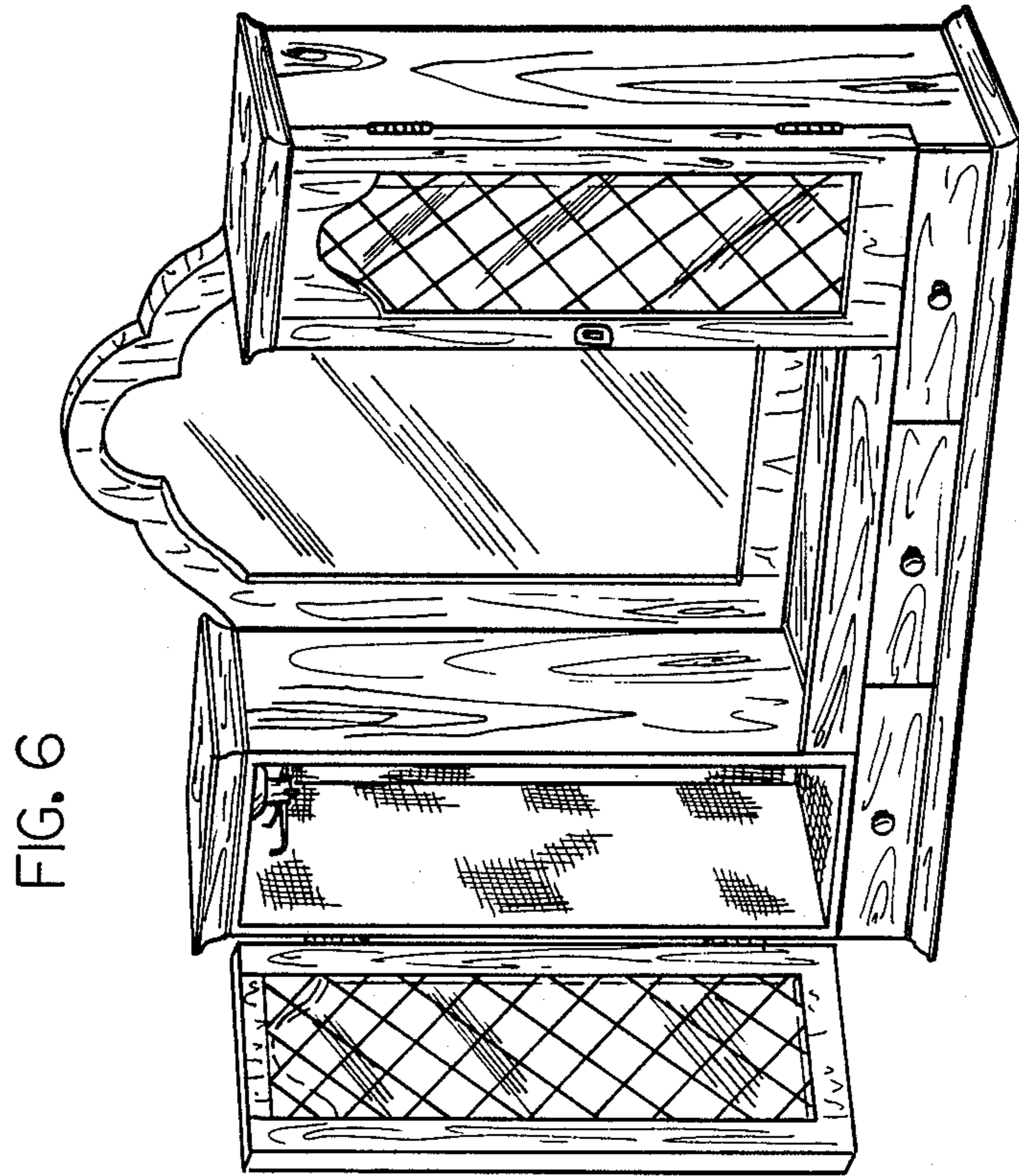


FIG. 6