

[54] **ELEMENT OF A SHOE UPPER**

[75] Inventors: **James K. Tong, Portland; Bruce MacGregor, Lake Oswego, both of Oreg.**

[73] Assignee: **Avia Group International, Inc., Portland, Oreg.**

[\*\*] Term: **14 Years**

[21] Appl. No.: **80,585**

[22] Filed: **Aug. 3, 1987**

|            |         |               |       |        |
|------------|---------|---------------|-------|--------|
| D. 279,139 | 6/1985  | Gamm          | ..... | D2/310 |
| D. 279,327 | 6/1985  | Gamm          | ..... | D2/310 |
| D. 281,640 | 12/1985 | Gamm          | ..... | D2/310 |
| D. 281,926 | 12/1985 | Hill          | ..... | D2/310 |
| D. 283,366 | 4/1986  | Chassaing     | ..... | D2/310 |
| D. 283,463 | 4/1986  | Chassaing     | ..... | D2/310 |
| D. 284,039 | 6/1986  | Yoshitake     | ..... | D2/310 |
| D. 287,301 | 12/1986 | Tong          | ..... | D2/314 |
| 4,438,574  | 3/1984  | Johnson       | ..... | 36/45  |
| 4,571,856  | 2/1986  | Lin et al.    | ..... | 36/114 |
| 4,574,498  | 3/1986  | Norton et al. | ..... | 36/114 |
| 4,644,673  | 2/1987  | Gamm          | ..... | 36/136 |

**Related U.S. Application Data**

[62] Division of Ser. No. 866,083, May 22, 1986, Pat. No. Des. 291,144.

[52] U.S. Cl. .... **D2/314**

[58] Field of Search ..... **D2/264, 265, 308-315, D2/326-328; 36/45, 50, 53, 83, 84, 102-104, 106, 112-114**

**References Cited**

**U.S. PATENT DOCUMENTS**

|            |         |                    |       |        |
|------------|---------|--------------------|-------|--------|
| D. 262,751 | 1/1982  | Anderie            | ..... | D2/310 |
| D. 271,633 | 12/1983 | Casetta            | ..... | D2/310 |
| D. 272,964 | 3/1984  | Muller Feigelstock | ..... | D2/310 |

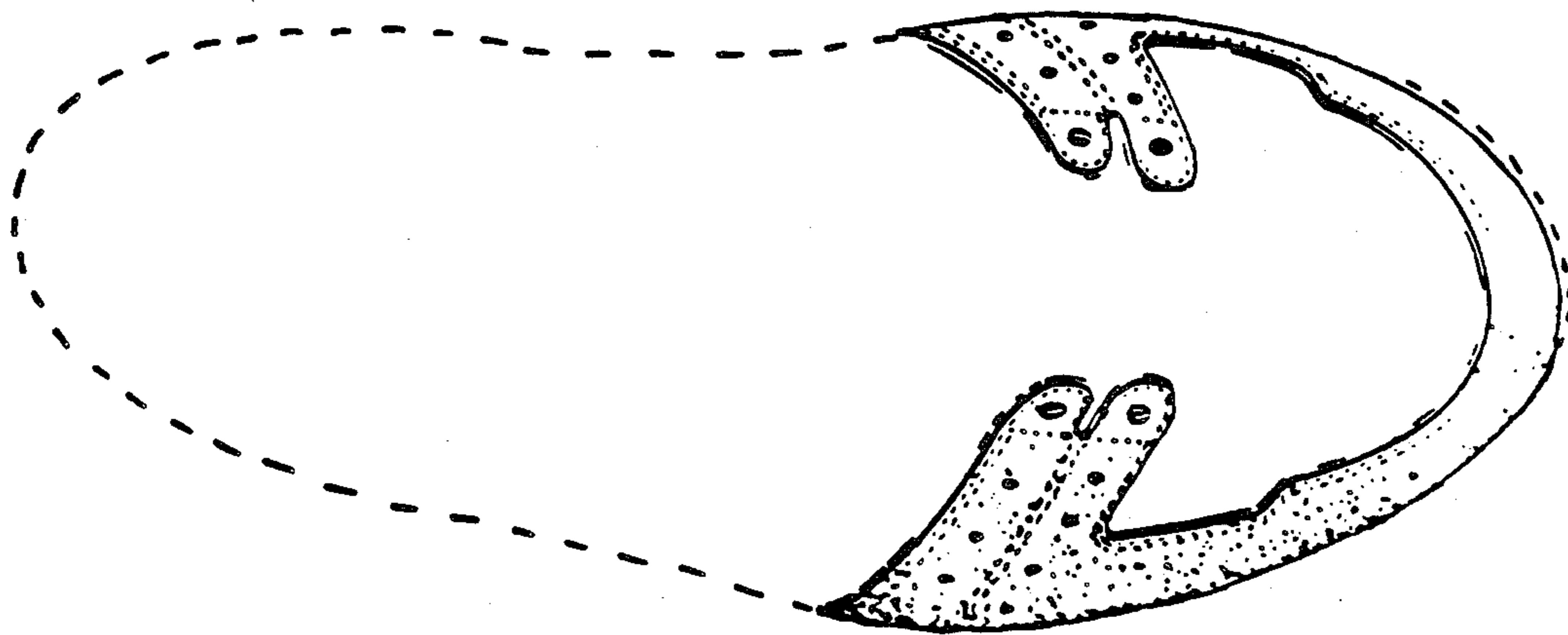
*Primary Examiner*—Louis S. Zarfes  
*Attorney, Agent, or Firm*—Saidman, Sterne, Kessler & Goldstein

[57] **CLAIM**

The ornamental design for an element of a shoe upper, as shown and described.

**DESCRIPTION**

FIG. 1 is a left side elevational view of an element of a shoe upper showing our new design; and FIG. 2 is a top plan view thereof. The broken line showing of the remainder of the shoe in FIGS. 1 and 2 is for illustrative purposes only and forms no part of the claimed design.



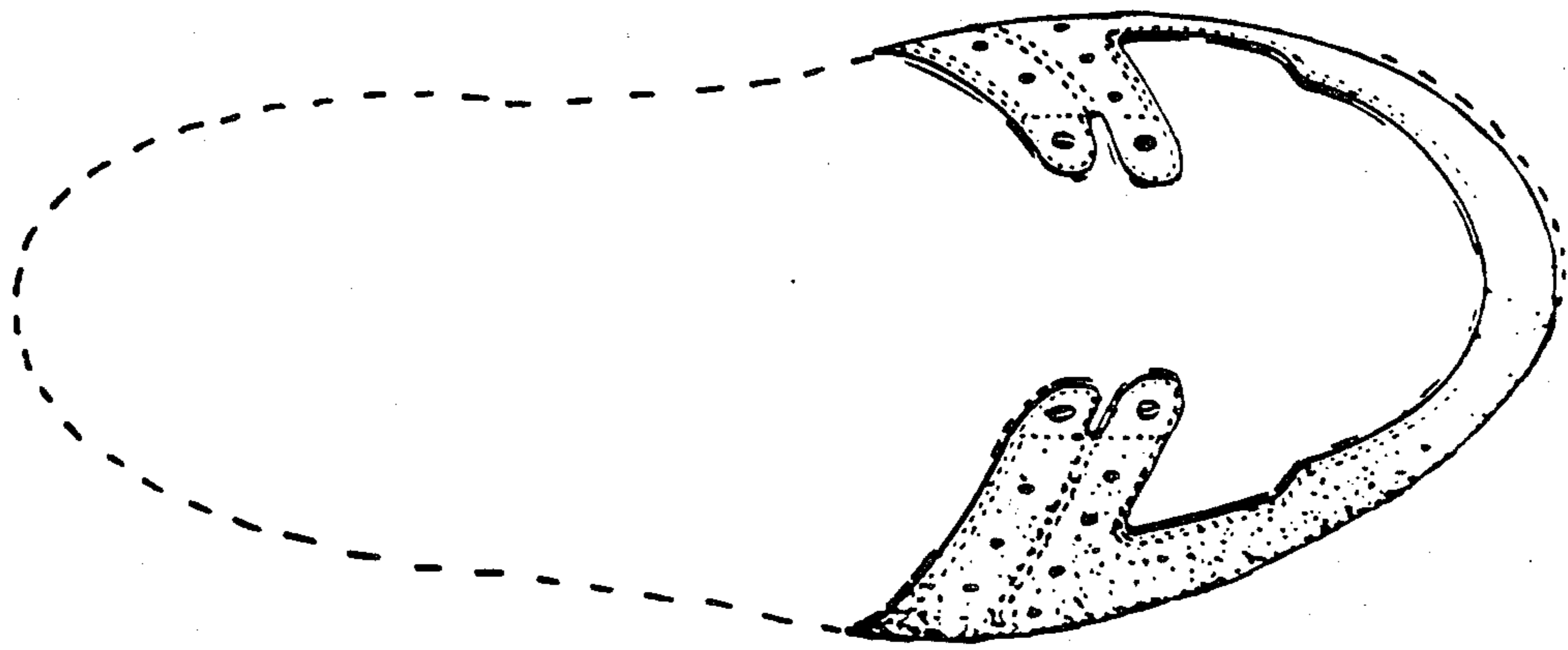
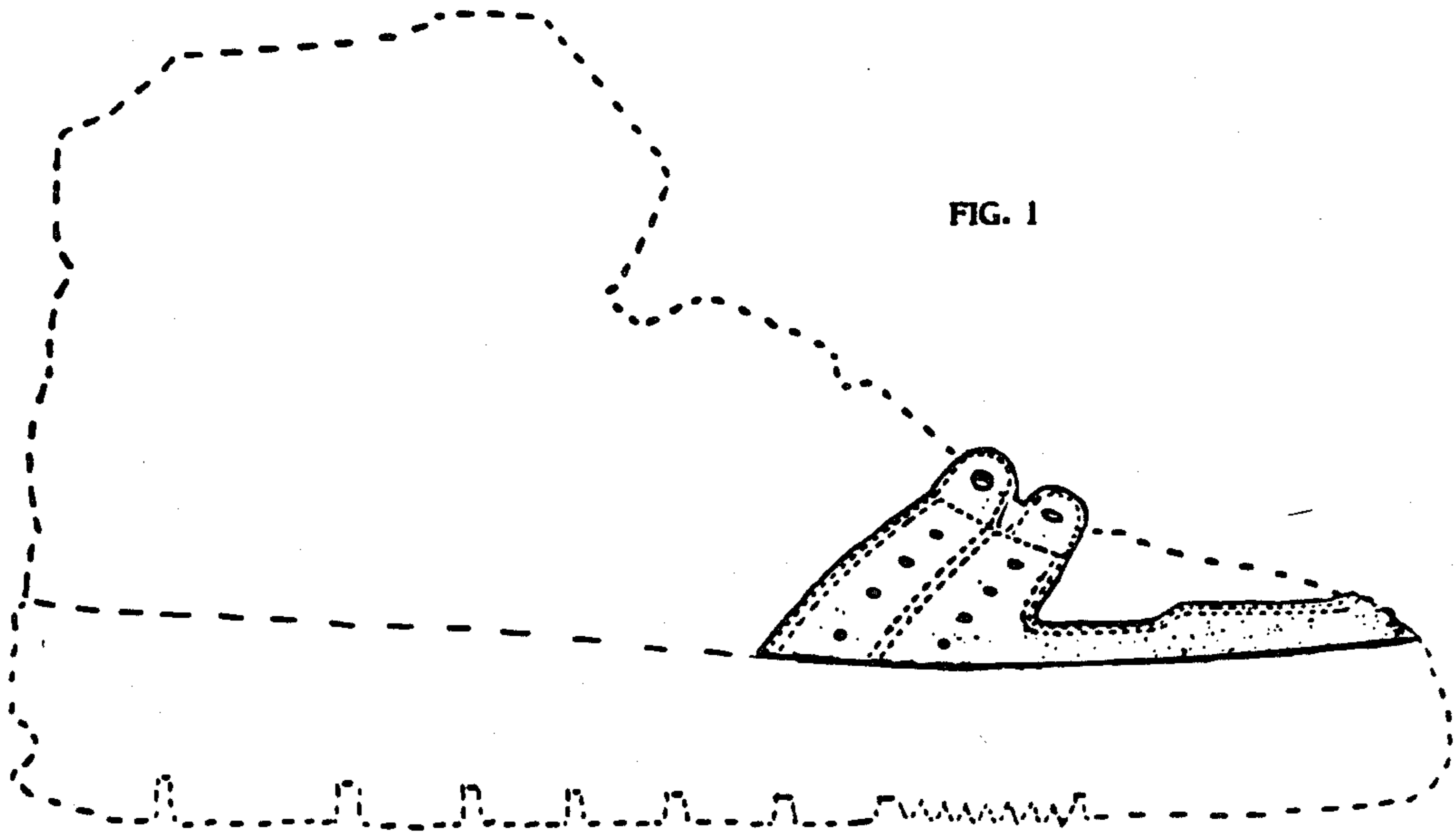


FIG. 2