

[54] FLUORESCENT LAMP

[75] Inventors: Masashi Sangen, Hyogo; Naoyuki Nakamura, Okayama, both of Japan

[73] Assignee: Matsushita Electronics Corporation, Osaka, Japan

[**] Term: 14 Years

[21] Appl. No.: 78,722

[22] Filed: Jul. 28, 1987

[30] Foreign Application Priority Data

Jan. 28, 1987 [JP] Japan 62-2971

[52] U.S. Cl. D26/3

[58] Field of Search D26/1, 2, 3; 313/315, 313/317, 318, 110, 113, 116, 567, 569, 491, 493, 25, 634; 315/56, 57, 58, 73

[56] References Cited

U.S. PATENT DOCUMENTS

- D. 287,287 12/1986 Futatsugi et al. D26/3
- 4,374,340 2/1983 Bouwknecht et al. 313/220
- 4,545,774 10/1985 Van Gils et al. 313/493 X
- 4,665,341 5/1987 Imamura et al. 313/493

4,703,227 10/1987 Takeda et al. 313/634

FOREIGN PATENT DOCUMENTS

0040455 3/1984 Japan 313/634

OTHER PUBLICATIONS

Progressive Architecture, 3-1984, p. 8, North American Philips Lighting PL Lamp.

Primary Examiner—Susan J. Lucas
Attorney, Agent, or Firm—Sughrue, Mion, Zinn, Macpeak & Seas

[57] CLAIM

The ornamental design for a fluorescent lamp, as shown and described.

DESCRIPTION

FIG. 1 is a front, top and right side perspective view of a fluorescent lamp showing our new design; FIG. 2 is a top plan view thereof; FIG. 3 is a front elevational view thereof the rear being a mirror image; FIG. 4 is a right side elevational view thereof, the opposite side being a mirror image thereof; and FIG. 5 is a bottom plan view thereof.

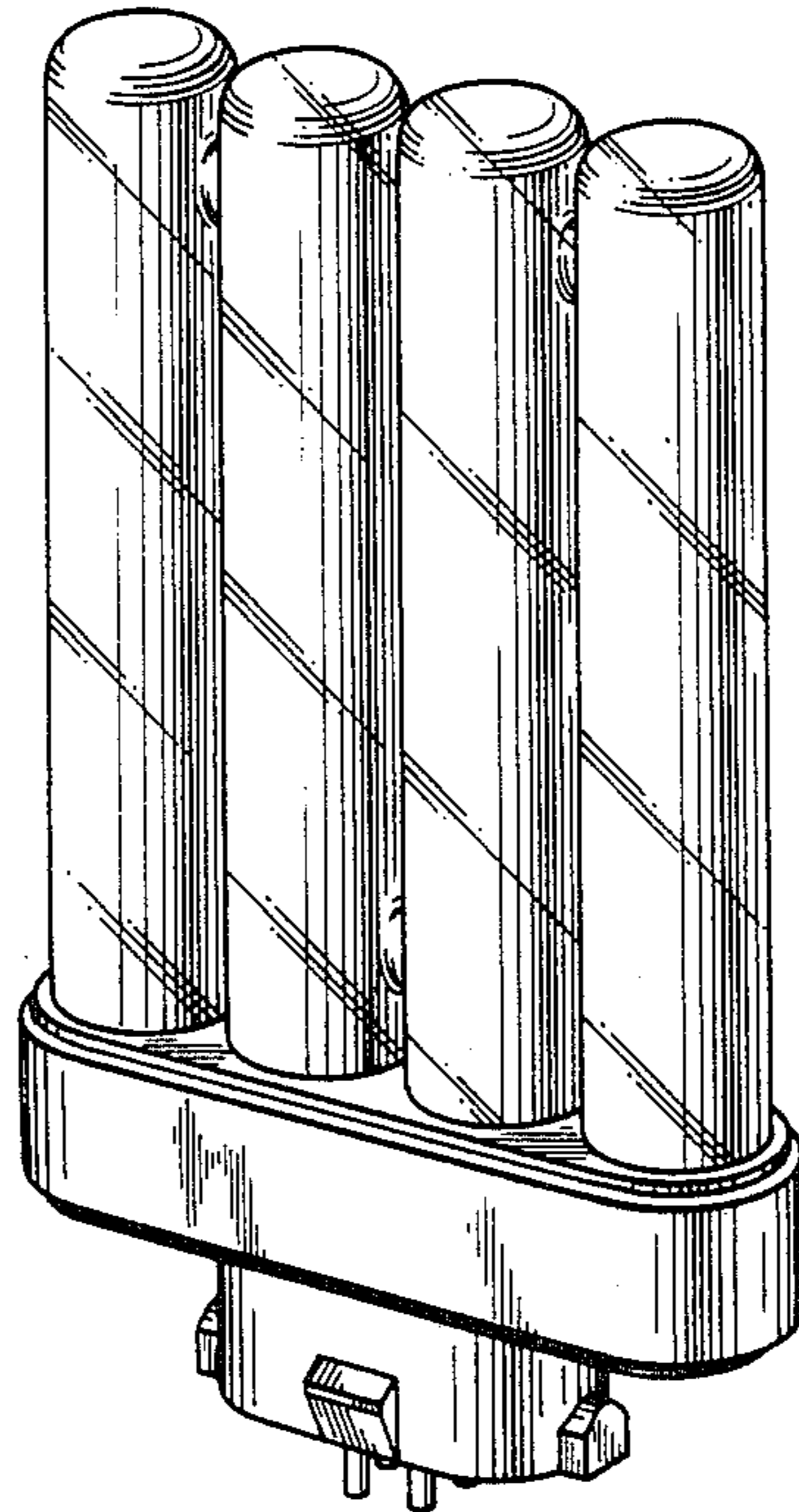


FIG. 1

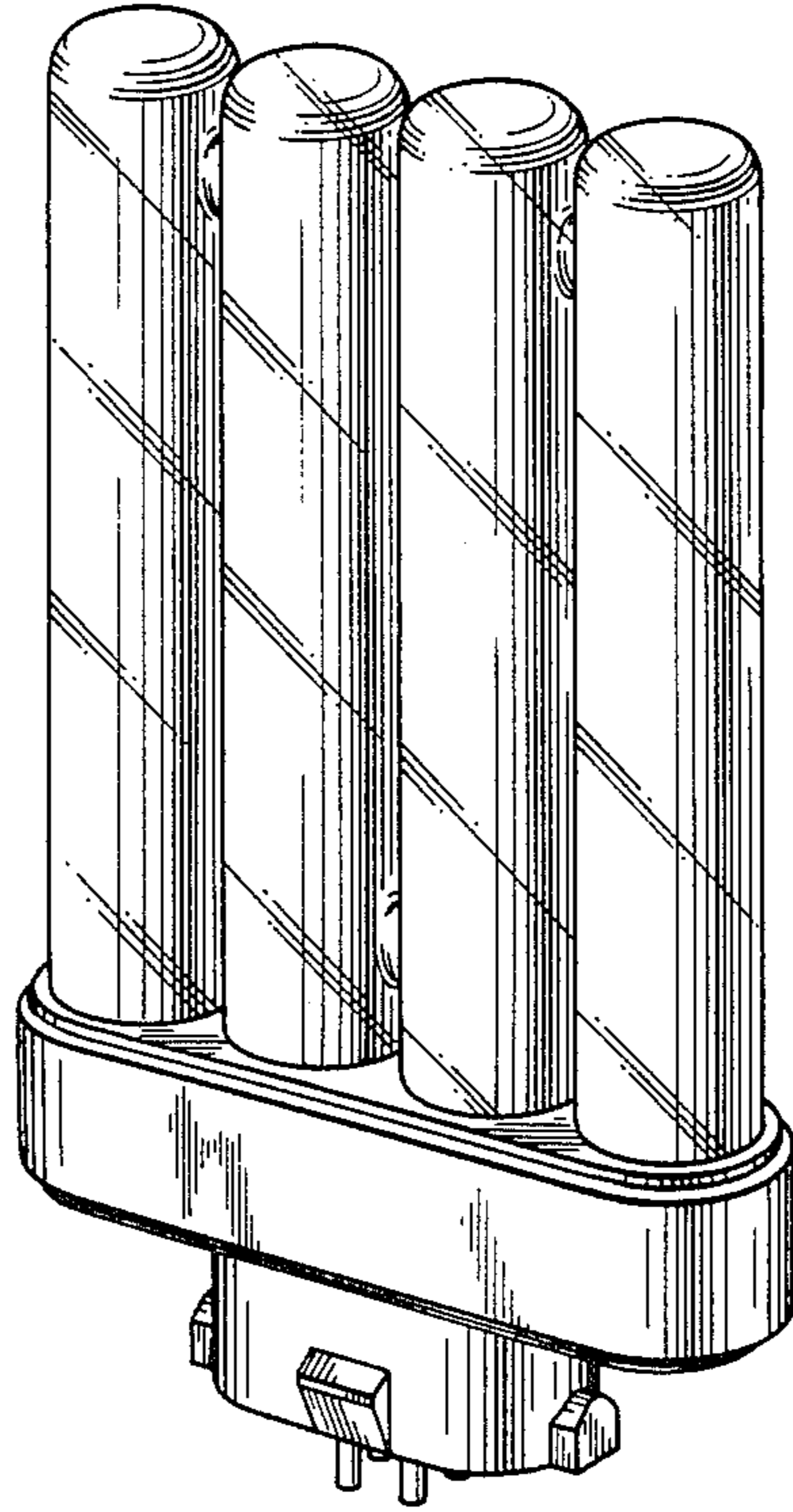


FIG. 2




FIG. 3

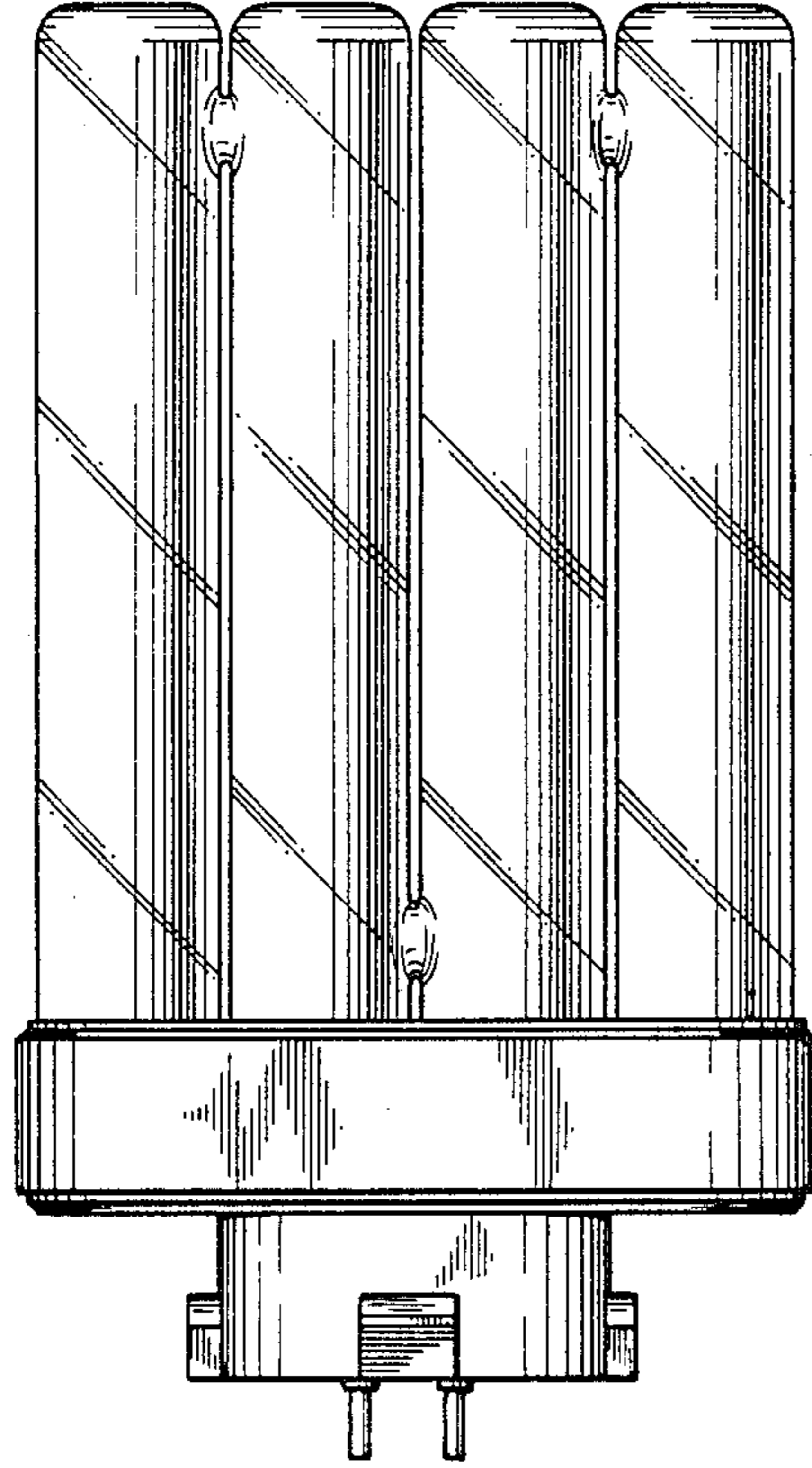


FIG. 4

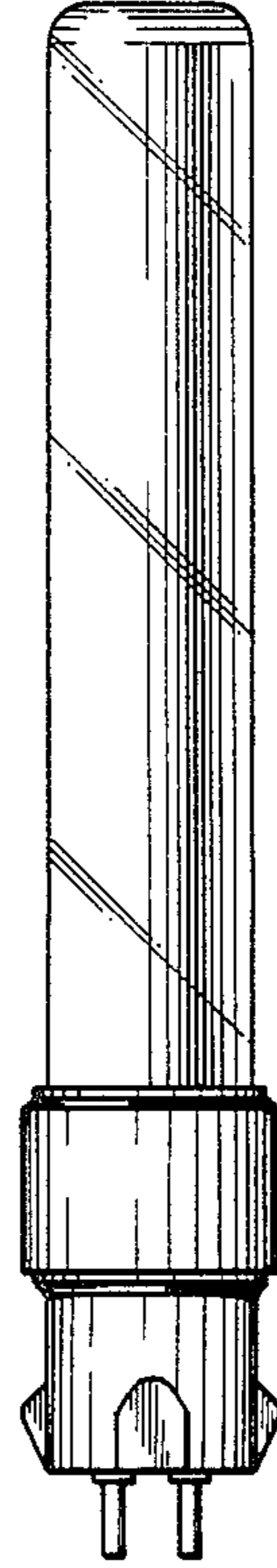


FIG. 5

