

[54] **COMBINED TANK AND COVER ASSEMBLY FOR USE IN ELECTRODEPOSITION COATING OPERATIONS**

[75] **Inventors: I. Jay Bassett, 508 Fountain, NE., Grand Rapids, Mich. 49503; Leo L. Case, Troy, Mich.**

[73] **Assignee: I. Jay Bassett, Grand Rapids, Mich.**

[**] **Term: 14 Years**

[21] **Appl. No.: 815,523**

[22] **Filed: Jan. 2, 1986**

[52] **U.S. Cl. D23/200**

[58] **Field of Search D23/200, 202, 204-205; D25/18-21; 52/80, 86; 220/1 B, 82 R, DIG. 13; 204/193, 302, DIG. 13**

[56] **References Cited**

U.S. PATENT DOCUMENTS

329,026	10/1885	de la Vergne, Jr. .	
581,052	4/1897	Woolf .	
1,069,993	8/1913	Amos .	
1,392,780	10/1921	Marsh et al. .	
1,556,045	10/1925	Swain et al. .	
2,104,678	1/1938	Sorensen	204/58
2,232,803	2/1941	Rodda	141/9
2,251,121	7/1941	Daw	214/17
2,289,967	7/1942	Johnson et al.	29/81
2,651,312	9/1953	McBeth	134/122
2,689,198	9/1954	Judd	134/30
2,710,832	6/1955	Harr	204/48
2,864,526	12/1958	Buss	220/10
3,123,543	3/1964	Chapman, Jr. et al.	204/28
3,162,338	12/1964	Grubelic	222/484
3,200,057	8/1965	Burnside et al.	204/181
3,300,400	1/1967	Burnside et al.	204/181
3,399,126	8/1968	Turner	204/181
3,409,531	11/1968	Ryerson et al.	204/198
3,476,666	11/1969	Bell et al.	204/181
3,479,260	11/1969	Rauch, Jr. et al.	204/56
3,496,082	2/1970	Orem et al.	204/181
3,592,755	7/1971	Thornton	204/299
3,730,866	5/1973	Madejczyk	204/181
3,749,613	7/1973	Augustine	148/6.21
3,756,935	9/1973	Thornton	204/181
3,784,460	1/1974	Le Bras et al.	204/301
3,802,133	4/1974	Gregory	52/80 X
3,951,775	4/1976	Horton et al.	204/299
3,968,013	7/1976	Boynnton	202/170
4,005,000	1/1977	Kraska	204/181

4,055,030	10/1977	Earnshaw	52/86
4,180,417	12/1979	Oka et al.	148/6.15
4,196,023	4/1980	Rowe	148/6.15
4,224,131	9/1980	Acero et al.	204/274
4,263,122	4/1981	Urquhart	204/300
4,284,493	8/1981	Case et al.	204/299
4,364,975	12/1982	Cork et al.	427/294
4,392,934	7/1983	Viellefont et al.	204/198
4,425,211	1/1984	Birkle et al.	204/198
4,457,441	7/1984	McCloughan	220/5

FOREIGN PATENT DOCUMENTS

677815	12/1964	Italy .
1022005	12/1963	United Kingdom .

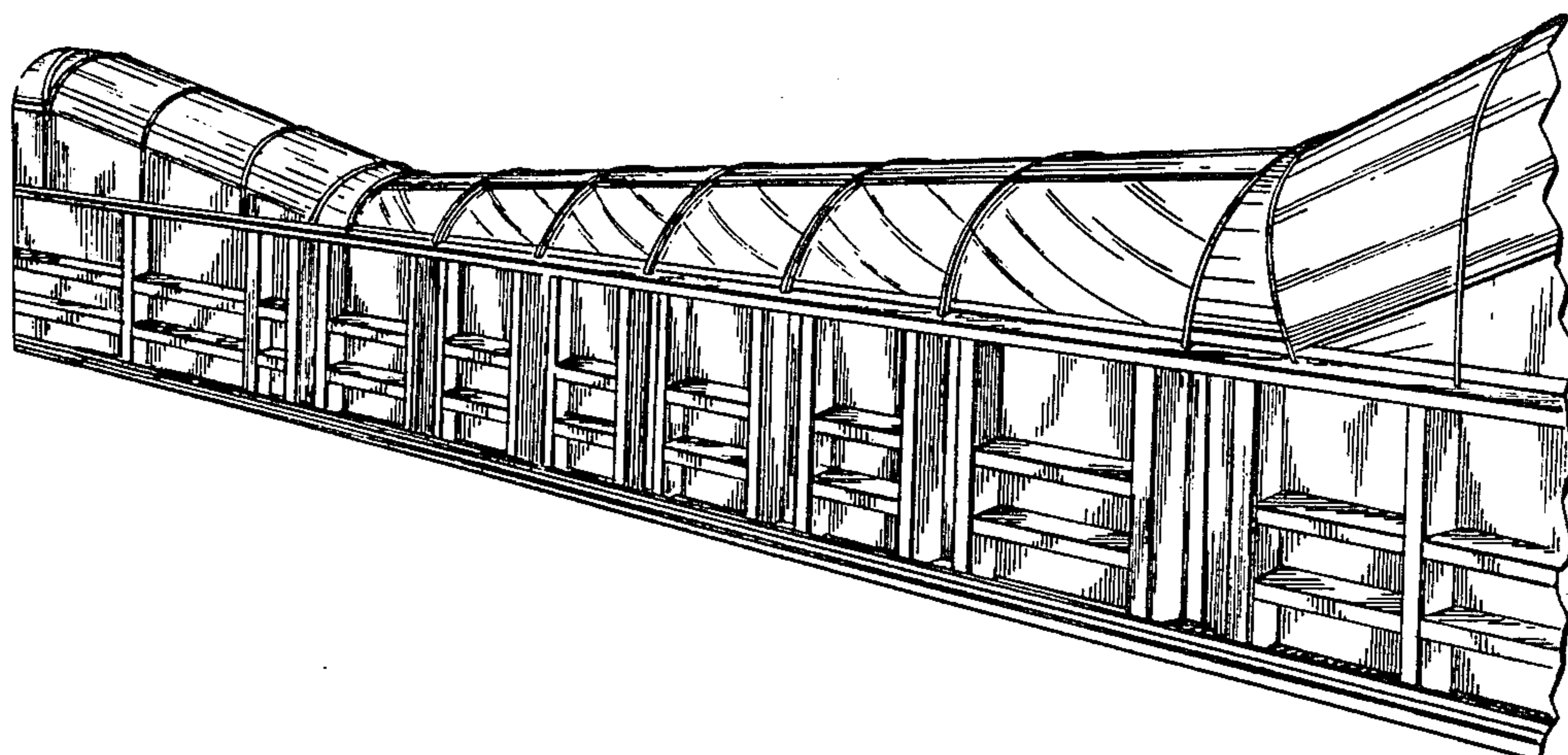
Primary Examiner—Wallace R. Burke
Assistant Examiner—Brian N. Vinson
Attorney, Agent, or Firm—Price, Heneveld, Cooper, DeWitt & Litton

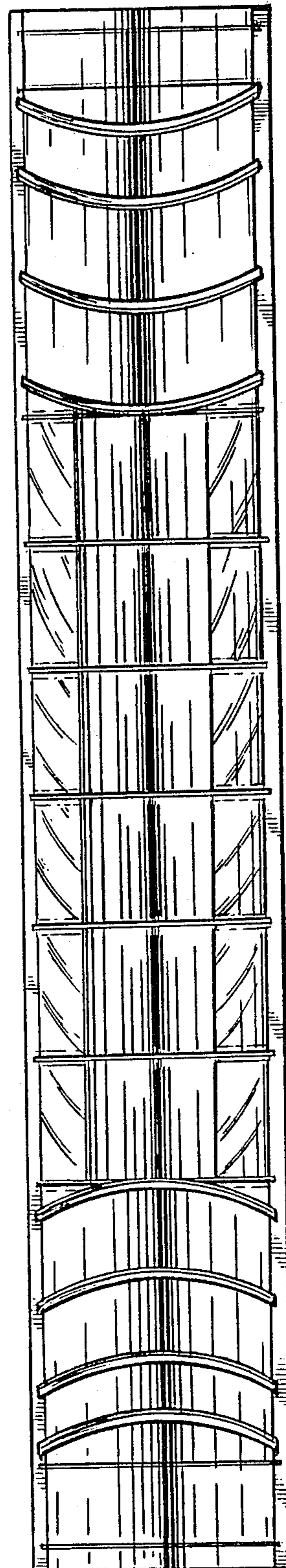
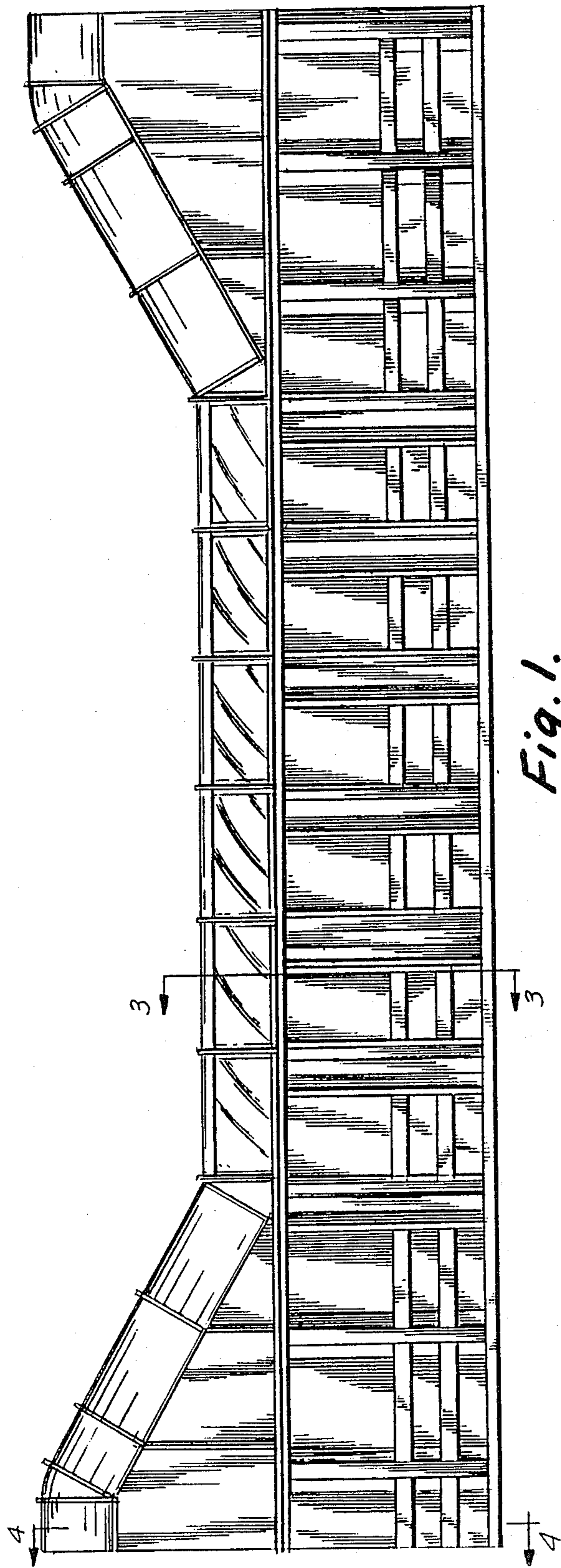
[57] **CLAIM**

The ornamental design for a combined tank and cover assembly for use in electrodeposition coating operations, as shown and described.

DESCRIPTION

FIG. 1 is a side elevational view of a combined tank and cover assembly for use in electrodeposition coating operations showing our new design, the opposite side being a mirror image of that shown;
 FIG. 2 is a top plan view thereof;
 FIG. 3 is an enlarged vertical cross-sectional view thereof, taken along line 3—3 of FIG. 1;
 FIG. 4 is an enlarged vertical cross-sectional view thereof, taken along line 4—4 of FIG. 1;
 FIG. 5 is a fragmentary perspective view thereof, with a portion of the end being omitted for convenience of illustration;
 FIG. 6 is an enlarged perspective view of the cover portion thereof;
 FIG. 7 is an enlarged side elevational view of the cover portion thereof, the opposite side being a mirror image of that shown;
 FIG. 8 is an enlarged top plan view of the cover portion thereof; and
 FIG. 9 is a further enlarged vertical cross-sectional view of the cover portion thereof, taken along line 9—9 of FIG. 7.
 The tank portion is omitted from FIGS. 6-9 for clarity of illustration.





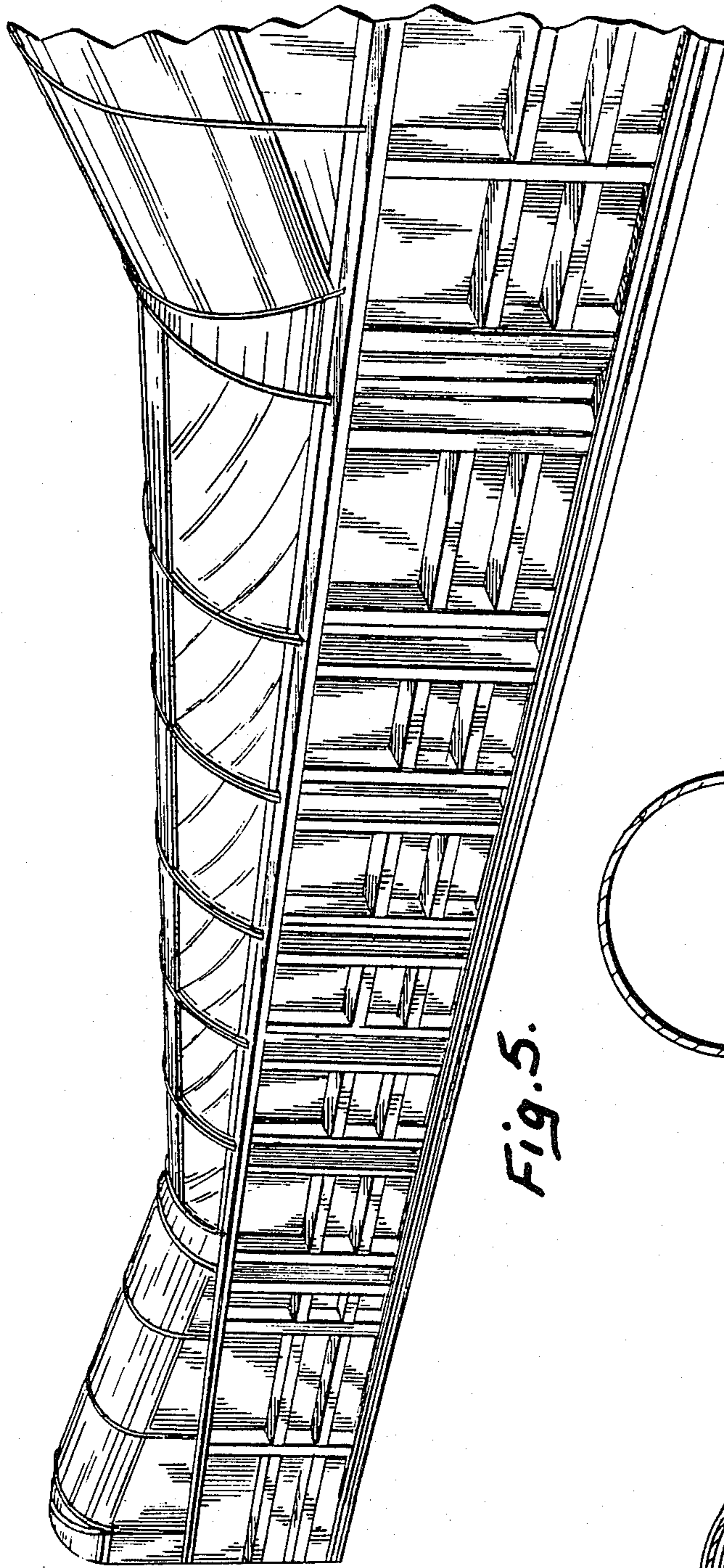


Fig. 5.

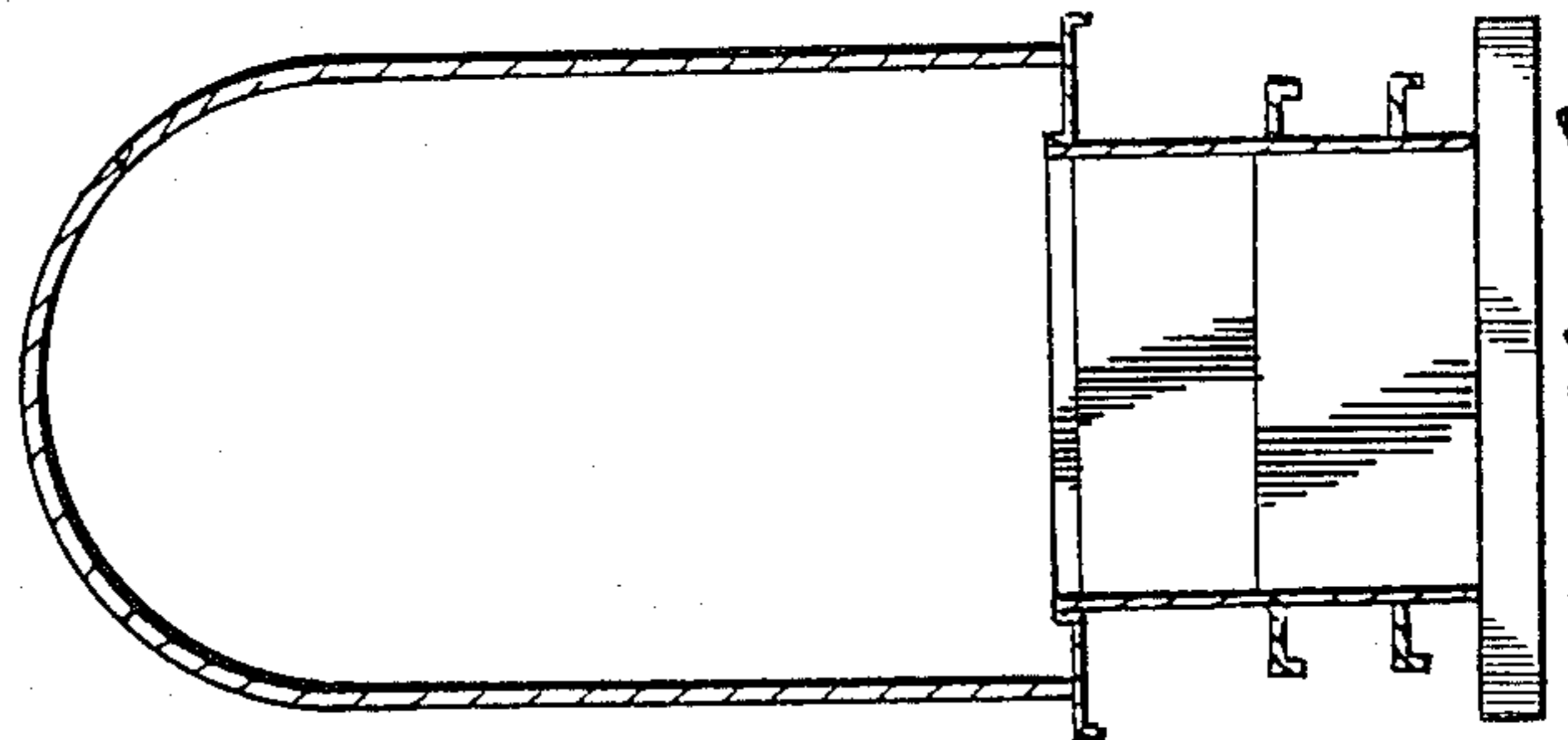


Fig. 4.

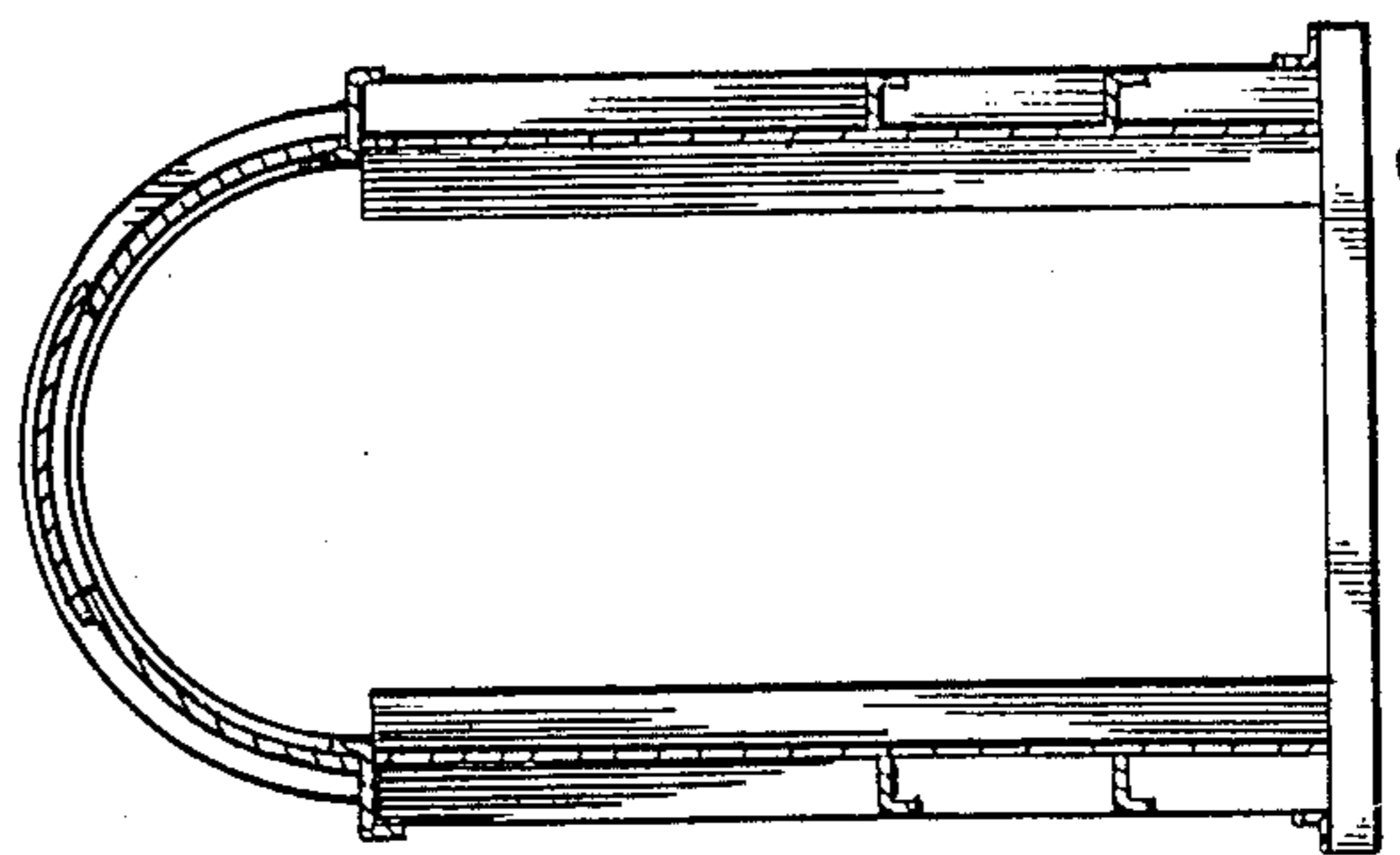


Fig. 3.

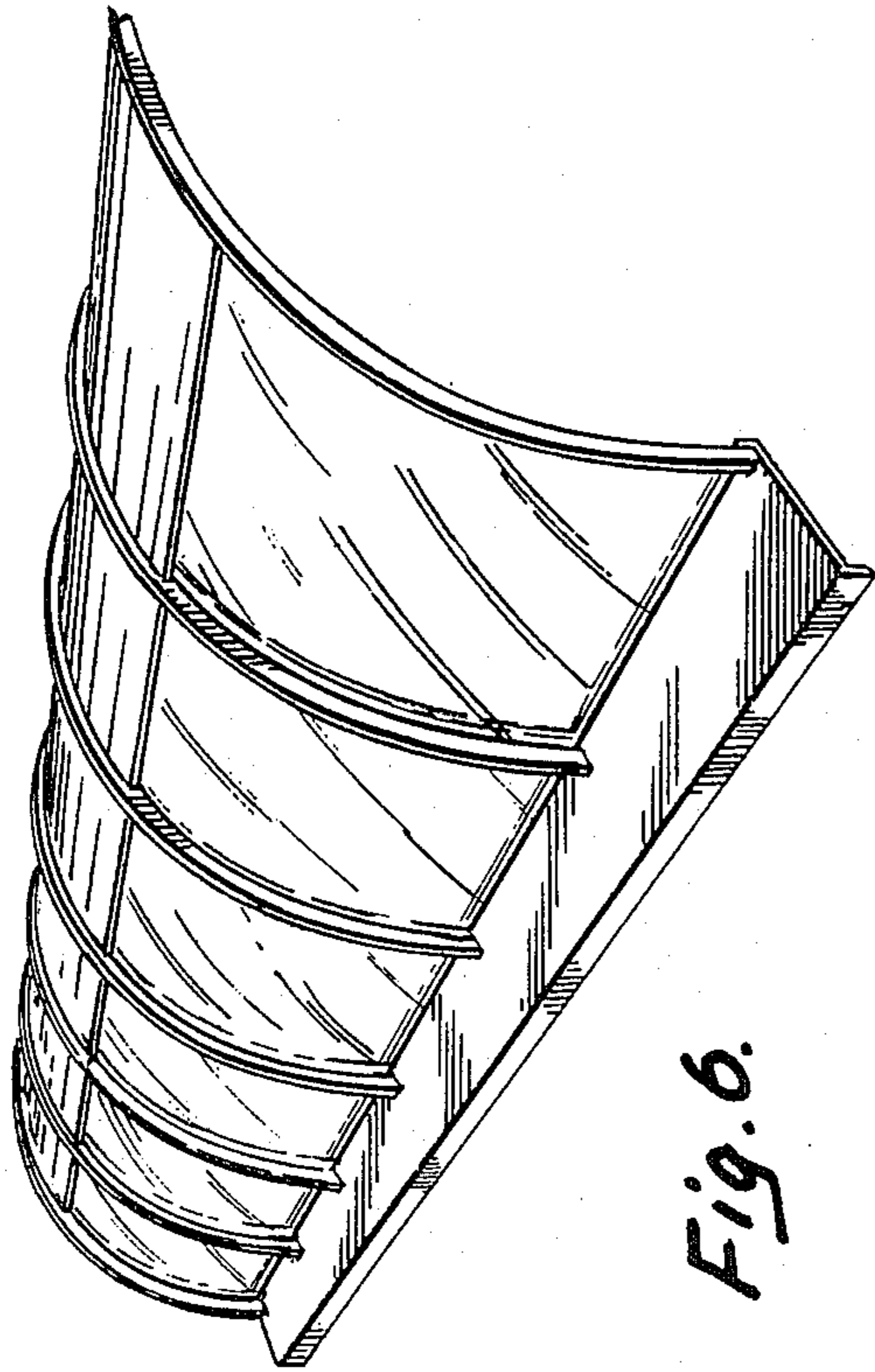


Fig. 6.

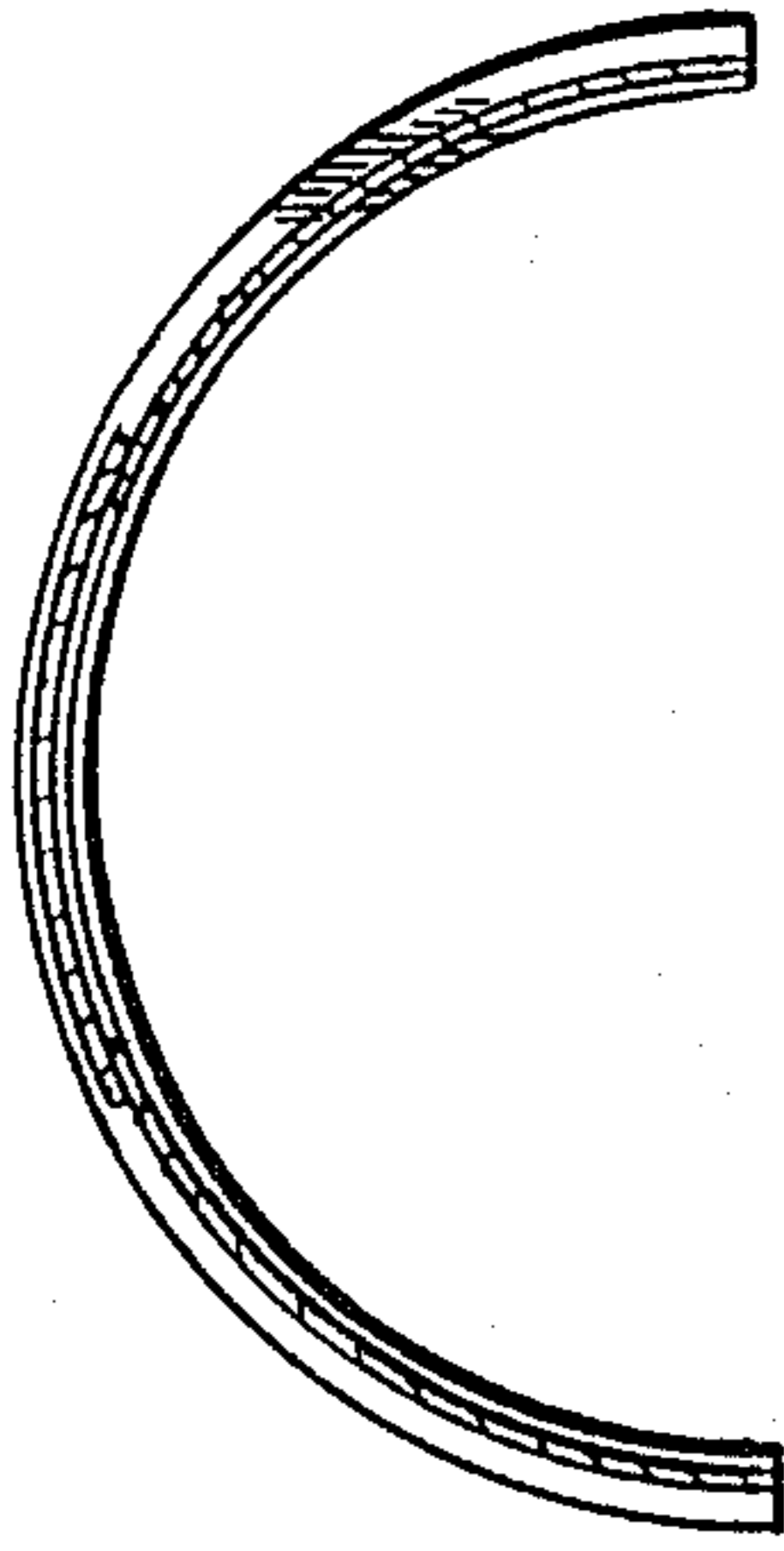


Fig. 9.

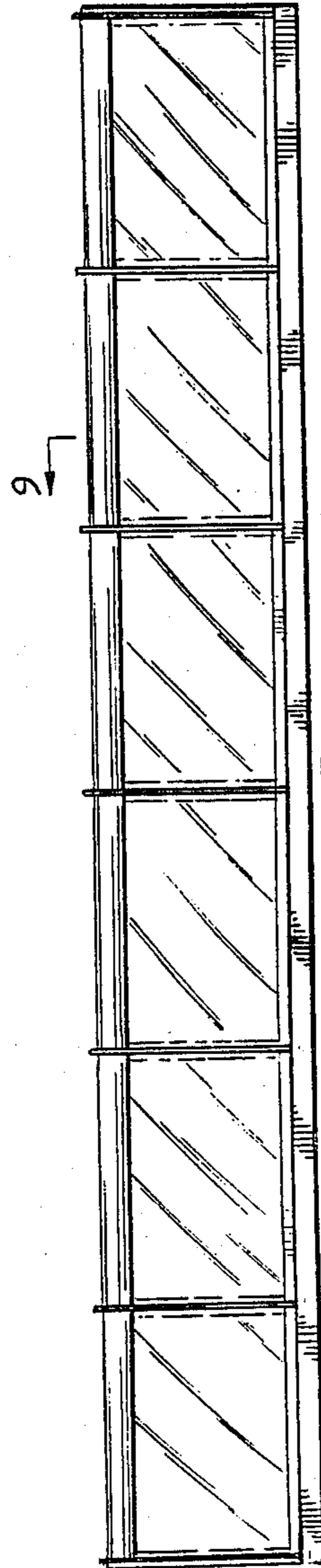


Fig. 7.

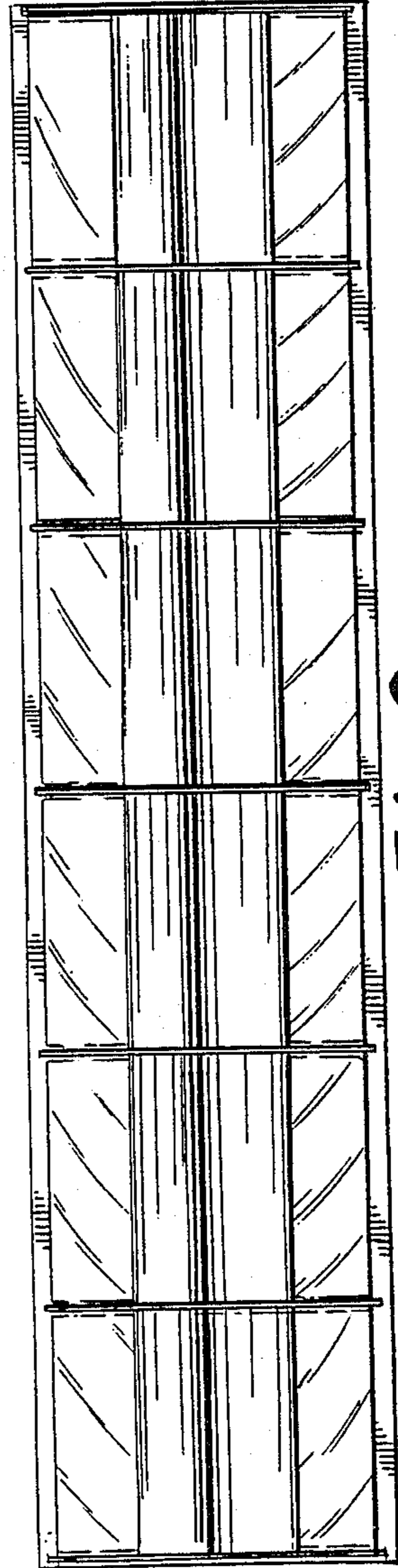


Fig. 8.