

[54] VIDEO TAPE CARTRIDGE RECORDER/REPRODUCER

[75] Inventor: Darrell S. Staley, Santa Clara, Calif.

[73] Assignee: Ampex Corporation, Redwood City, Calif.

[\*\*] Term: 14 Years

[21] Appl. No.: 852,511

[22] Filed: Apr. 15, 1986

[52] U.S. Cl. .... D14/124; D14/102; D6/397

[58] Field of Search ..... D6/397, 470; D14/102, D14/173; D20/1, 2, 4, 6; 361/331, 334, 346, 380, 390, 392, 393; 312/198, 199, 200, 223, 249, 250, 252, 297

[56] References Cited

U.S. PATENT DOCUMENTS

- D. 273,866 5/1984 La Due et al. .... D14/102
- D. 296,055 6/1988 De Prins ..... D6/397
- 3,848,942 11/1974 Fanini ..... 312/198

OTHER PUBLICATIONS

B. A. Pargh: Fall/Winter Catalog 1985/86; p. 285, Audio/Video Center; Item DC 980SUL, (middle, right side).

Primary Examiner—Melvin B. Feifer  
Assistant Examiner—William Krawczewicz  
Attorney, Agent, or Firm—Harry G. Thibault; Richard P. Lange

[57] CLAIM

The ornamental design for a video tape cartridge recorder/reproducer, as shown and described.

DESCRIPTION

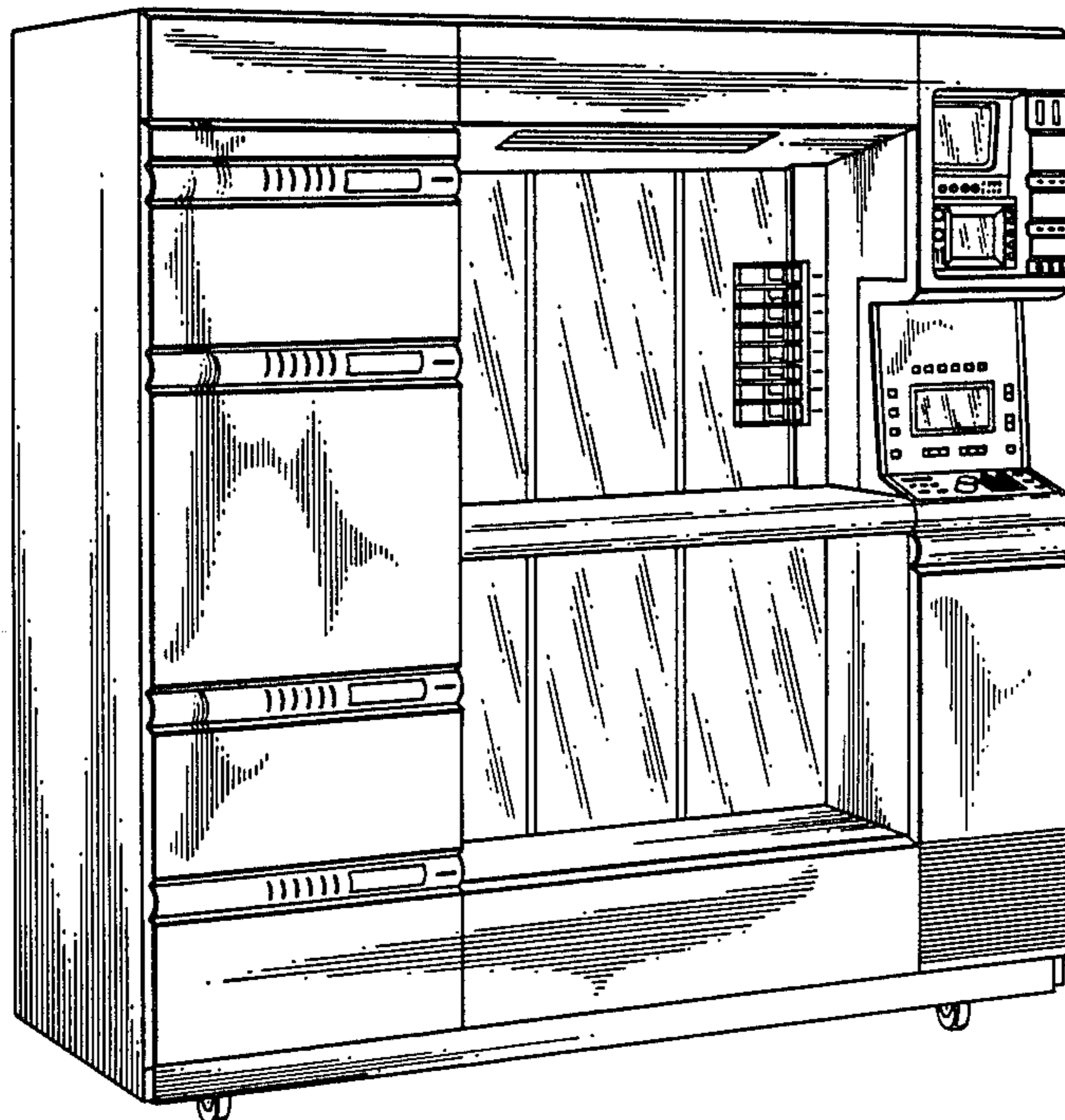
FIG. 1 is a left front perspective view of a video tape cartridge recorder/reproducer showing my new design;

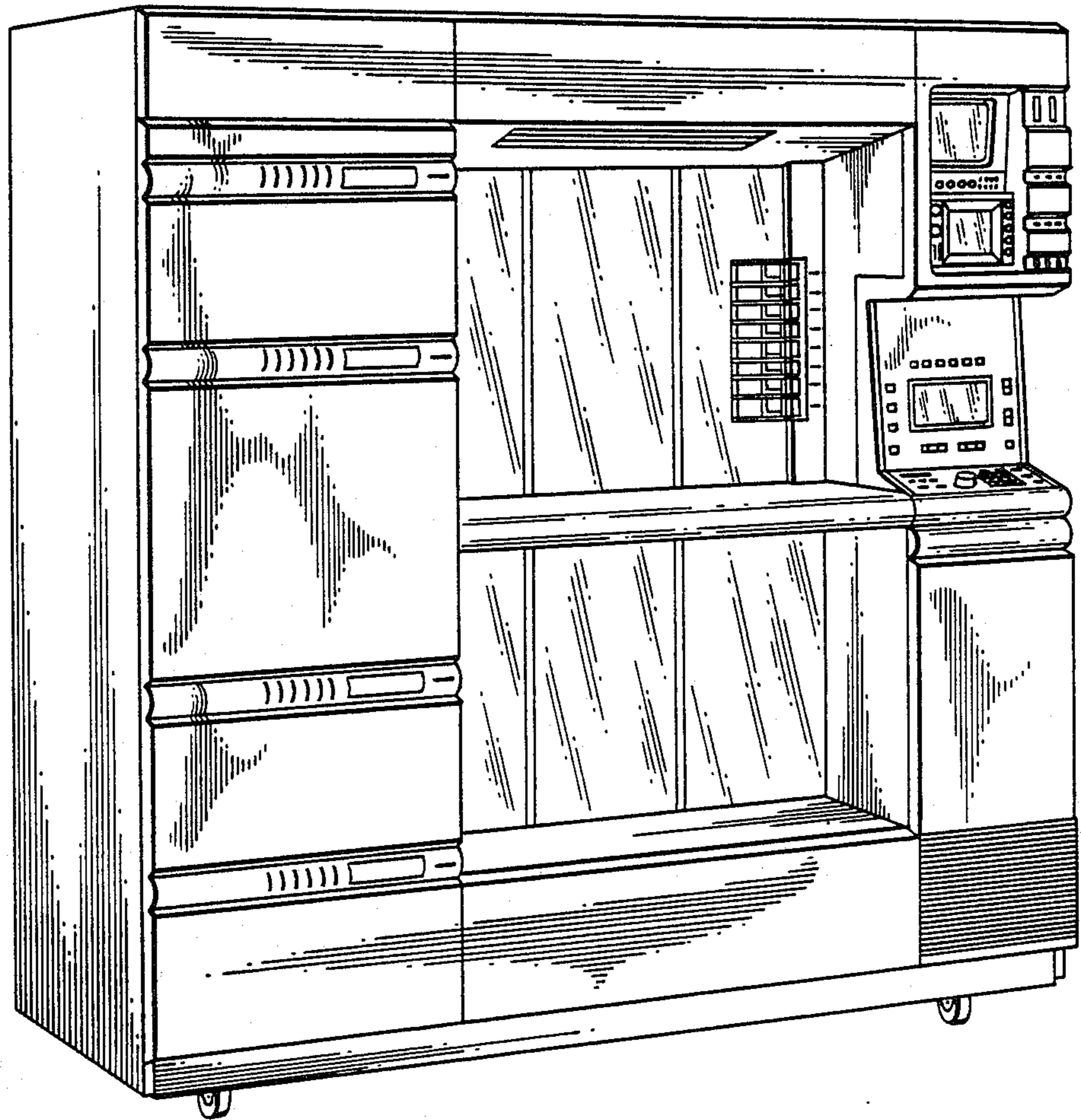
FIG. 2 is a front elevational view;

FIG. 3 is a left side elevational view, as taken from FIG. 1; and

FIG. 4 is a right side elevational view, as taken from FIG. 1.

The back is flat and unornamented.





**FIG. 1**




FIG. 2

FIG. 1

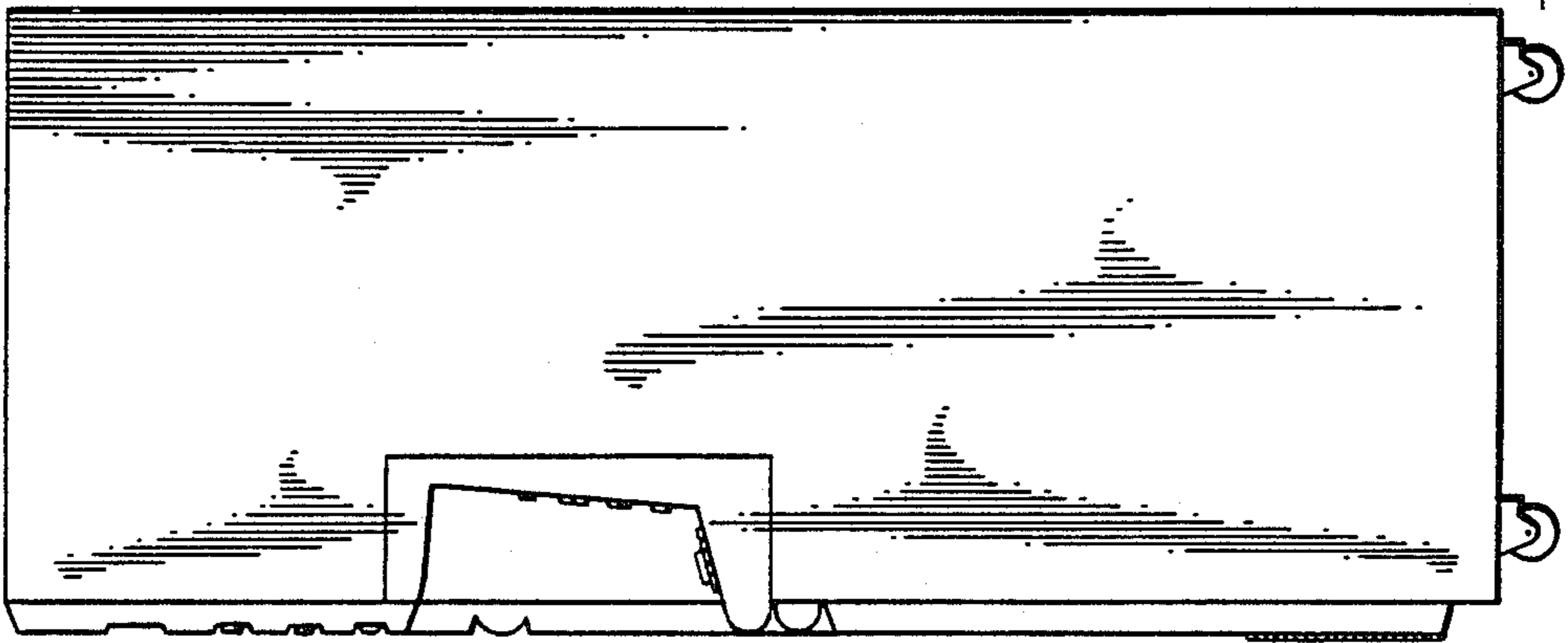


FIG. 2

