

[54] **SIMULATED ELECTRONIC ALARM**

[76] **Inventor:** Arthur Schifrin, 4652 Via Marina,
Marina Del Rey, Calif. 90292

[**] **Term:** 14 Years

[21] **Appl. No.:** 22,346

[22] **Filed:** Mar. 5, 1987

[52] **U.S. Cl.** D10/106

[58] **Field of Search** D10/104, 106, 116, 118,
D10/119, 120; 340/573, 574, 384 R, 540, 541,
330; 455/45

[56] **References Cited**

U.S. PATENT DOCUMENTS

D. 181,376	11/1957	Smith	D10/106
D. 292,404	10/1987	Wilson et al.	D13/32
871,675	11/1907	Davis	340/330

OTHER PUBLICATIONS

Amprobe Instrument Corporation Catalog Rev. 4/21/1963, p. Lar-1, lower left corner, Cable Tracer.

Primary Examiner—Wallace R. Burke
Assistant Examiner—Randy Nowlin
Attorney, Agent, or Firm—Lilling & Greenspan

[57] **CLAIM**

The ornamental design for a simulated electronic alarm, as shown and described.

DESCRIPTION

FIG. 1 is a perspective view of a simulated electronic alarm showing my new design;
FIG. 2 is a top plan view thereof;
FIG. 3 is a bottom plan view thereof;
FIG. 4 is a front elevational view thereof;
FIG. 5 is a rear elevational view thereof;
FIG. 6 is a right side elevational view thereof, the left side being substantially a mirror image of the right side.

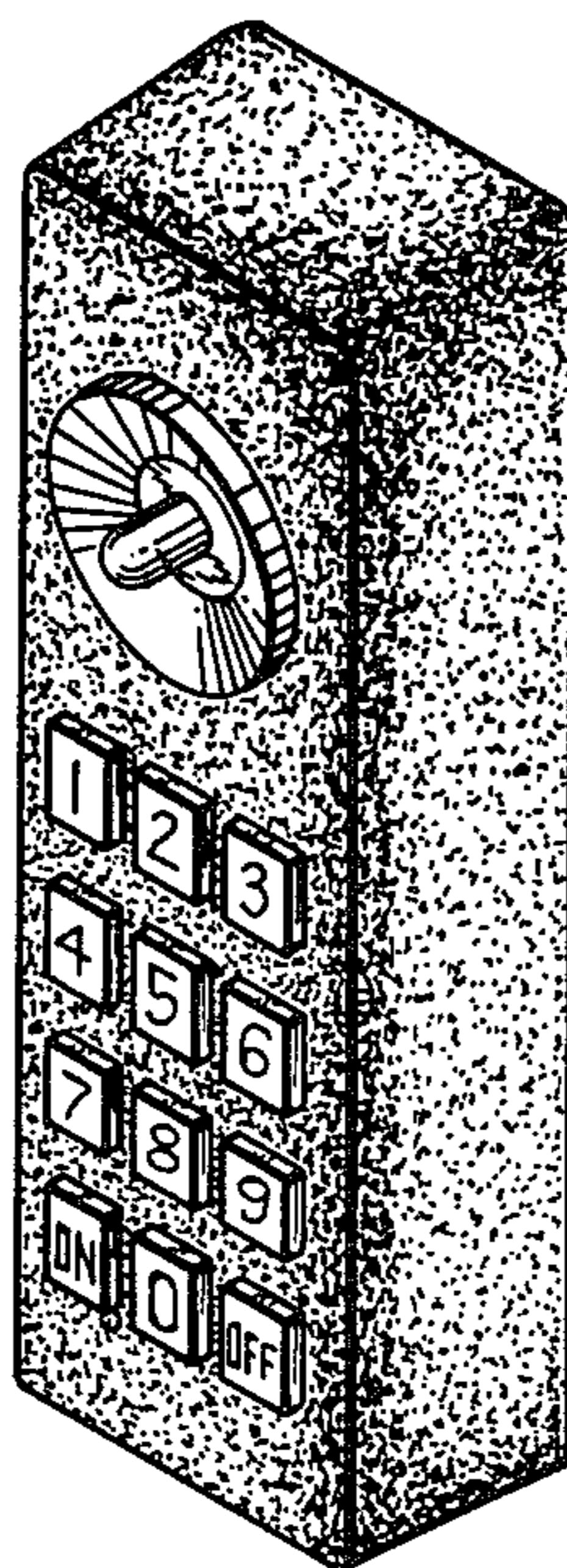


FIG.1

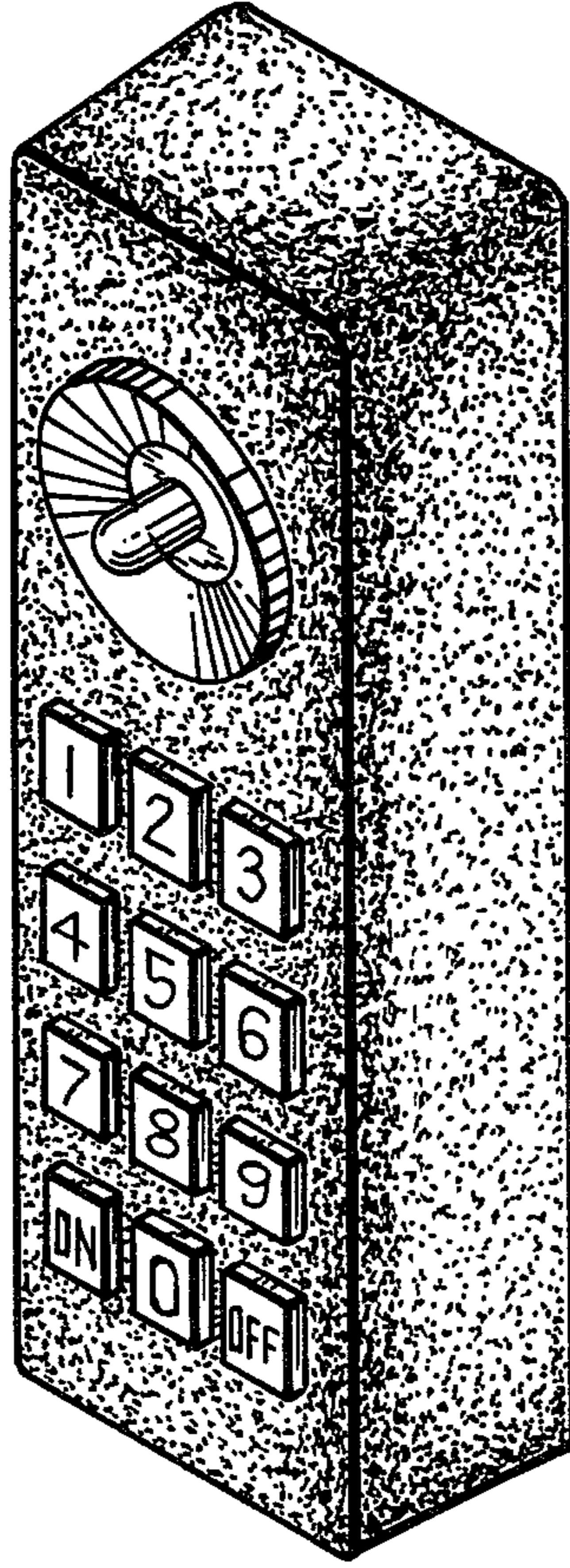


FIG.2




FIG.3




FIG.4




FIG.5




FIG.6

