

[54] PACKAGE INSERT

[75] Inventor: Curtis W. Maidon, Fuquay-Varina, N.C.

[73] Assignee: Cooper Industries, Inc., Houston, Tex.

[**] Term: 14 Years

[21] Appl. No.: 887,014

[22] Filed: Jul. 18, 1986

[52] U.S. Cl. D9/456; D9/341

[58] Field of Search D9/341, 344, 345, 414, D9/416, 423, 424, 425, 431, 456; D7/37, 38, 40, 354; 206/557, 558, 561, 564, 602, 518; 229/902, 903, 904, 905, 906, 2.5 R; 493/93, 52

[56] References Cited

U.S. PATENT DOCUMENTS

- D. 173,229 10/1954 Lemieux D9/456
- D. 182,620 4/1958 Raymond D9/425

- D. 280,976 10/1985 Diamond D9/456
- 2,970,735 2/1961 Jacke et al. 229/905
- 3,401,863 9/1968 Earl 229/2.5 R
- 3,722,781 3/1973 Page et al. 229/904
- 3,915,371 10/1975 Crabtree 206/518
- 4,202,465 5/1980 McLaren 229/903

Primary Examiner—Bernard Ansher
Assistant Examiner—Prabhakar Deshmukh
Attorney, Agent, or Firm—Alan R. Thiele; Eddie E. Scott

[57] CLAIM

The ornamental design for a package insert, as shown.

DESCRIPTION

FIG. 1 is a top plan view of a package insert showing my new design;
FIG. 2 is a front elevation thereof;
FIG. 3 is a left side elevation thereof;
FIG. 4 is a right side elevation thereof;
FIG. 5 is a bottom plan view thereof; and
FIG. 6 is a rear side elevation thereof.

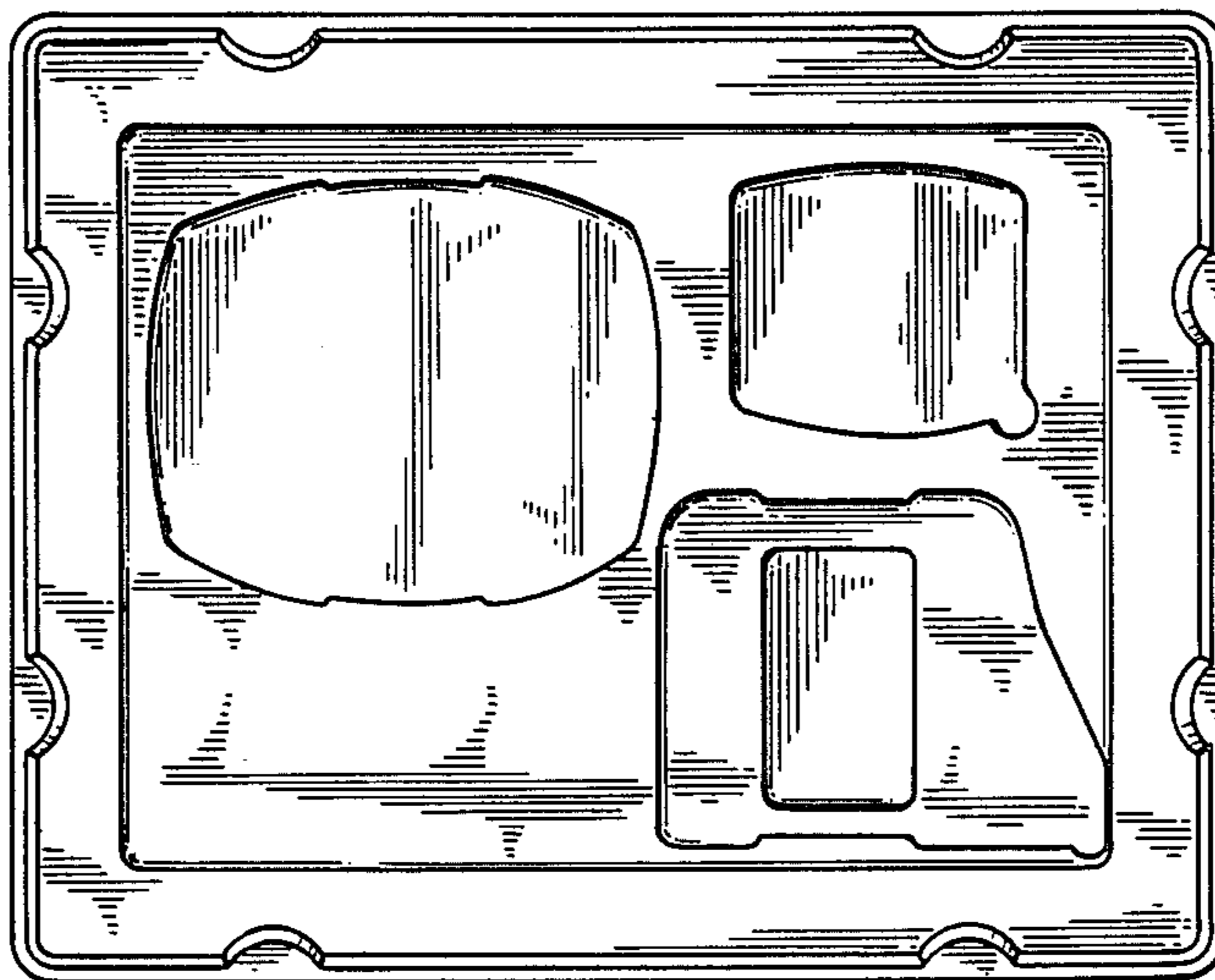


Fig. 2




Fig. 3

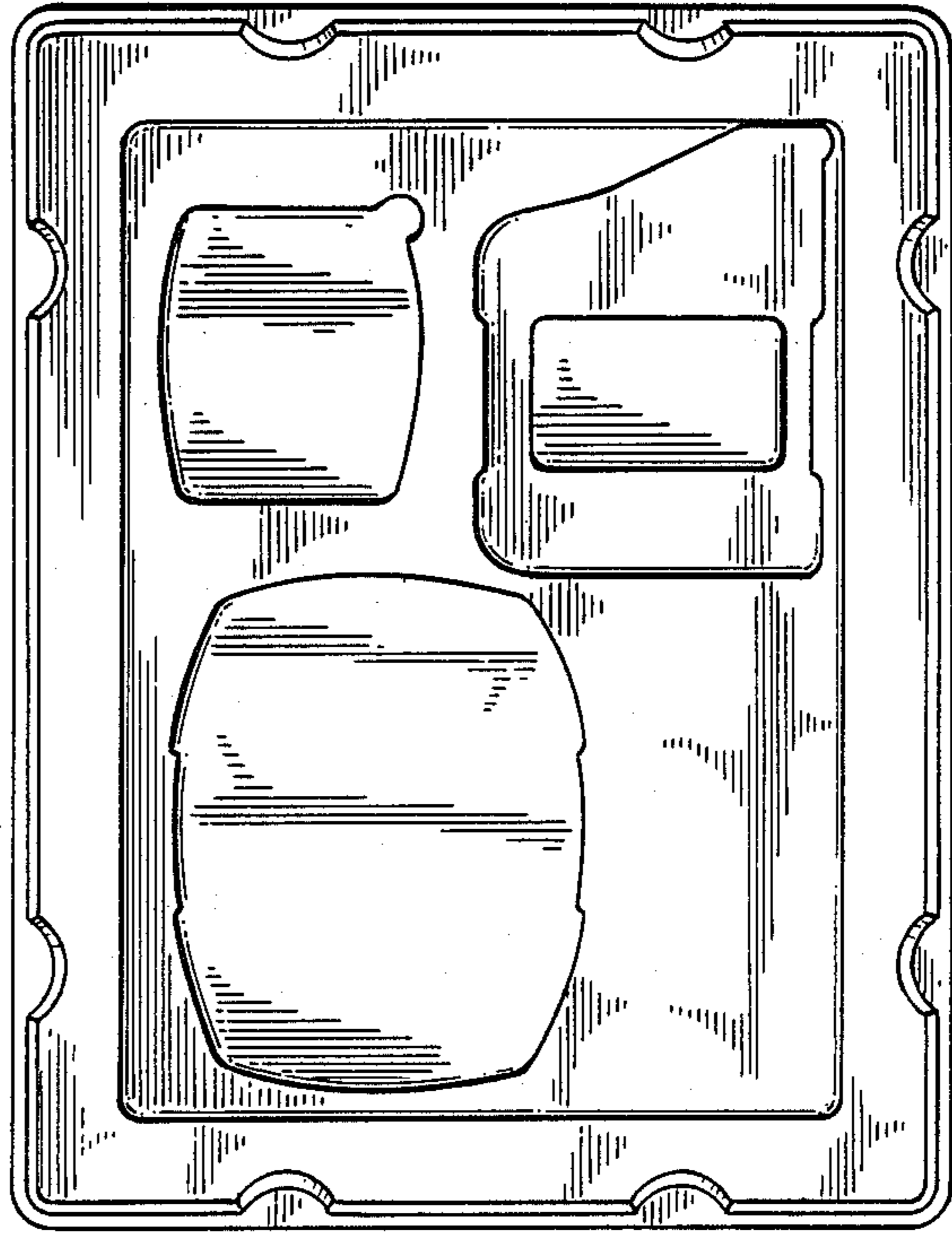



Fig. 1

Fig. 4



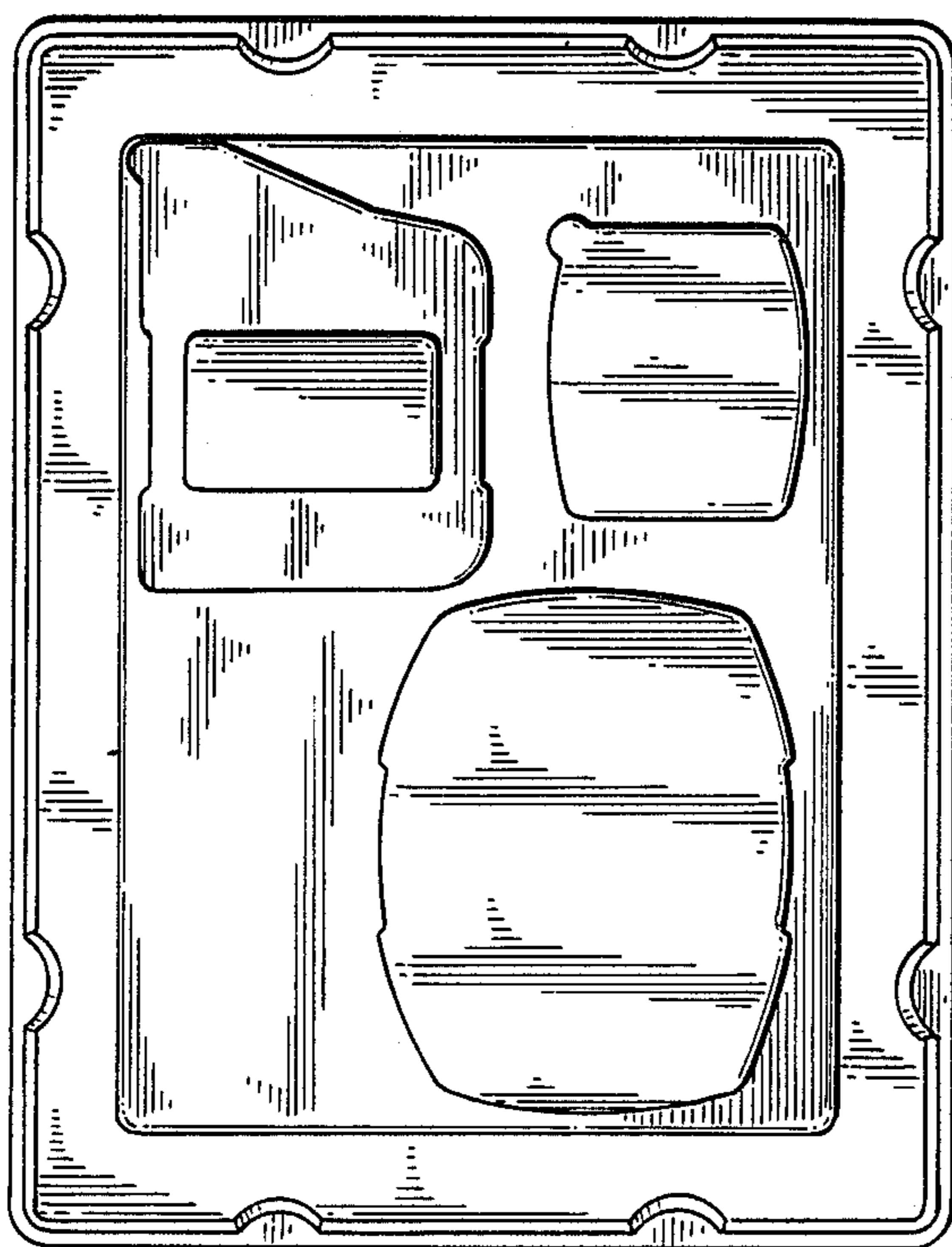


Fig. 5




Fig. 6