

[54] PLATE OR SIMILAR ARTICLE

[75] Inventor: Steve A. Unger, Manilus, N.Y.

[73] Assignee: Syracuse China Corporation,  
Syracuse, N.Y.

[\*\*] Term: 14 Years

[21] Appl. No.: 565,007

[22] Filed: Dec. 23, 1983

[52] U.S. Cl. .... D7/21; D7/1;  
D7/23

[58] Field of Search ..... D7/20, 21, 1, 23, 24-36

[56] **References Cited**

**U.S. PATENT DOCUMENTS**

D. 107,064 11/1937 Broomhall ..... D7/33

D. 149,721 5/1948 Zeisel ..... D7/1

D. 225,430 12/1972 Gulotta ..... D7/23

D. 244,245 5/1977 Jensen ..... D7/1

D. 244,247 5/1977 Jensen ..... D7/1

D. 265,707 8/1982 Pickard ..... D7/23

*Primary Examiner*—Winifred E. Herrmann  
*Attorney, Agent, or Firm*—Cushman, Darby & Cushman

[57] **CLAIM**

The ornamental design for a plate or similar article, as shown and described.

**DESCRIPTION**

FIG. 1 is a top plan view of a plate or similar article showing my new design;

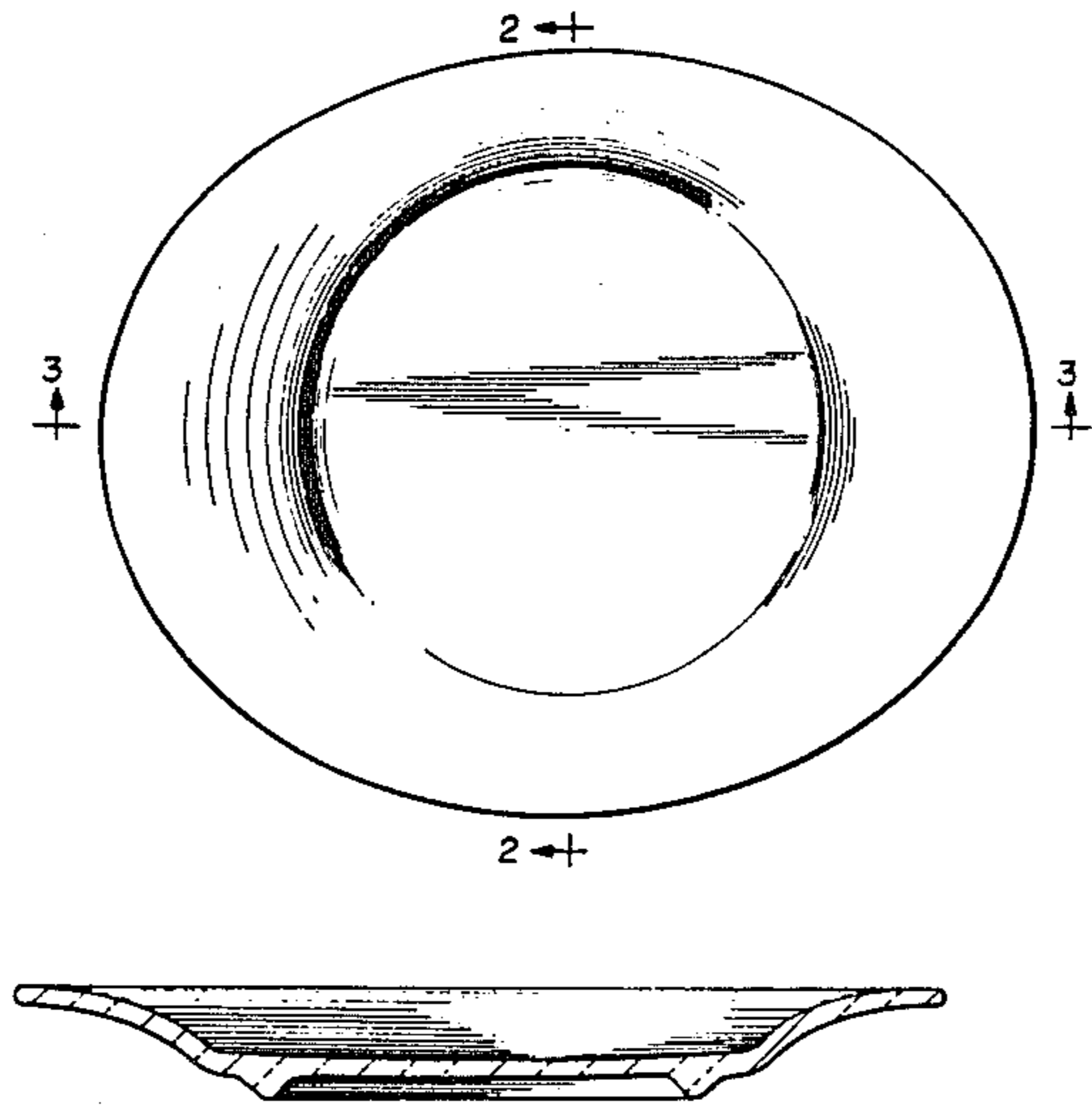
FIG. 2 is a cross-sectional view taken along lines 2—2 of FIG. 1;

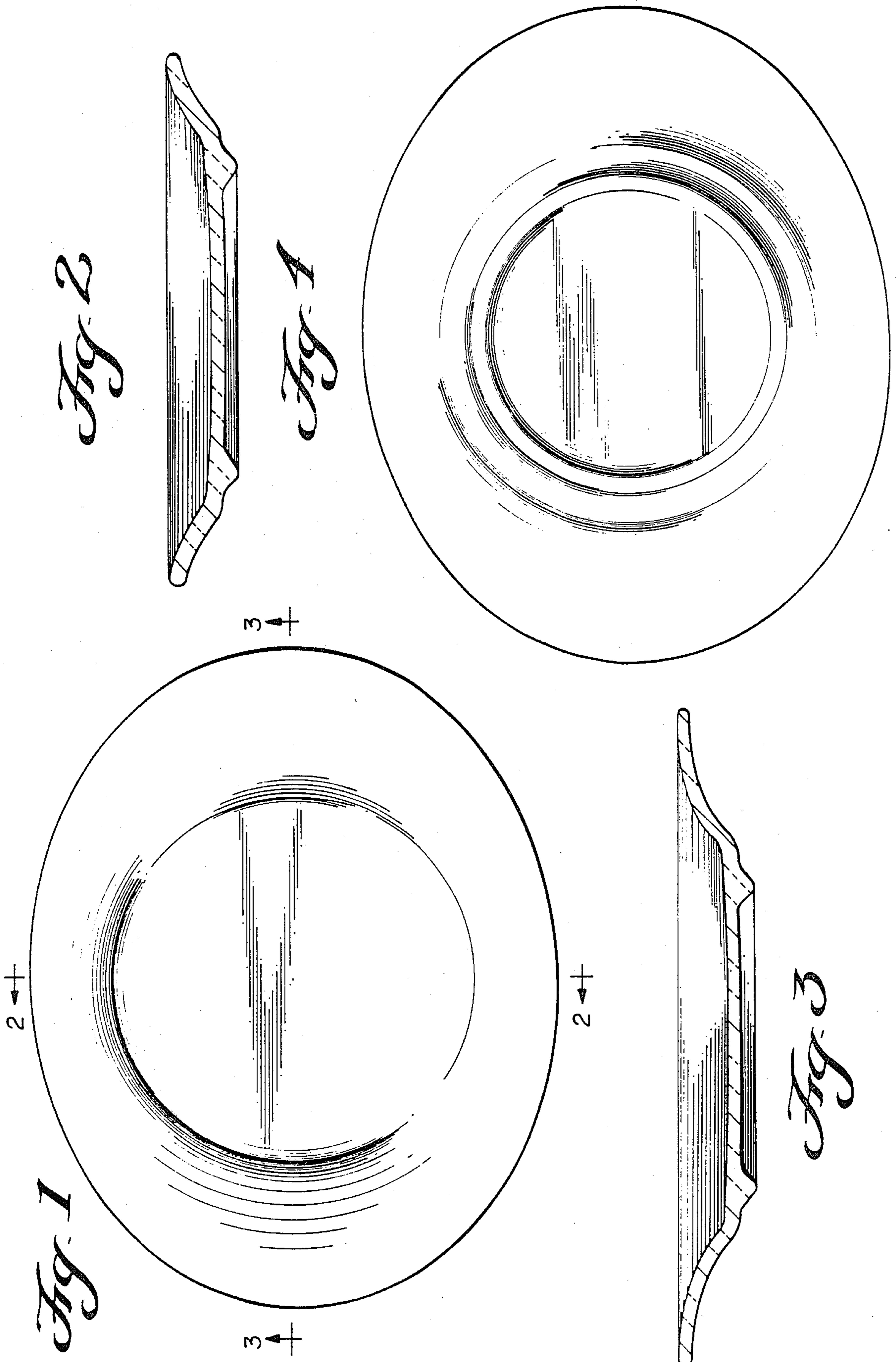
FIG. 3 is a cross-sectional view taken along lines 3—3 of FIG. 1;

FIG. 4 is a bottom plan view thereof;



FIG. 5 is an end elevational view thereof; and

FIG. 6 is a side elevational view thereof.





*Fig. 5*



*Fig. 6*