

[54] STRIP OF INTERCONNECTED BIBS

[56] References Cited

[75] Inventors: Thomas P. Wilson, 4063 Deervale Dr., Sherman Oaks, Calif. 91403; Wendy Swanlund, Los Angeles, Calif.; Nancy Groue, New Orleans, La.

U.S. PATENT DOCUMENTS

D. 179,164	11/1956	Starnes	.....	D21/159
D. 298,666	11/1988	Bussel	.....	D21/159
3,299,440	1/1967	Grable	.....	2/49 R
4,423,523	1/1984	Bodner et al.	.....	2/49 R

[73] Assignee: Thomas P. Wilson, Beverly Hills, Calif.

Primary Examiner—B. J. Bullock  
Assistant Examiner—Celia A. Murphy  
Attorney, Agent, or Firm—Poms, Smith, Lande & Rose

[\*\*] Term: 14 Years

[57] CLAIM

The ornamental design for a strip of interconnected bibs, as shown and described.

[21] Appl. No.: 915,037

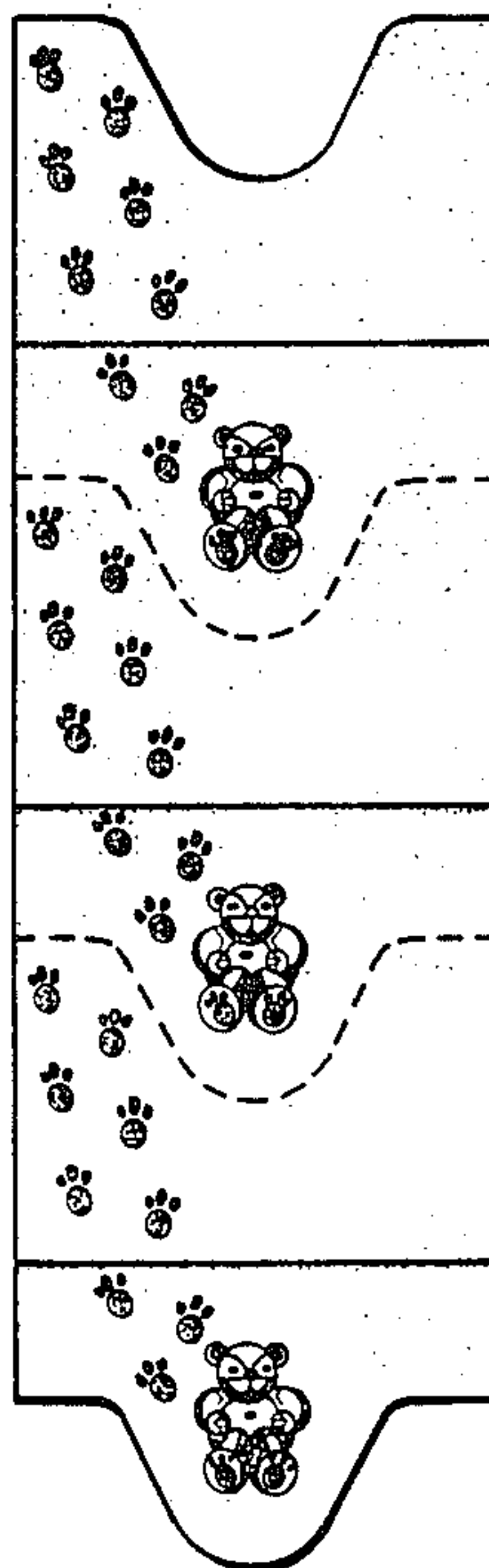
DESCRIPTION

[22] Filed: Oct. 3, 1986


[52] U.S. Cl. .... D2/227; D2/226; D21/159

[58] Field of Search ..... D2/79, 226, 227, 228, D2/229; D20/22, 27, 28, 40; D21/159; D24/49; D29/7, 8; 2/48, 49 R, 50, 51, 52, 55, 57, 247; 40/299, 316, 634; 433/137; 604/358


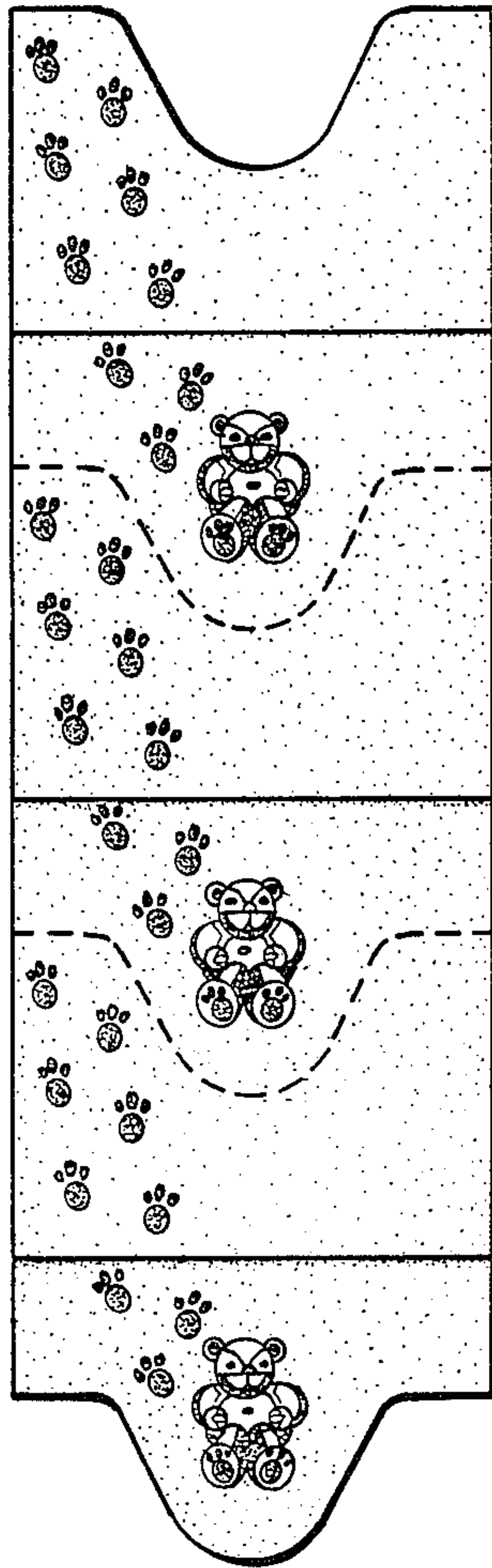
FIG. 1 is a top plan view of a strip of interconnected bibs showing our new design; FIG. 2 is a front elevational view thereof; FIG. 3 is a bottom plan view thereof; FIG. 4 is a rear elevational view thereof; and FIG. 5 is a left side elevational view thereof, the right side being a mirror image.



*Fig. 1.*

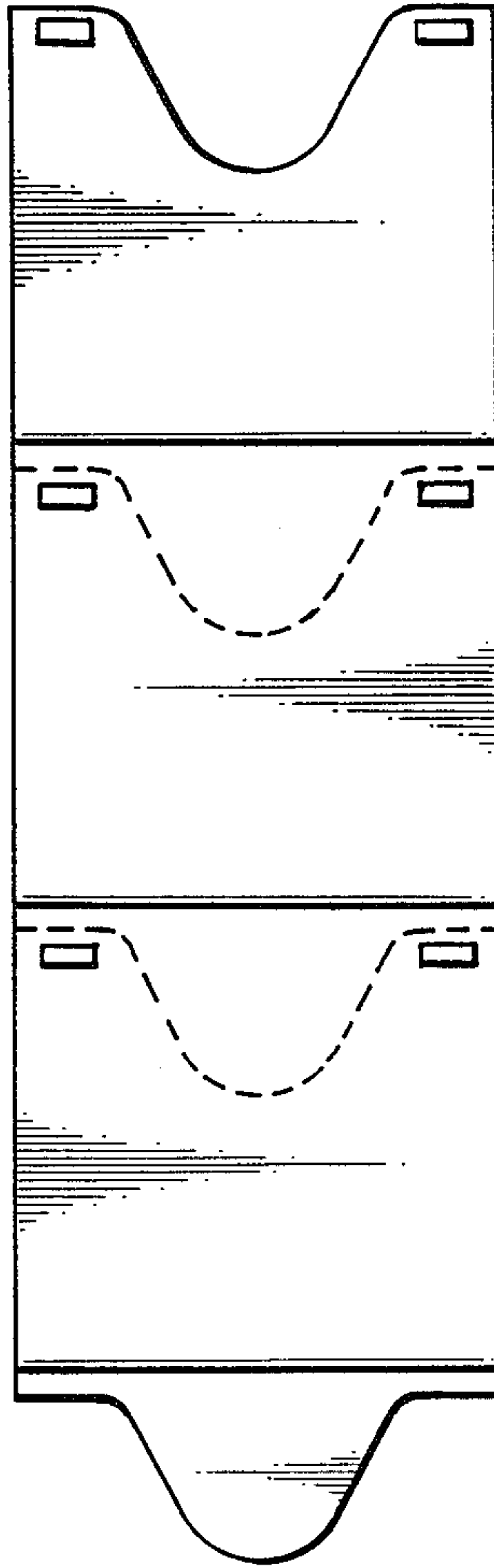


*Fig. 2.*



*Fig. 3.*

*Fig. 4.*



*Fig. 5.*

