

[54] VACUUM CLEANER

[75] Inventors: Gordon W. Goodrich, Grand Rapids, Mich.; Roy Chung, North Point, Hong Kong

[73] Assignee: Bissell Inc., Grand Rapids, Mich.

[\*\*] Term: 14 Years

[21] Appl. No.: 847,877

[22] Filed: Apr. 3, 1986

[52] U.S. Cl. .... D32/21

[58] Field of Search ..... D32/18, 21-22, D32/31-34; 15/323-325, 329, 335, 338, 344, 350-351, 361

[56] References Cited

U.S. PATENT DOCUMENTS

D. 201,666	7/1965	Trombley .....	D32/22
D. 274,381	6/1984	Chiu .....	D32/18
D. 274,382	6/1984	Cousins et al. ....	D32/18
D. 277,706	2/1985	Wareham .....	D32/18
D. 279,513	7/1985	Rinaldi et al. ....	D32/18
D. 280,033	8/1985	Miyamoto et al. ....	D32/22
D. 280,142	8/1985	Pudwill .....	D32/18
D. 280,452	9/1985	Arita .....	D32/18
D. 280,453	9/1985	Tsuji .....	D32/18
D. 290,895	7/1987	Thomas et al. ....	D32/22
D. 292,636	11/1987	Goodrich et al. ....	D32/22
3,189,933	6/1965	Smith .....	15/344
4,011,624	3/1977	Proett .....	15/344
4,204,298	5/1980	Handa et al. ....	15/344
4,302,225	11/1981	Eckart et al. ....	55/234
4,536,914	8/1985	Levine .....	15/344
4,542,557	9/1985	Levine .....	15/344

OTHER PUBLICATIONS

Conair Aqua Sweep, Model HV2, brochure. International Consumer Brands Price List (effective Nov. 1, 1985).

Regina Cordless ElektrikBroom, Model RBO20-06-A-O brochure; ©1985).

The Eureka Quick Up, Model 90, brochure.

Moulinex Hamilton Beach Scovill, brochure.

Primary Examiner—Bruce W. Dunkins

Assistant Examiner—Ruth Takemoto

Attorney, Agent, or Firm—Price, Heneveld, Cooper, DeWitt & Litton

[57] CLAIM

The ornamental design for a vacuum cleaner, as shown and described.

DESCRIPTION

FIG. 1 is a perspective view of a vacuum cleaner showing our new design;

FIG. 2 is a partial side elevational view thereof;

FIG. 3 is a front elevational view thereof;

FIG. 4 is a partial top plan view thereof;

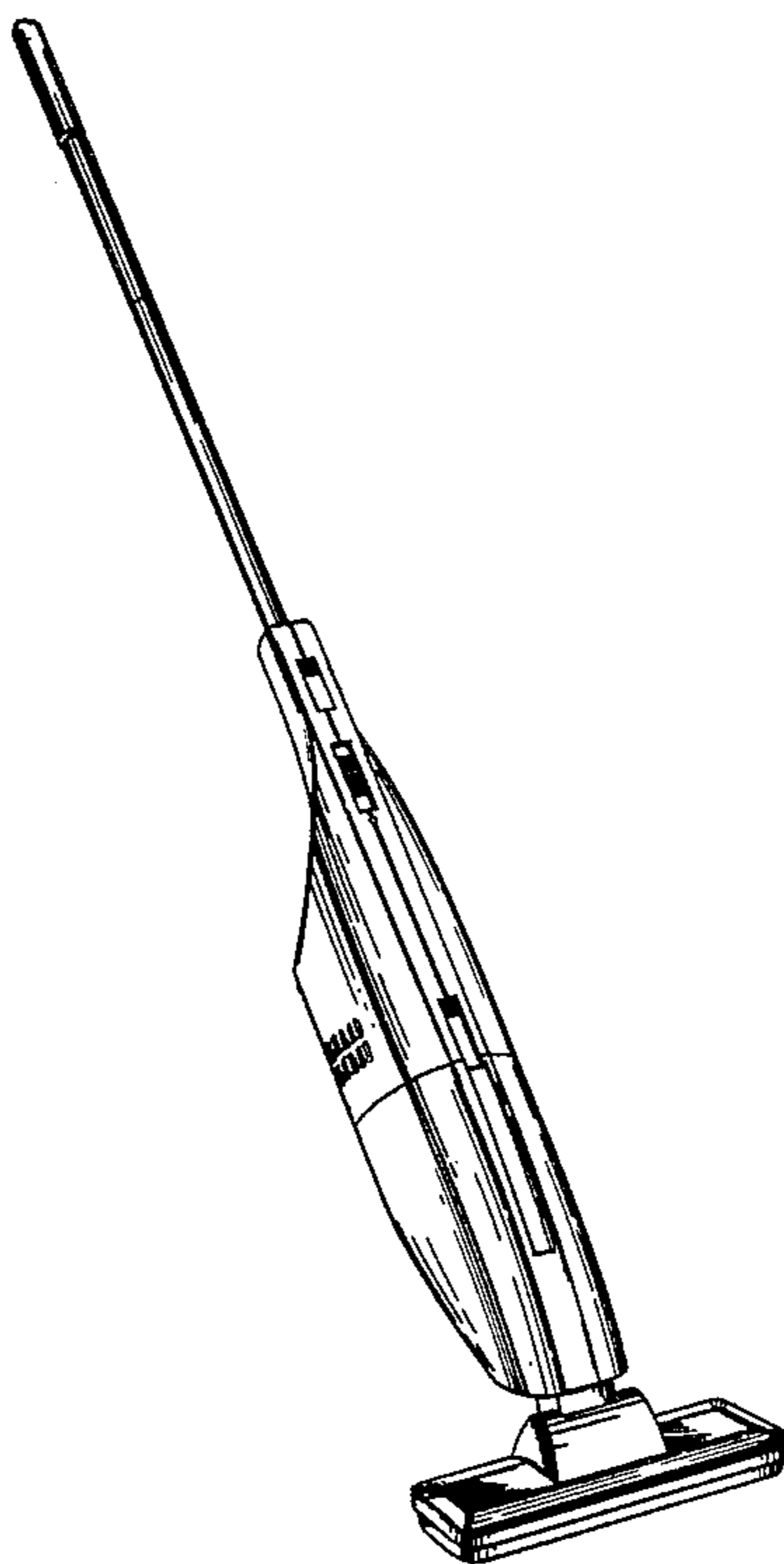
FIG. 5 is a bottom plan view thereof;

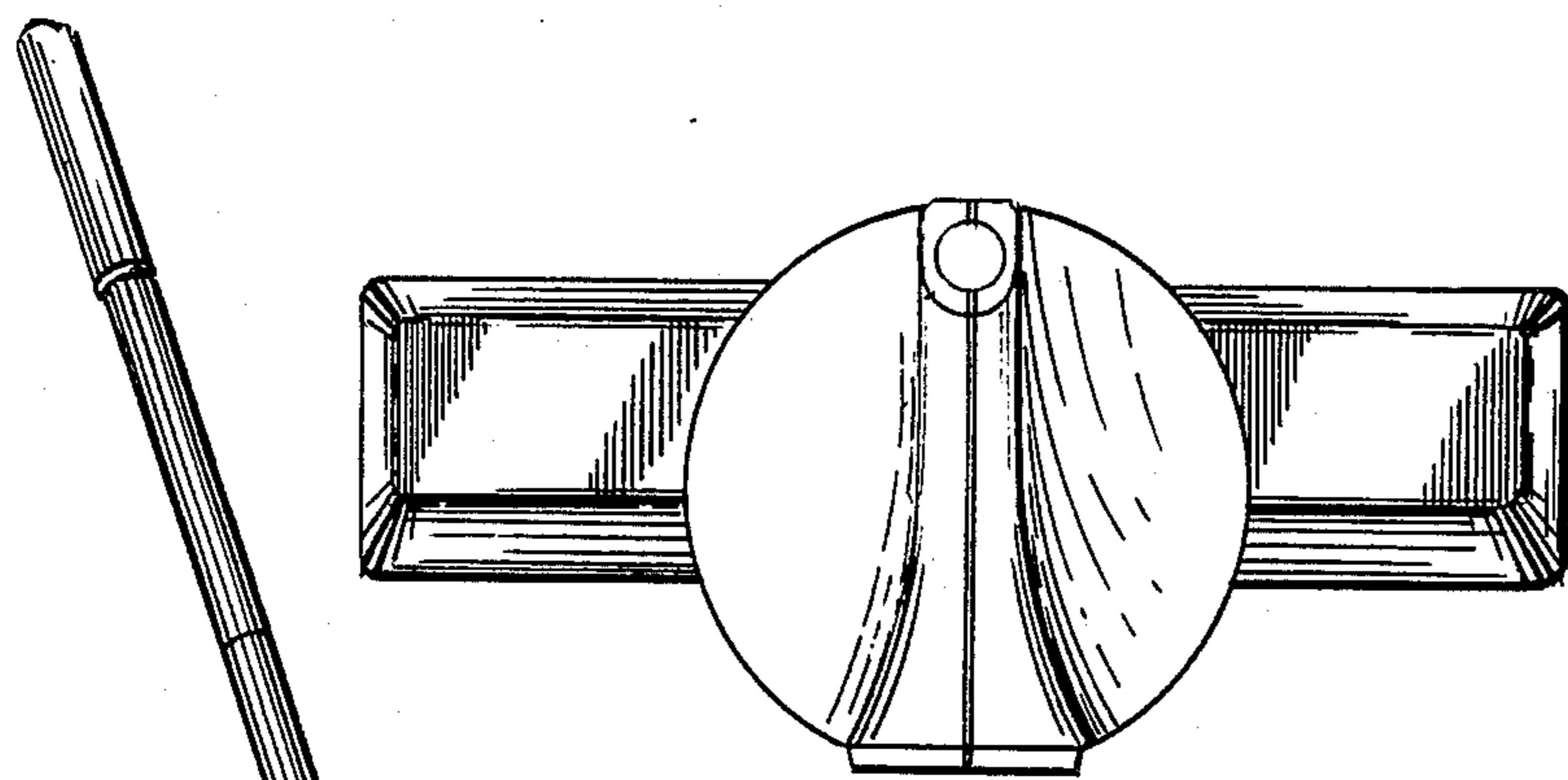
FIG. 6 is a rear elevational view thereof; and

FIG. 7 is a partial perspective view thereof, with the handle and nozzle removed.

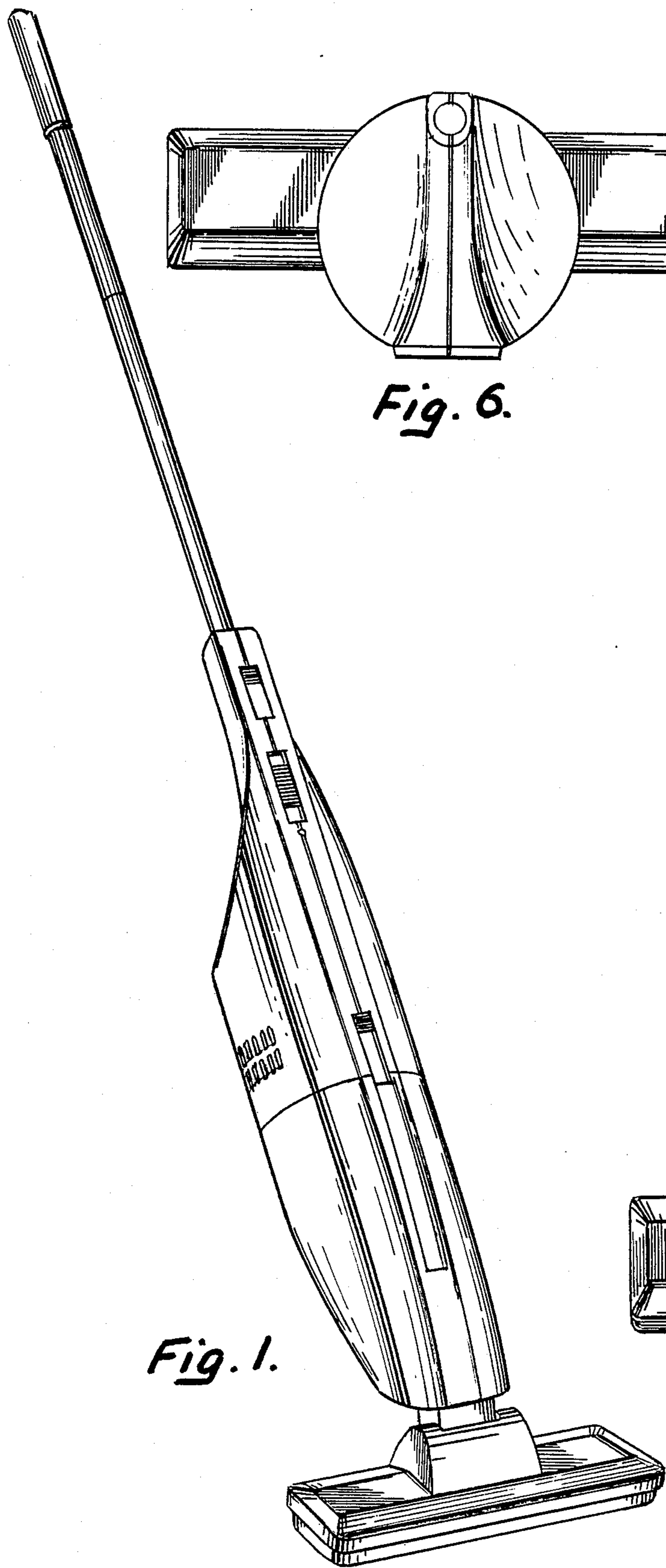
FIG. 8 is a front elevational view of the vacuum cleaner in its alternative operative mode, taken generally along plane VIII—VIII of FIG. 7.

The handle is shown broken away in FIGS. 3 and 5 for ease of illustration.

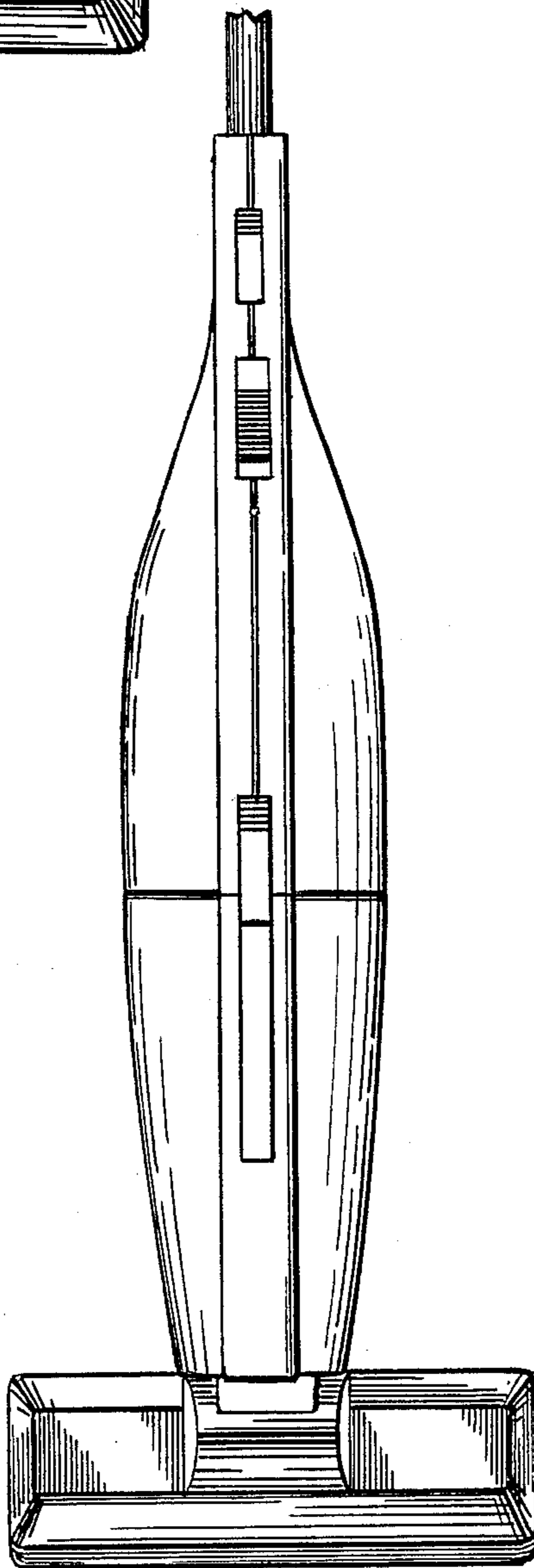





*Fig. 6.*



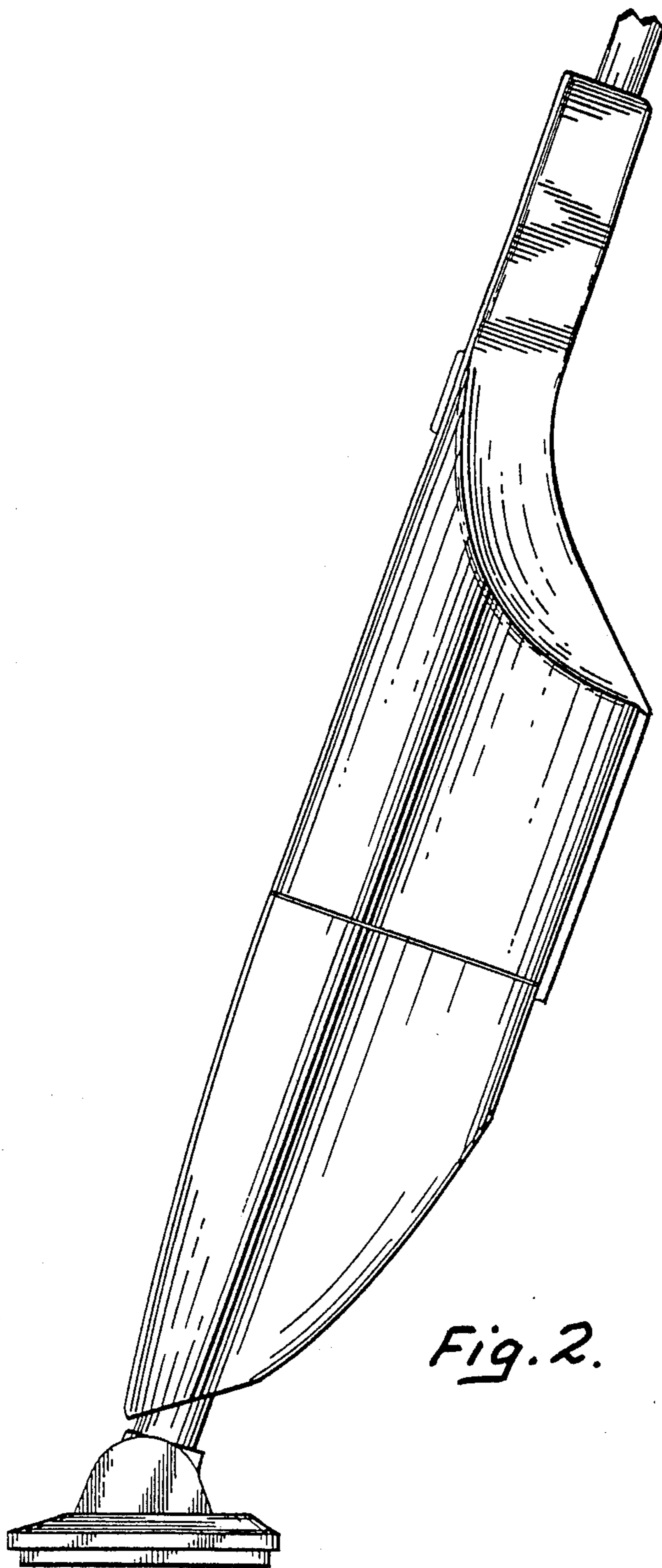
*Fig. 1.*



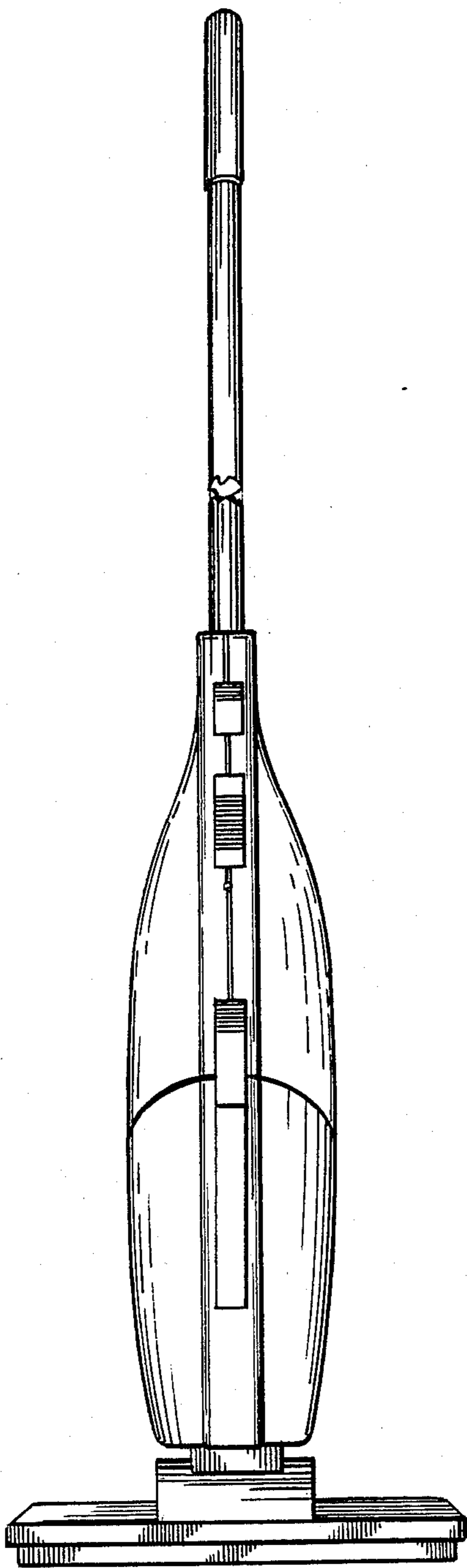
*Fig. 4.*



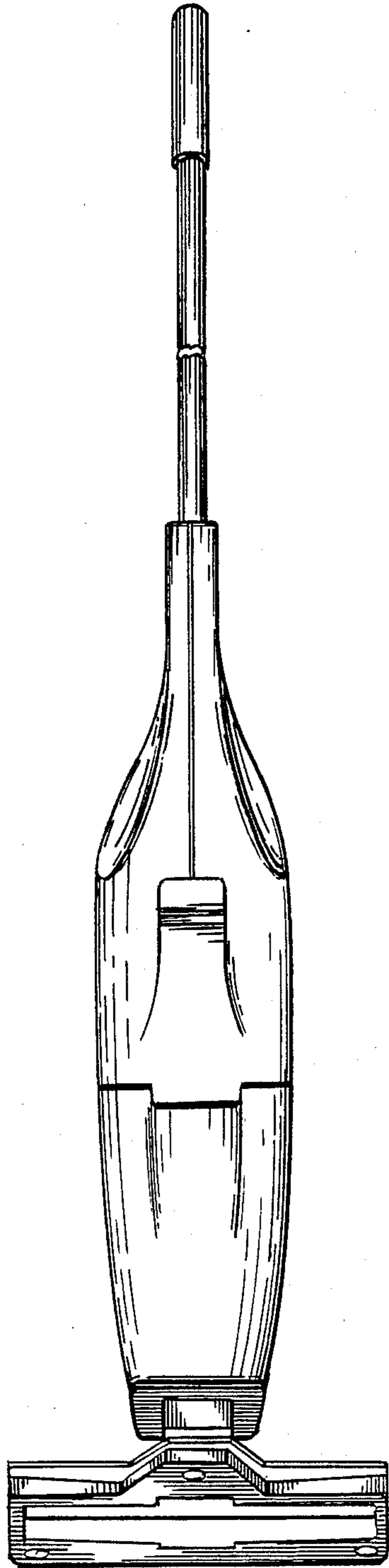
*Fig. 7.*



*Fig. 2.*



*Fig. 3.*



*Fig. 5.*