

[54] FRONT PANEL FOR A ROOM AIR
CONDITIONER

[75] Inventor: Walter W. Hoyle, Fayetteville, N.Y.

[73] Assignee: Carrier Corporation, Syracuse, N.Y.

[**] Term: 14 Years

[21] Appl. No.: 112,340

[22] Filed: Oct. 26, 1987

[52] U.S. Cl. D23/354

[58] Field of Search D23/333, 351, 353, 354;
62/262, 263; 98/94.2; 165/55; 312/213, 236

[56] References Cited

U.S. PATENT DOCUMENTS

D. 263,495	3/1982	Hoyle	D23/354
D. 286,564	11/1986	Sugino	D23/353
3,592,123	7/1971	Henken et al.	62/262
3,640,087	2/1972	Harrison et al.	62/262
4,505,129	3/1985	Yamane et al.	62/262

OTHER PUBLICATIONS

Washington Post, 7/1/71, p. E1, Whirlpool 6,000 BTU 2 Speed Air Conditioner, top left side of page.
Emerson Quiet Kool Corp., Air Conditioners & Dehumidifiers 1986 catalogue, p. 4, Compact Custom Room Air Conditioner-Model 6LJ7E, middle left side of page.
Hunter Fan Co., Room Air Conditioner & Heater catalogue, ©1987, p. 2, Hunter Room Air Conditioner Model 31075, bottom right side of page.

Primary Examiner—James M. Gandy
Assistant Examiner—Lisa Lichtenstein
Attorney, Agent, or Firm—Dana F. Bigelow

[57] CLAIM

The ornamental design for a front panel for a room air conditioner, as shown.

DESCRIPTION

FIG. 1 is a front elevational view of a front panel for a room air conditioner, showing my new design;
FIG. 2 is a bottom plan view thereof;
FIG. 3 is a top plan view thereof;
FIG. 4 is a right side elevational view thereof; and
FIG. 5 is a left side elevational view thereof.






FIG. 3




FIG. 1




FIG. 2




FIG. 4




FIG. 5