

[54] **FRONT PANEL FOR A ROOM AIR  
CONDITIONER**

[75] **Inventor: Walter W. Hoyle, Fayetteville, N.Y.**

[73] **Assignee: Carrier Corporation, Syracuse, N.Y.**

[\*\*] **Term: 14 Years**

[21] **Appl. No.: 112,339**

[22] **Filed: Oct. 26, 1987**

[52] **U.S. Cl. .... D23/354**

[58] **Field of Search ..... D23/333, 351, 353, 354;  
62/262, 263; 98/94.2; 165/55; 312/213, 236**

[56] **References Cited**

**U.S. PATENT DOCUMENTS**

D. 293,712 1/1988 Whitwell et al. .... D23/354  
4,586,349 5/1986 Ohishi ..... 98/94.2  
4,607,500 8/1986 Bolton et al. .... 62/262

**OTHER PUBLICATIONS**

Hunter Fan Company, Room Air Conditioning &  
Room Heater catalogue, ©1987, p. 3, Hunter Room

Air Conditioners—Model 31125 and Model 31180, left  
middle and left bottom sides of page.

Emerson Quiet Kool Corp., Air Conditioners & Dehu-  
midifiers 1986 catalogue, Compact Custom Room Air  
Conditioner Model 6LJ7E, p. 4, middle left side of  
page.

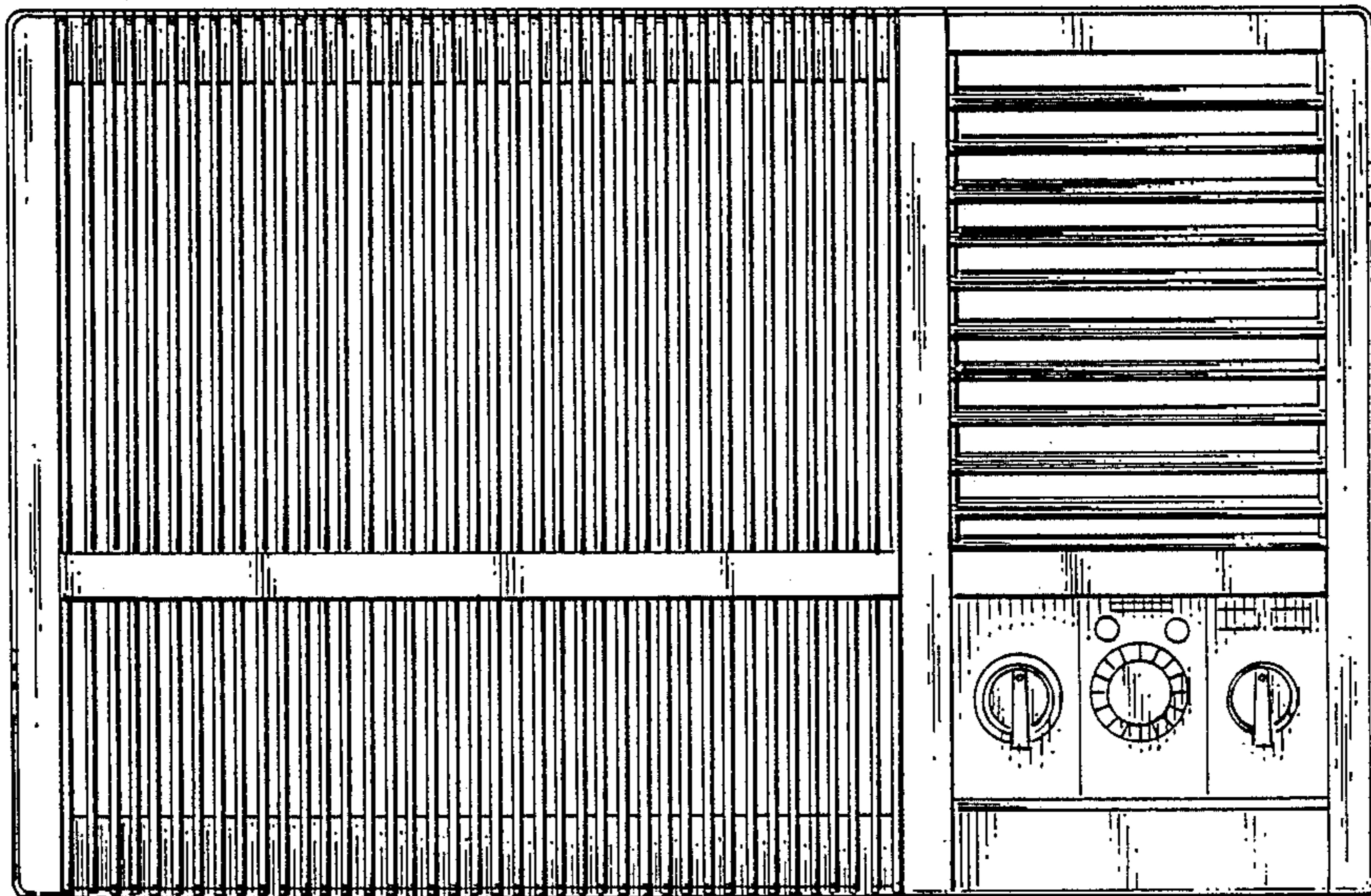
*Primary Examiner*—James M. Gandy  
*Assistant Examiner*—Lisa Lichtenstein  
*Attorney, Agent, or Firm*—Dana F. Bigelow

[57] **CLAIM**

The ornamental design for a front panel for a room air  
conditioner, as shown.

**DESCRIPTION**

FIG. 1 is a front elevational view of a front panel for a  
room air conditioner, showing my new design;  
FIG. 2 is a bottom plan view thereof;  
FIG. 3 is a top plan view thereof;  
FIG. 4 is a right side elevational view thereof; and  
FIG. 5 is a left side elevational view thereof.



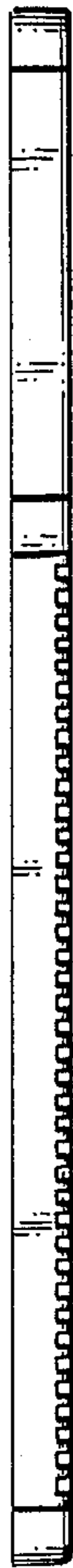


FIG. 3




FIG. 4

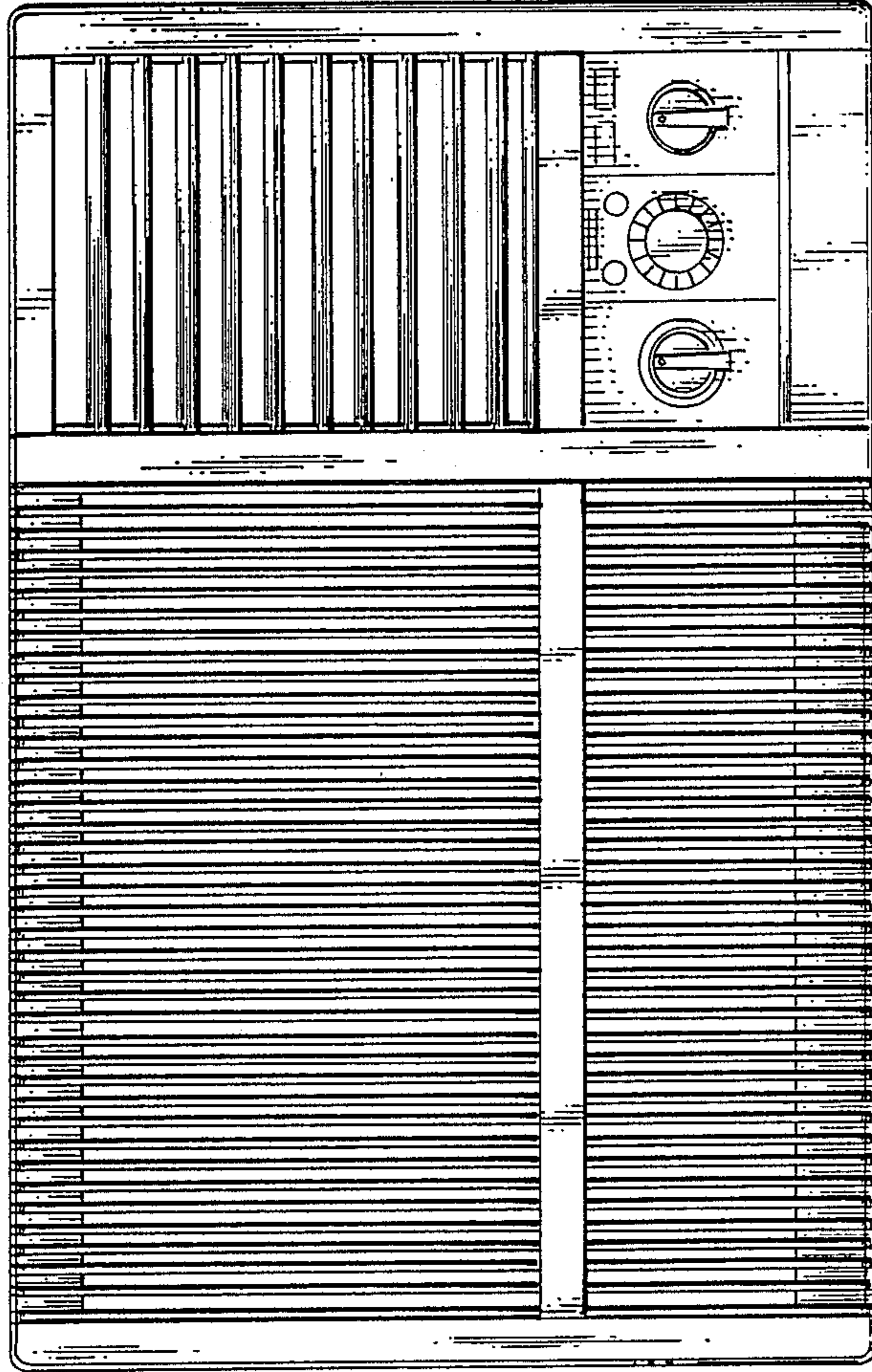


FIG. 1



FIG. 2




FIG. 5