

[54] PEN STAND BASE

[75] Inventor: Mel Evenson, San Pedro, Calif.

[73] Assignee: Eldon Industries, Inc., Inglewood, Calif.

[\*\*] Term: 14 Years

[21] Appl. No.: 299,248

[22] Filed: Jan. 19, 1989

D. 263,155 2/1982 Macowski ..... D19/99  
D. 273,876 5/1984 Evenson ..... D19/75  
D. 295,922 5/1988 Lothe ..... D19/85

Primary Examiner—Bruce W. Dunkins  
Assistant Examiner—Martha Thompson  
Attorney, Agent, or Firm—Edward D. O'Brian

[57] CLAIM

The ornamental design for a pen stand base, as shown and described.

DESCRIPTION

FIG. 1 is a top plan view of a pen stand base showing my new design;  
FIG. 2 is a front elevational view, the opposite side being a mirror image thereof;  
FIG. 3 is a bottom plan view; and  
FIG. 4 is a side elevational view, the opposite side being a mirror image thereof.  
The rear elevational view of the pen stand base shown in FIGS. 1 to 4 is identical to the front elevational view thereof. The side elevational view of the pen stand base which is not illustrated is identical to the side elevational view which is illustrated.

Related U.S. Application Data

[62] Division of Ser. No. 741,455, Jun. 5, 1985.

[52] U.S. Cl. .... D19/85; D19/84; D19/81

[58] Field of Search ..... D19/65, 75, 77, 81, D19/82, 83, 84, 85, 99; 206/214; 211/69.1, 69.5

[56] References Cited

U.S. PATENT DOCUMENTS

D. 133,302 8/1942 Harrison ..... D19/77 X  
D. 183,829 11/1958 Domau ..... D19/85 X  
D. 263,154 2/1982 Laughlin ..... D19/84

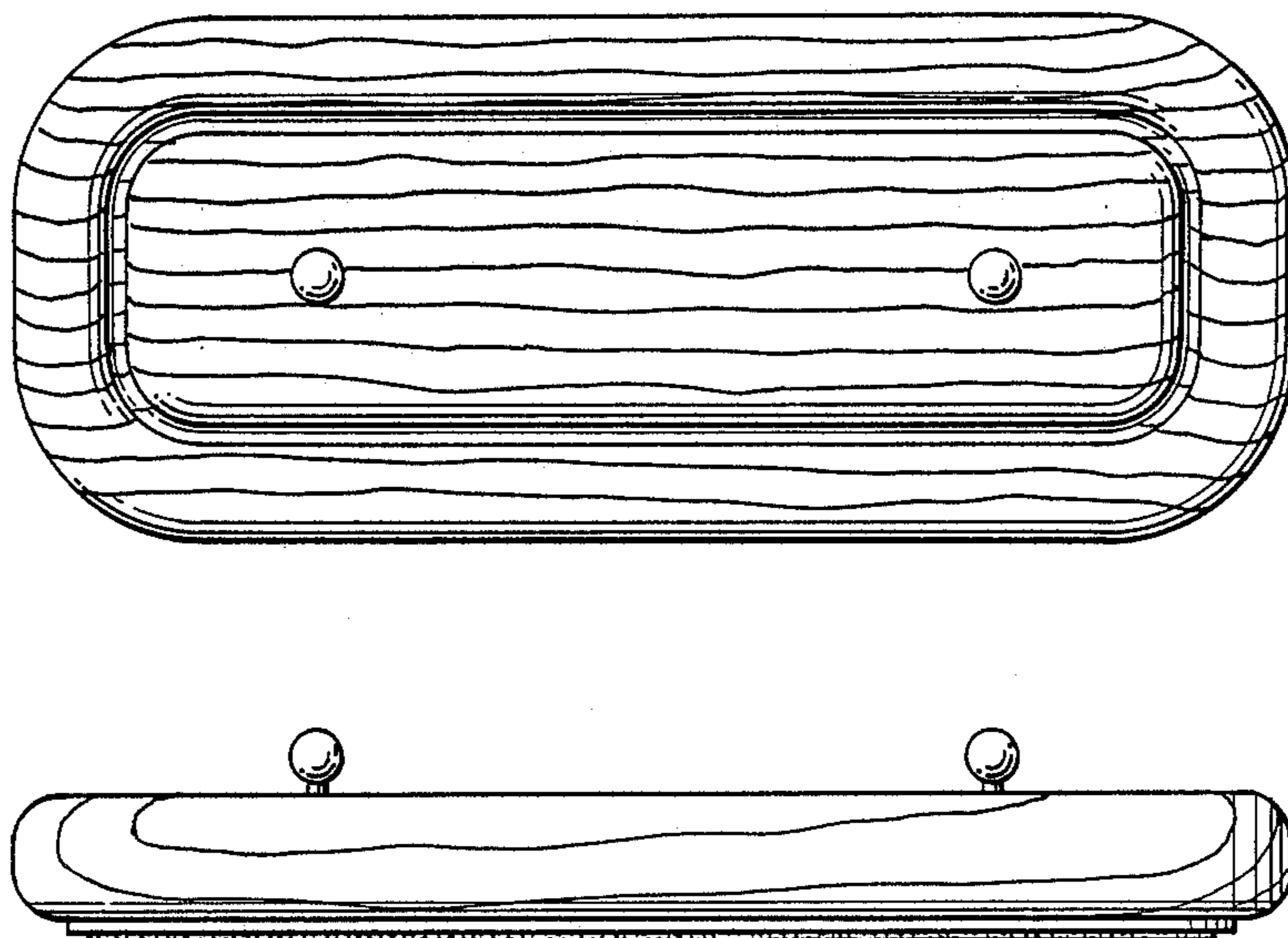


FIG. 1




FIG. 2




FIG. 3

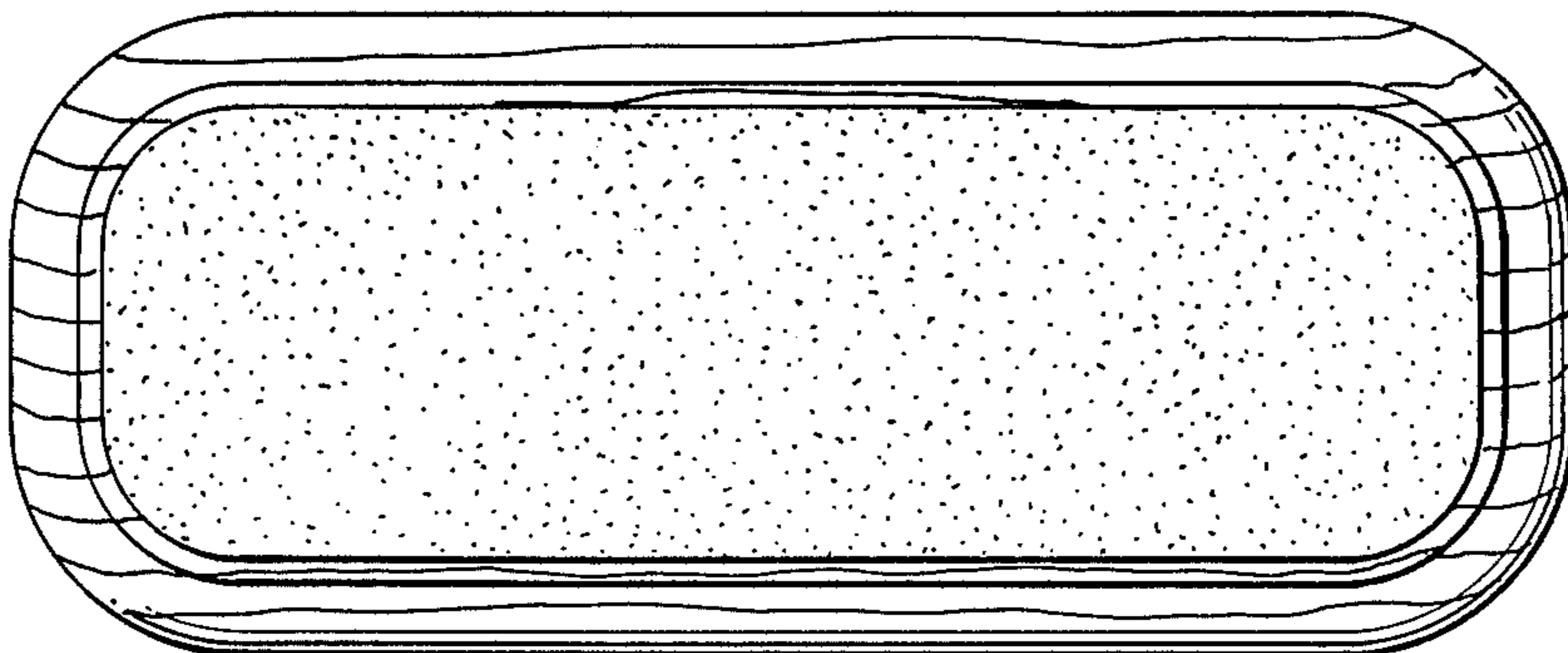


FIG. 4

