

United States Patent [19]

Cox

[11] Patent Number: Des. 303,118

[45] Date of Patent: ** Aug. 29, 1989

[54] HOLE SAW

4,500,234 2/1985 Orth et al. 408/204

[75] Inventor: Larry E. Cox, Sherwood, Oreg.

Primary Examiner—Wallace R. Burke

Assistant Examiner—Ruth Takemoto

[73] Assignee: Credo Tool Company, Louisville, Ky.

Attorney, Agent, or Firm—James R. Higgins, Jr.

[**] Term: 14 Years

[57] CLAIM

[21] Appl. No.: 835,326

The ornamental design for a hole saw, as shown and described.

[22] Filed: Feb. 24, 1986

DESCRIPTION

[52] U.S. Cl. D15/139

[58] Field of Search D15/138-139,
D15/28; D8/70, 98; 408/204-206, 212-213;
125/20

FIG. 1 is a top perspective view of a hole saw showing my new design;

FIG. 2 is a side elevational view thereof, the drill bit attachment is shown in broken lines for illustrative purposes only and forms no part of the claimed design;

FIG. 3 is a top plan view thereof;

FIG. 4 is a left side elevational view thereof;

FIG. 5 is a right side elevational view thereof;

FIG. 6 is a bottom plan view thereof; and

FIG. 7 is a side elevational view of the opposite side of FIG. 2.

[56] References Cited

U.S. PATENT DOCUMENTS

D. 282,369	1/1986	de Villiers	D15/139
1,072,221	9/1913	Gaudion	408/204
2,599,770	6/1952	Marcerou	408/206
3,610,768	10/1971	Cochran	125/20

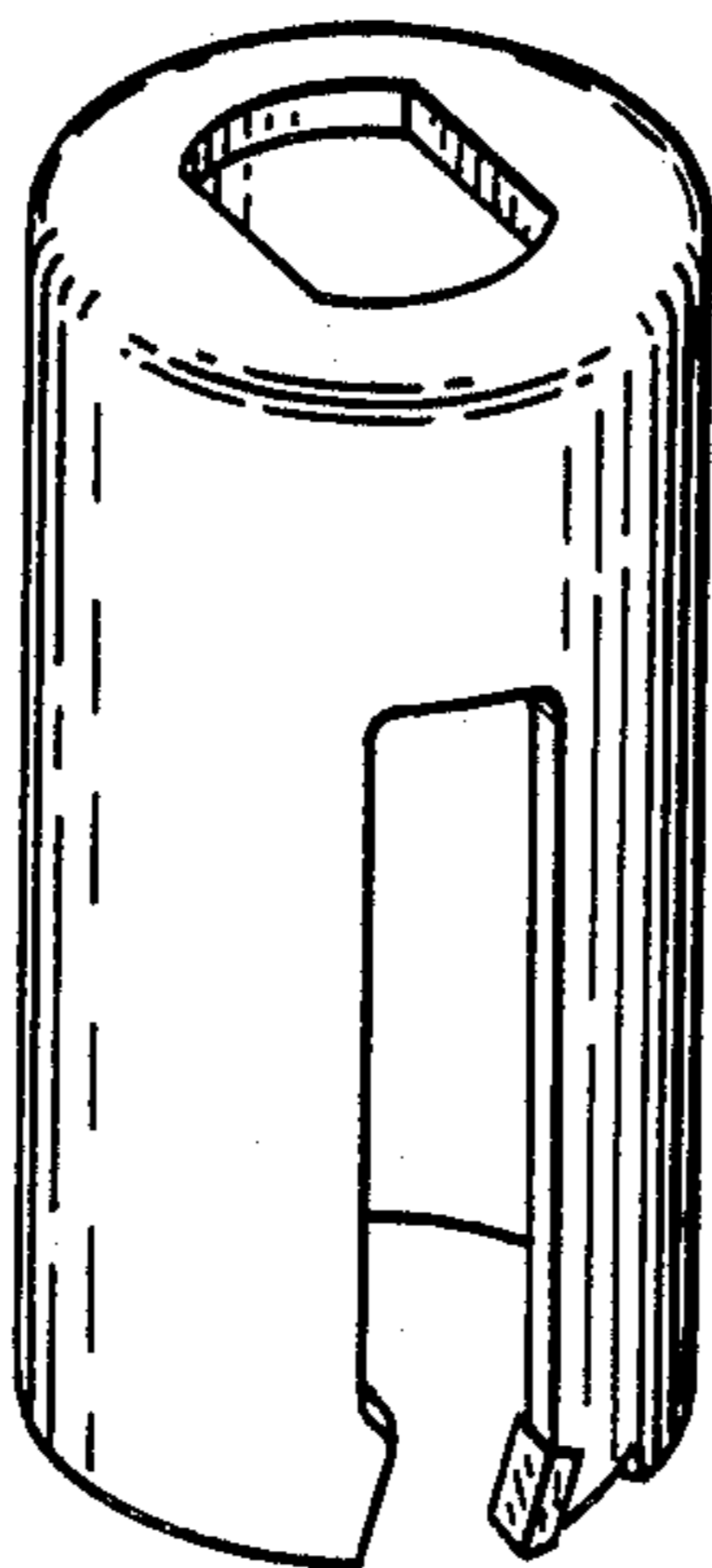


FIG. 1

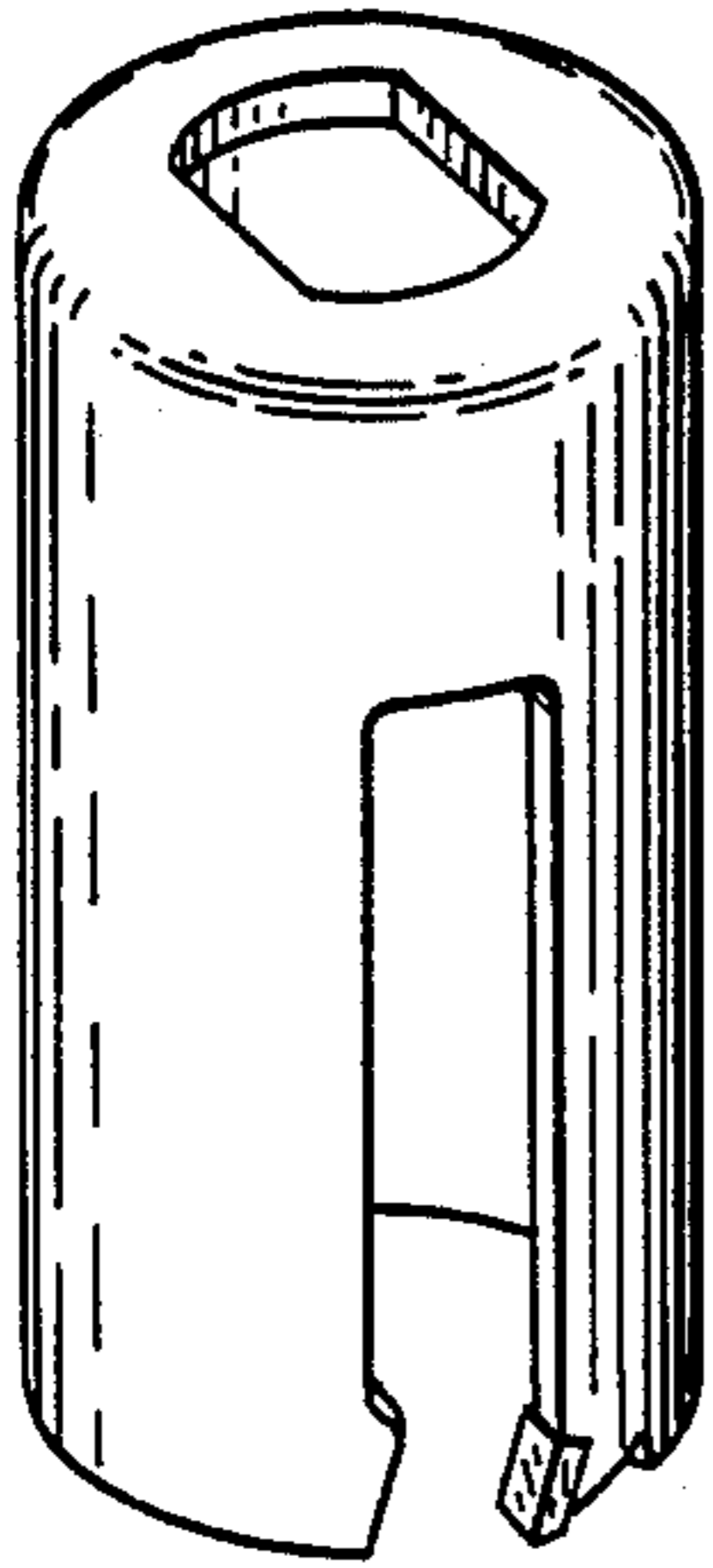


FIG. 7




FIG. 3

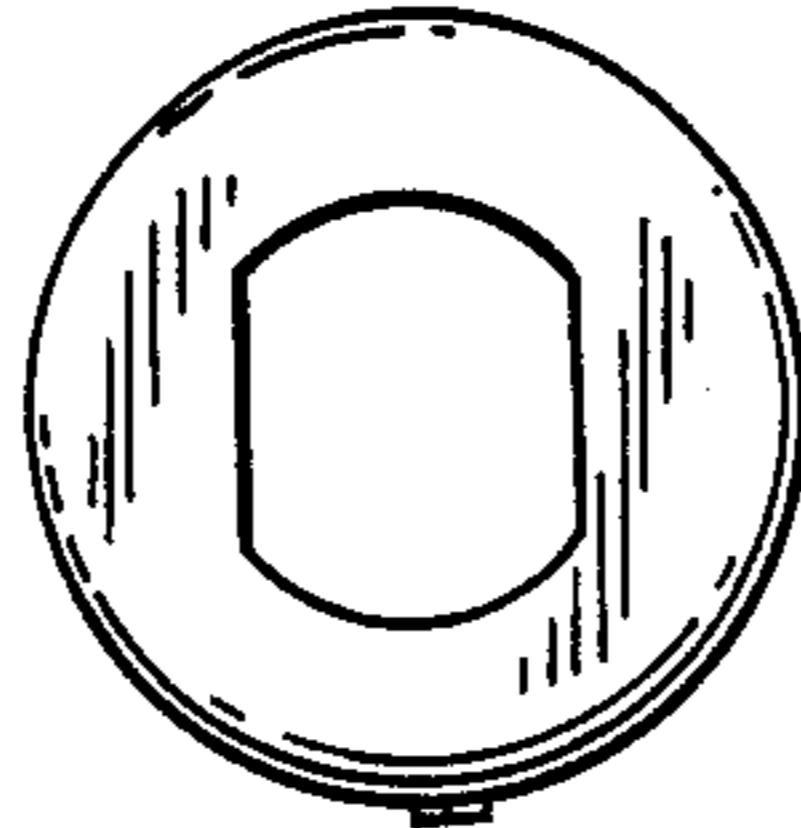


FIG. 2

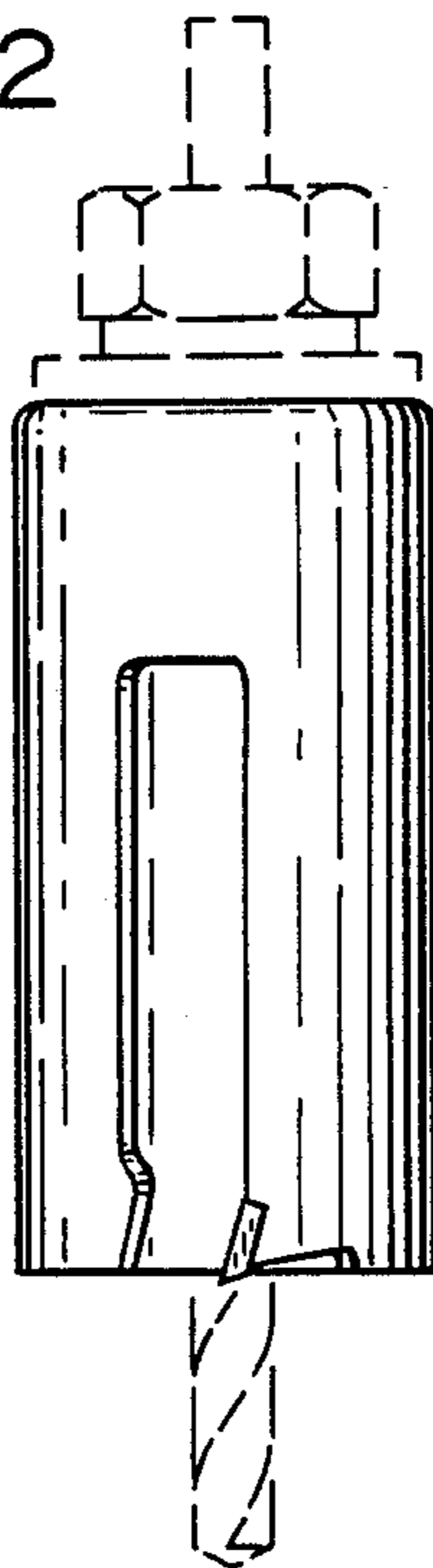


FIG. 4




FIG. 5




FIG. 6

