

[54] TELEPHONE SET
[75] Inventors: David C. Danielson, New Canaan, Conn.; Norman K. Hart, Greenfield, Ind.; Lynnet Koh, Springfield, N.J.; John N. McGarvey, Drexel Hill, Pa.; Eugene A. Mills, Coatesville, Ind.; Stanley E. Seretny, Indianapolis Ind.

D. 289,897 5/1987 Felix et al. D14/149
D. 290,461 6/1987 Mitchell D14/151
D. 291,308 8/1987 Preussuer et al. D14/151
D. 293,321 12/1987 Kowalik et al. D14/149
D. 293,440 12/1987 Britz D14/151
D. 293,441 12/1987 Kowalik et al. D14/149
D. 297,325 8/1988 Engstrom et al. D14/149
3,941,951 3/1976 Engstrom et al. 379/436

[73] Assignee: American Telephone and Telegraph Company, AT&T Information Systems, Morristown, N.J.

OTHER PUBLICATIONS

[**] Term: 14 Years

B. A. Pargh, Co., Inc.: 1985/86, Fall Winter Catalog: ©1985; at p. 332, "Comdial" Regent™ Phone, #CT3645ALAMT.

[21] Appl. No.: 174,483

Sears Wish Book 1985: at page 623: AT&T, "Touch-A-Matic"™ 1600; Uniden XE 40, 3E34804.

[22] Filed: Mar. 28, 1988

B. A. Pargh, Co., Inc.; 1987 Spring Summer Catalog: #1987; "Code-A-Phone", p. 270, Models 3100EFK, & 3200EFK.

[52] U.S. Cl. D14/142; D14/149; D14/151

Radio Shack 1986 Catalog; #1985; at p. 74; Radio Shack Model ET-191.

[58] Field of Search D14/60, 57, 142, 141; 379/419, 420, 428, 432, 434, 435, 436, 440

Application Ser. No. 07/014491 filed Feb. 13, 1987.

[56] References Cited

Primary Examiner—Horace B. Fay, Jr.

Attorney, Agent, or Firm—Michael A. Morra

U.S. PATENT DOCUMENTS

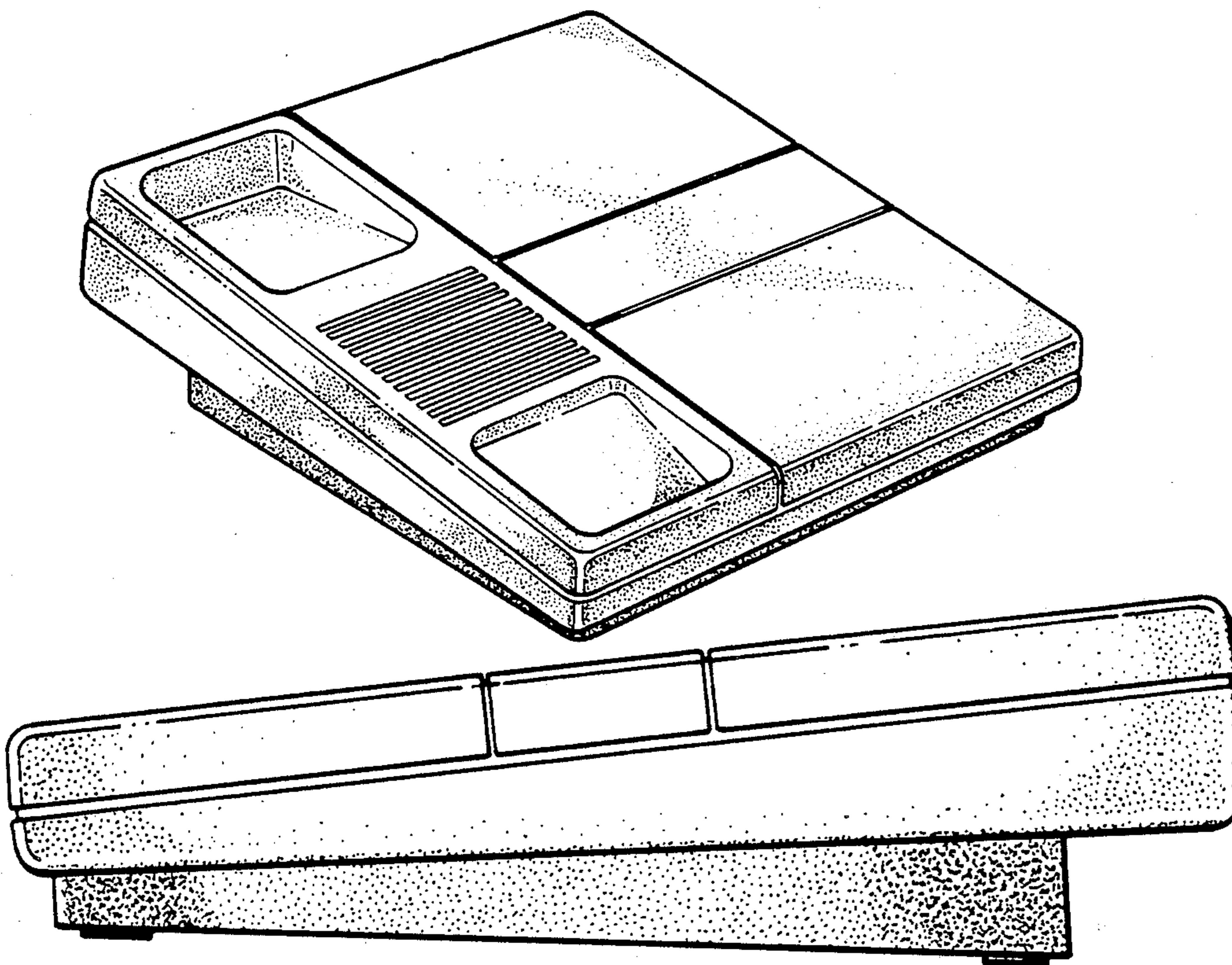
D. 247,813 5/1978 Genaro et al. D14/149
D. 252,569 8/1979 Genaro et al. D14/149
D. 271,691 12/1983 Bhad et al. D14/149
D. 271,972 12/1983 Genaro et al. D14/149
D. 279,895 7/1985 Menei D14/53
D. 283,617 4/1986 Janda et al. D14/142
D. 283,814 5/1986 Genaro et al. D14/60
D. 284,188 6/1986 Kondo et al. D14/151
D. 286,042 10/1986 Fukutani D14/151
D. 286,285 10/1986 Danielson et al. D14/60
D. 287,489 12/1986 Sekiguchi et al. D14/151
D. 287,494 12/1986 Danielson et al. D14/60
D. 288,563 3/1987 Story et al. D14/142
D. 288,810 3/1987 Ando D14/151
D. 289,644 5/1987 Aldrich et al. D14/142

[57] CLAIM

The ornamental design for a telephone set, as shown and described.

DESCRIPTION

FIG. 1 is a top, front and left side perspective view of a telephone stand showing our new design; FIG. 2 is a top plan view thereof; FIG. 3 is a front elevational view; FIG. 4 is a right side elevational view; FIG. 5 is a rear elevational view thereof; FIG. 6 is a left side elevational view; and FIG. 7 is a bottom plan view.



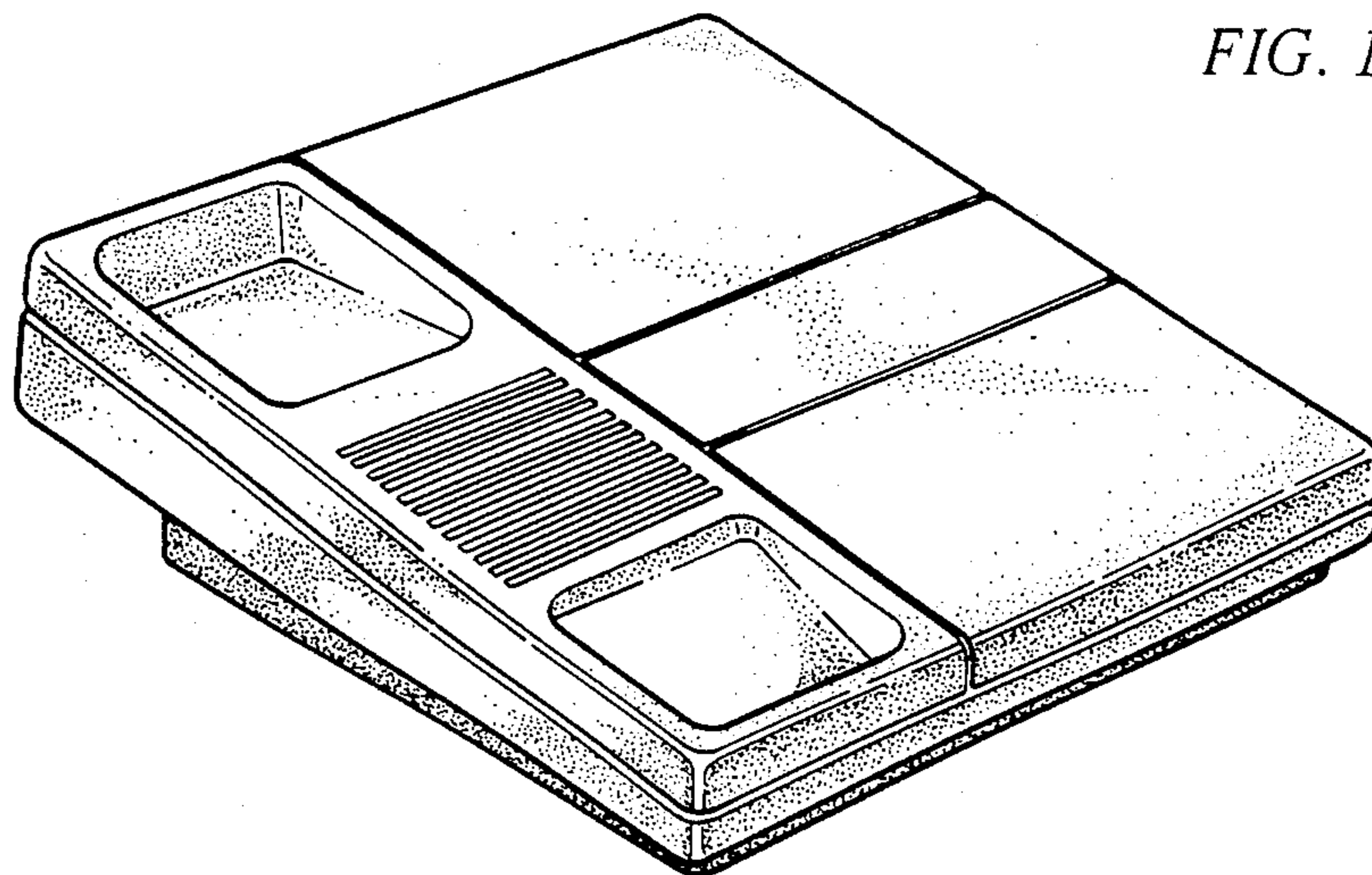


FIG. 1

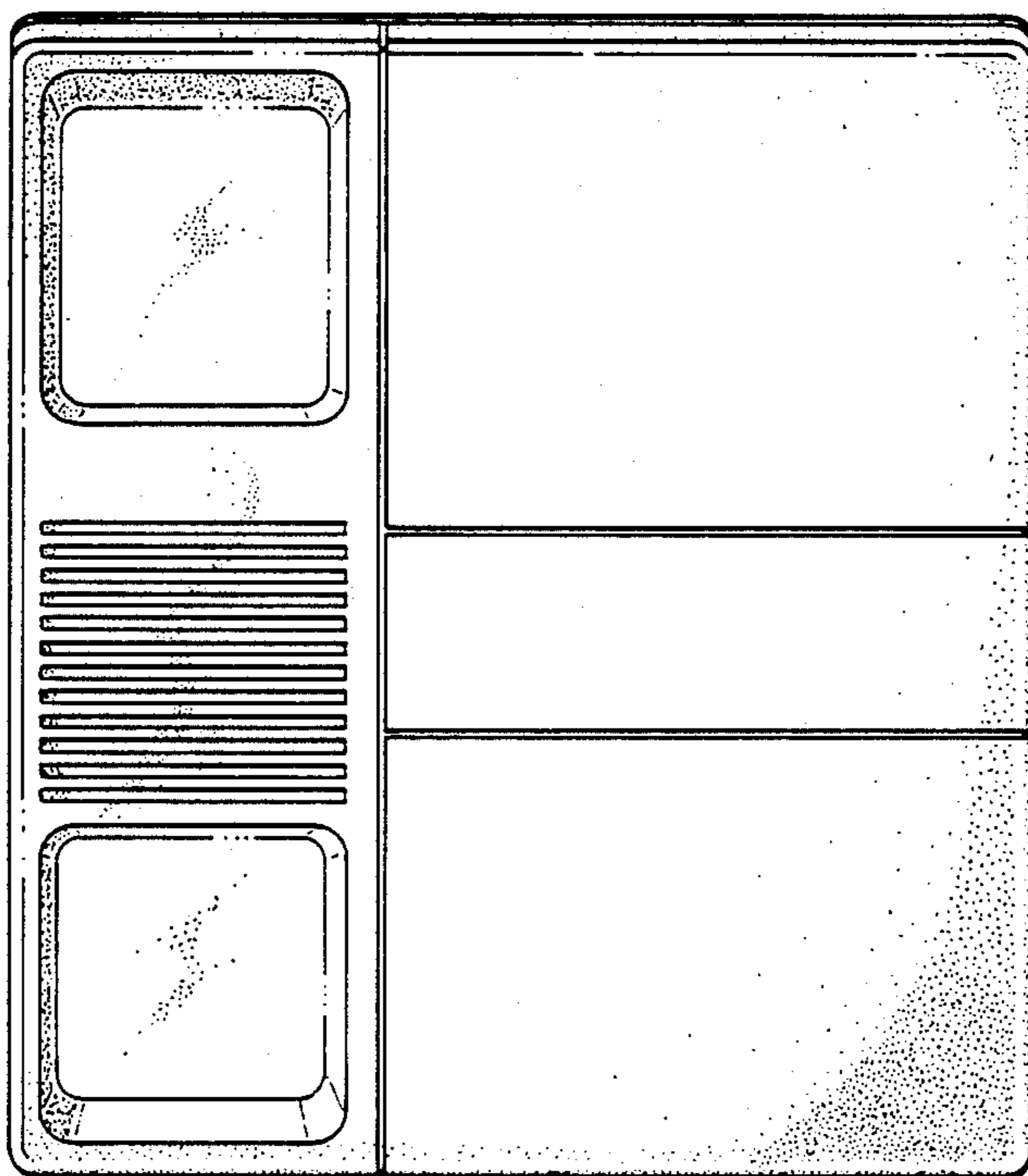


FIG. 2




FIG. 3

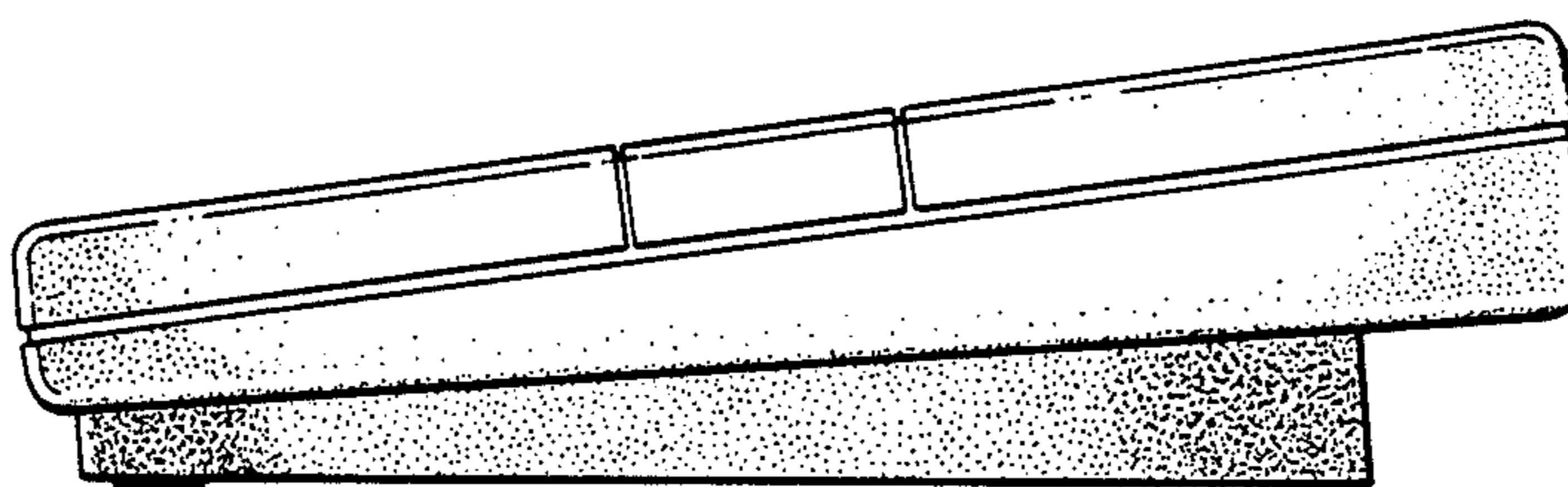


FIG. 4

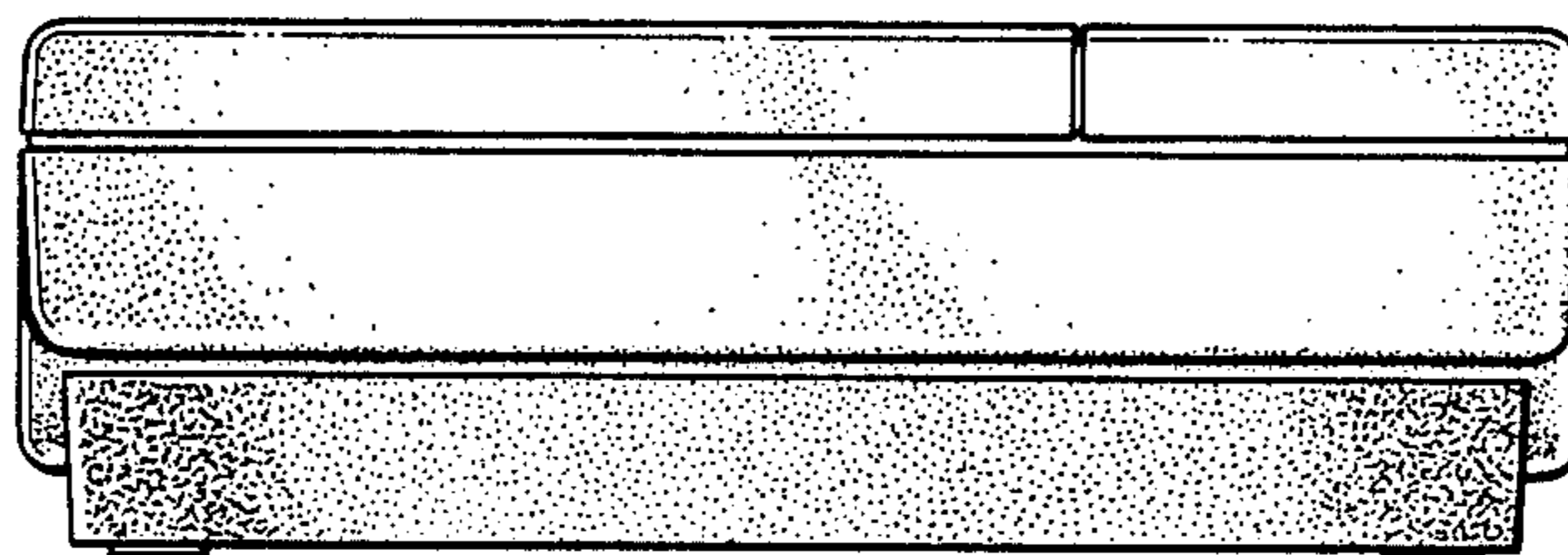


FIG. 5

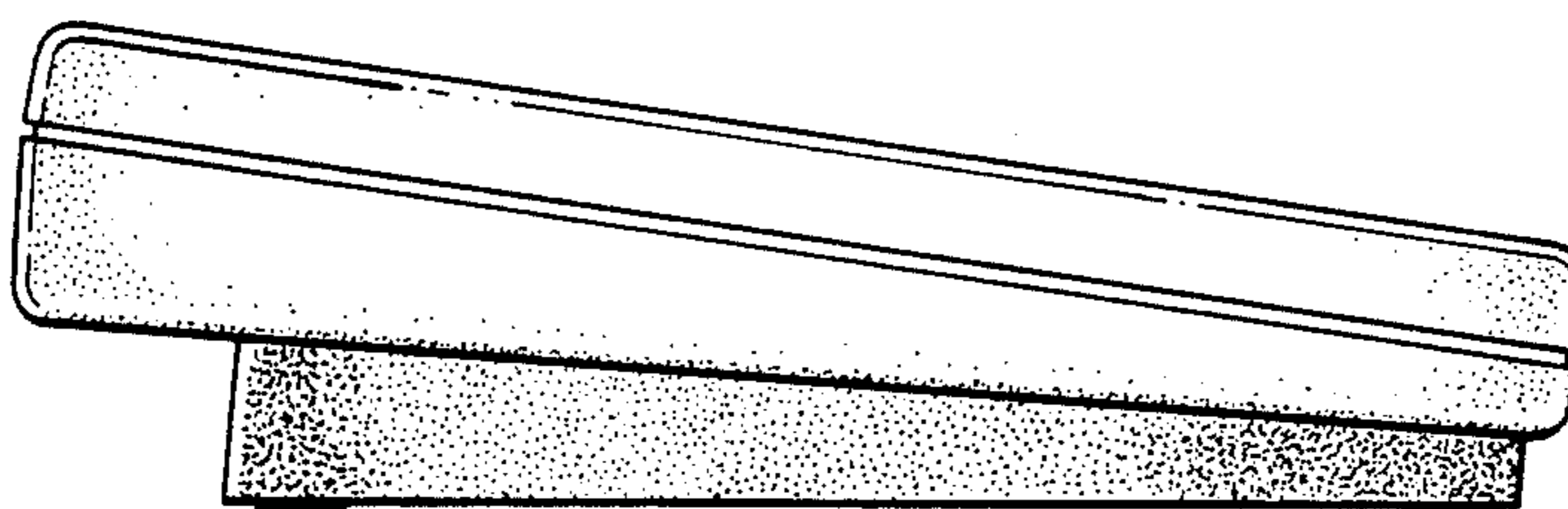


FIG. 6

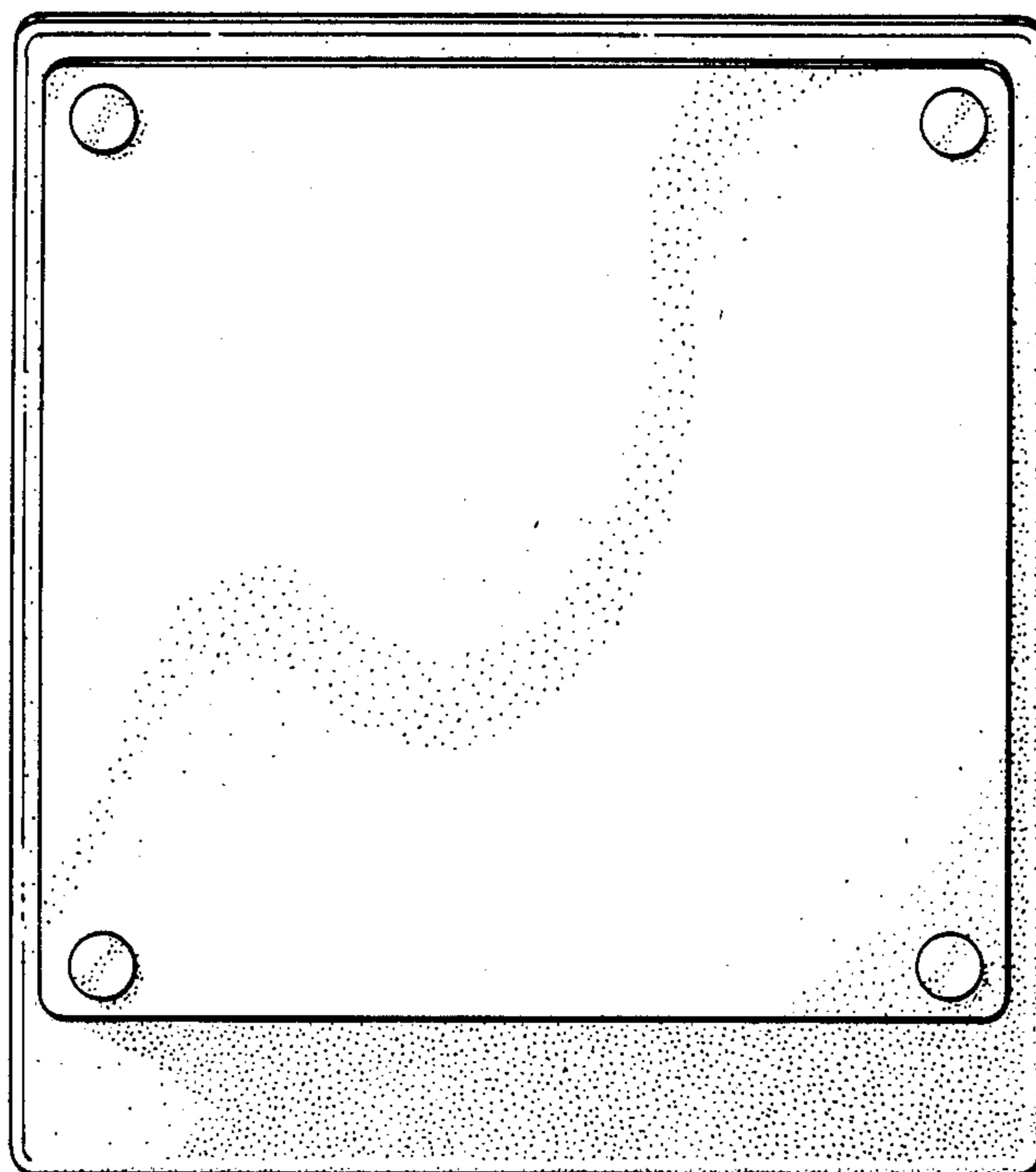


FIG. 7