

[54] SINGLE PIECE, ELECTRICAL BOX
RETAINER

[76] Inventor: Thomas M. Angell, 324 S. Kentucky,
Mason City, Iowa 50401

[**] Term: 14 Years

[21] Appl. No.: 827,425

[22] Filed: Feb. 10, 1986

[52] U.S. Cl. D8/364

[58] Field of Search D8/364; 248/27, 205 R,
248/300, DIG. 6, 231.8; 211/89

4,226,393 10/1980 Rardin et al. 248/205 R
4,693,438 9/1987 Angell 248/DIG. 6 X
4,771,974 9/1988 Carlson 248/231.8

FOREIGN PATENT DOCUMENTS

507505 11/1954 Canada 248/300
366016 1/1932 United Kingdom 248/207

Primary Examiner—Horace B. Fay, Jr.

[57] CLAIM

The ornamental design for single piece electrical box retainer, as shown and described.

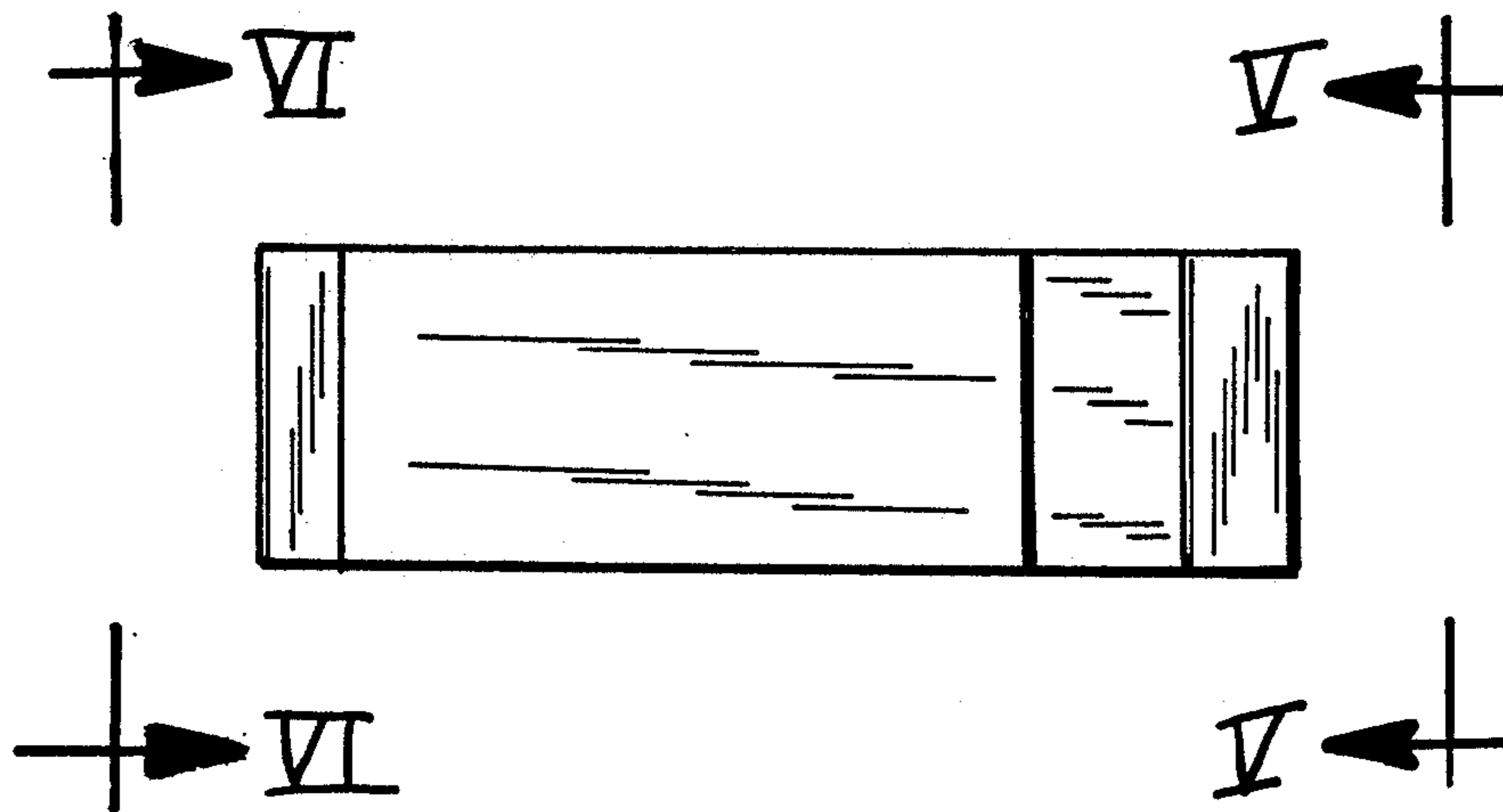
DESCRIPTION

FIG. 1 is a perspective view of single piece, electrical box retainer showing my new design;
FIG. 2 is a side elevational view thereof;
FIG. 3 is a bottom plan view thereof, the top plan view thereof being a mirror image;
FIG. 4 is an elevational view of the opposite to FIG. 2; and
FIGS. 5 and 6 are respectively right and left end elevational views taken an arrow lines V—V and III—VI.

[56] References Cited

U.S. PATENT DOCUMENTS

2,454,119 11/1948 Atkinson 248/27
2,456,450 12/1948 Sauter 248/27.1
2,736,450 2/1956 Atkinson 220/3.4
2,842,281 7/1958 Chisholm 220/3.6
2,888,684 6/1959 Icenhower 248/27.1
3,268,189 8/1966 Ducharme 248/27
3,424,332 1/1969 Pimentel 220/3.6
3,860,139 1/1975 French et al. 220/3.5



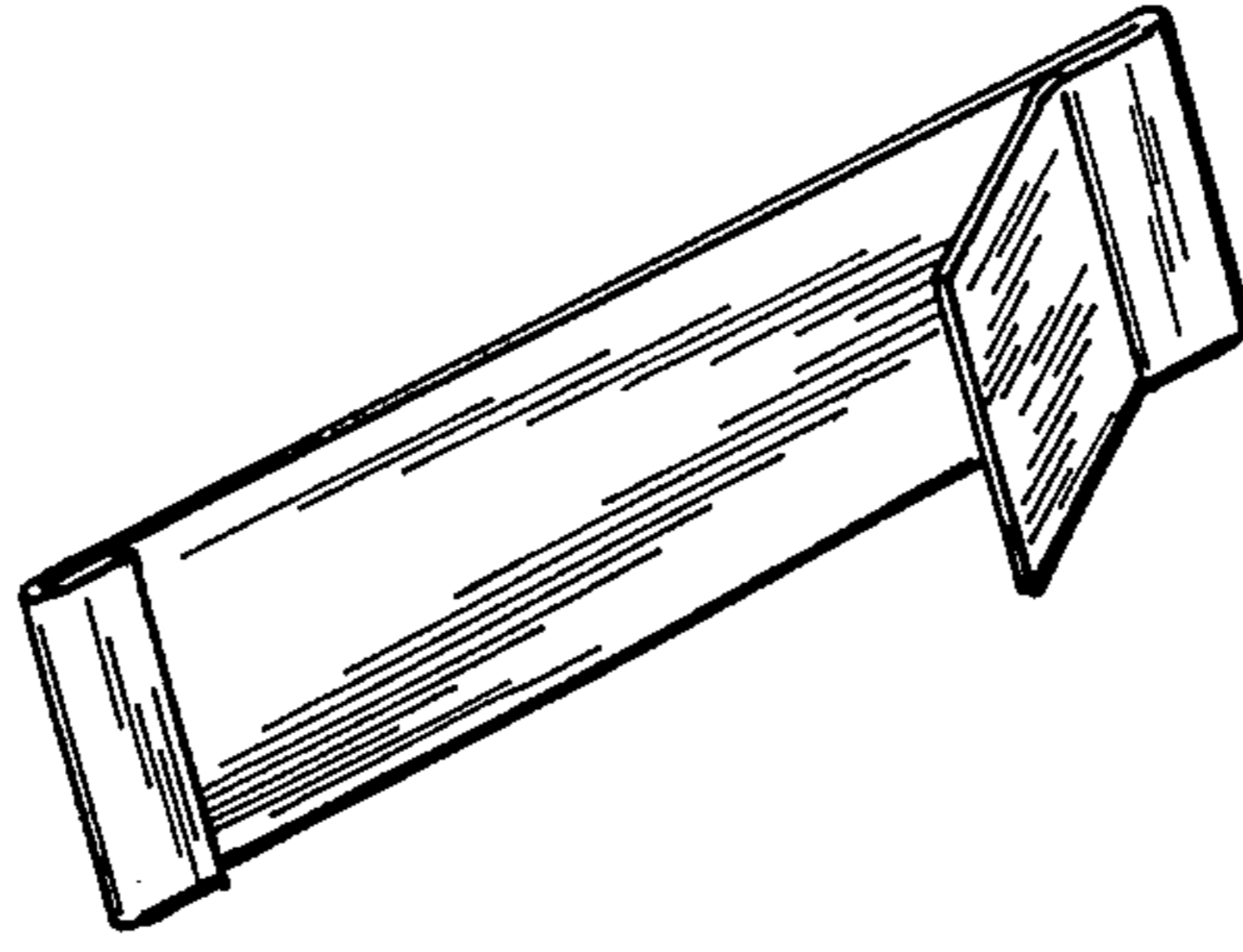


FIG. 1




FIG. 2



FIG. 3




FIG. 4



FIG. 6



FIG. 5