

# United States Patent [19]

Satake

[11] Patent Number: Des. 303,063

[45] Date of Patent: \*\* Aug. 29, 1989

[54] MICROWAVE OVEN

[75] Inventor: Koji Satake, Osaka, Japan

[73] Assignee: Sharp Corporation, Osaka, Japan

[\*] Notice: The portion of the term of this patent subsequent to Sep. 30, 2000 has been disclaimed.

[\*\*] Term: 14 Years

[21] Appl. No.: 922,108

[22] Filed: Oct. 20, 1986

[30] Foreign Application Priority Data

Apr. 22, 1986 [JP] Japan ..... 61-15407

[52] U.S. Cl. .... D7/351

[58] Field of Search ..... D7/348-351;  
219/10.55 R-10.55 M

[56] References Cited

### U.S. PATENT DOCUMENTS

- D. 273,750 5/1984 Haruguchi et al. .... D7/351
- D. 283,671 5/1986 Miyake et al. .... D7/351
- D. 285,891 9/1986 Miyake et al. .... D7/351

- D. 294,554 3/1988 Sarg ..... D7/351
- D. 296,069 6/1988 Suganoya et al. .... D7/351

### FOREIGN PATENT DOCUMENTS

200127 11/1984 Japan ..... 219/10.55 C



Primary Examiner—Bruce W. Dunkins  
Assistant Examiner—Ruth Takemoto  
Attorney, Agent, or Firm—Flehr, Hohbach, Test,  
Albritton & Herbert


### [57] CLAIM

The ornamental design for a microwave oven, as shown and described.


### DESCRIPTION

FIG. 1 is a perspective view of the microwave oven showing my new design;  
FIG. 2 is a front elevational view thereof;  
FIG. 3 is a front elevational view thereof with the door open;  
FIG. 4 is a rear elevational view thereof;  
FIG. 5 is a top plan view thereof;  
FIG. 6 is a bottom plan view thereof;  
FIG. 7 is a right side elevational view thereof; and  
FIG. 8 is a left side elevational view thereof.

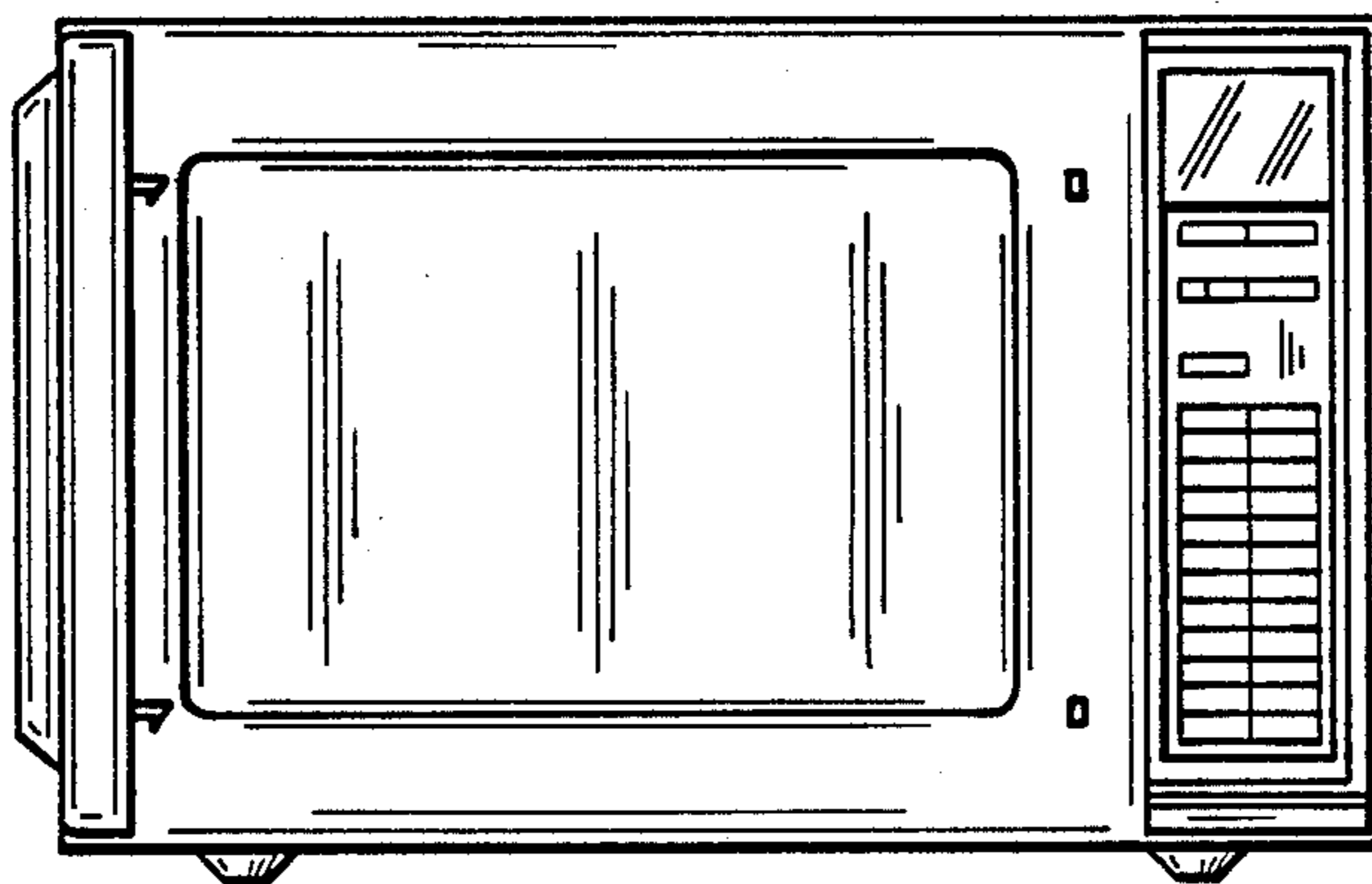




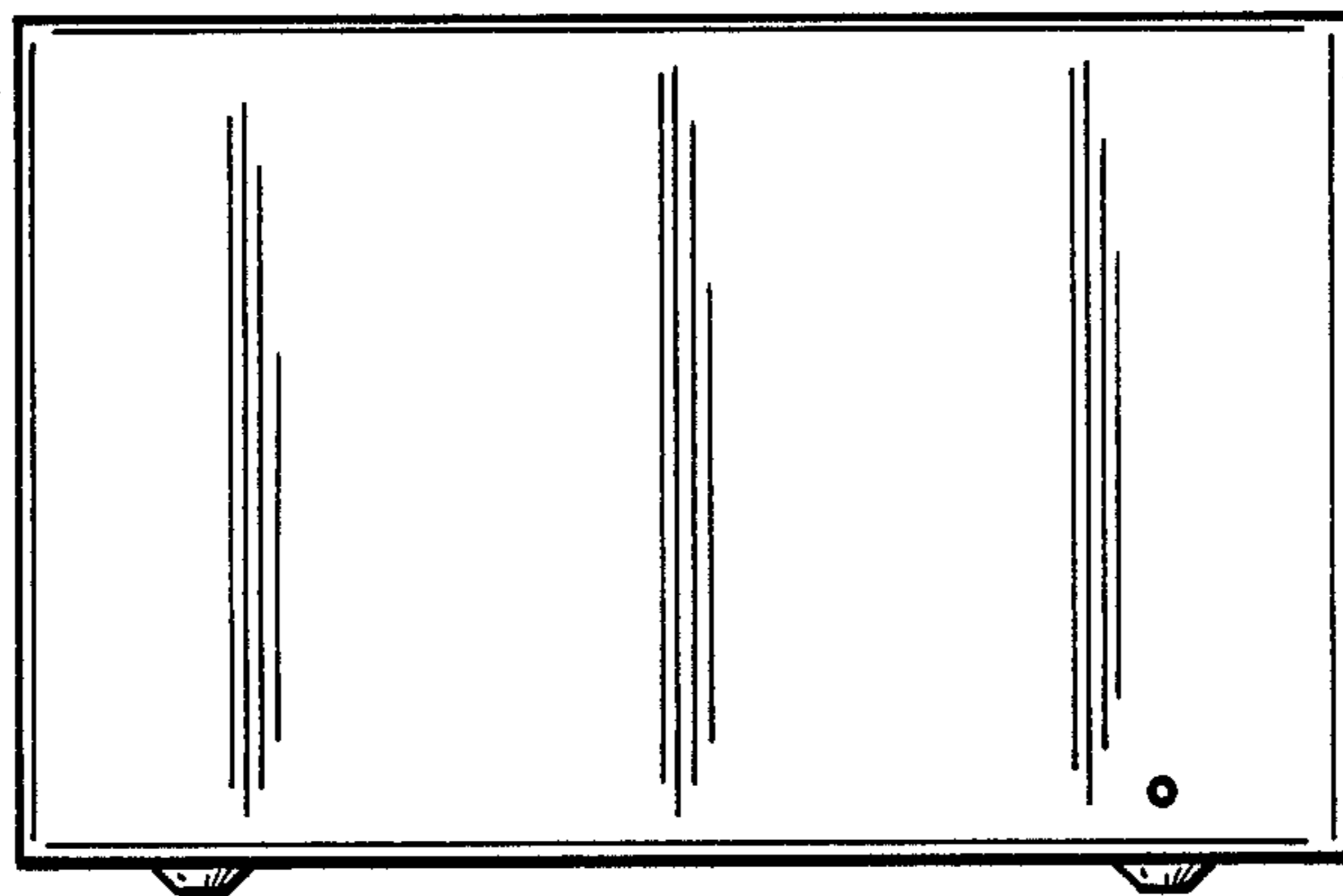
*FIG\_1*



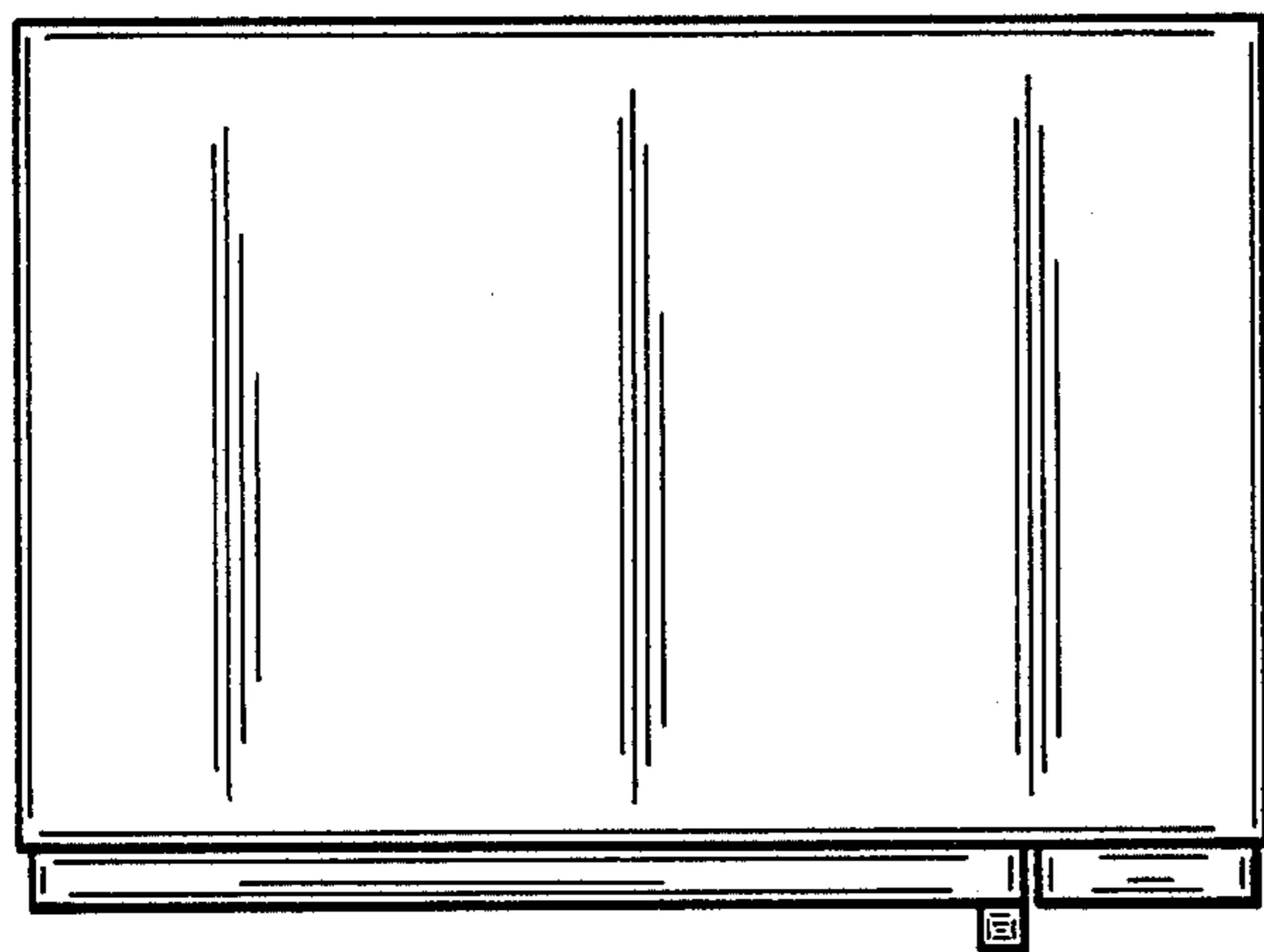
*FIG\_2*




*FIG\_3*




FIG\_4




FIG\_5



FIG\_6



FIG\_7



FIG\_8