

[54] **SHOE UPPER**

[75] **Inventor: Larry M. Clark, Simi Valley, Calif.**

[73] **Assignee: L.A. Gear, Inc., Los Angeles, Calif.**

[\*\*] **Term: 14 Years**

[21] **Appl. No.: 131,539**

[22] **Filed: Dec. 11, 1987**

[52] **U.S. Cl. .... D2/314; D2/312**

[58] **Field of Search .... D2/264, 265, 268, 269,  
D2/271, 272, 275, 308-314; 36/45, 83, 84,  
88-90, 132, 102-106, 136, 112-117**

[56] **References Cited**

**U.S. PATENT DOCUMENTS**

D. 272,964 3/1984 Keigelstock ..... D2/310  
D. 278,185 4/1985 Michaeli ..... D2/310 X  
D. 293,970 2/1988 Brown et al. .... D2/314

D. 294,654 3/1988 Liggett et al. .... D2/314  
D. 299,081 12/1988 Greenberg ..... D2/309 X  
4,776,111 10/1988 Crowley ..... 36/89


*Primary Examiner*—Louis S. Zarfaz  
*Attorney, Agent, or Firm*—Marshall A. Lerner

[57] **CLAIM**

The ornamental design for a shoe upper, as shown and described.

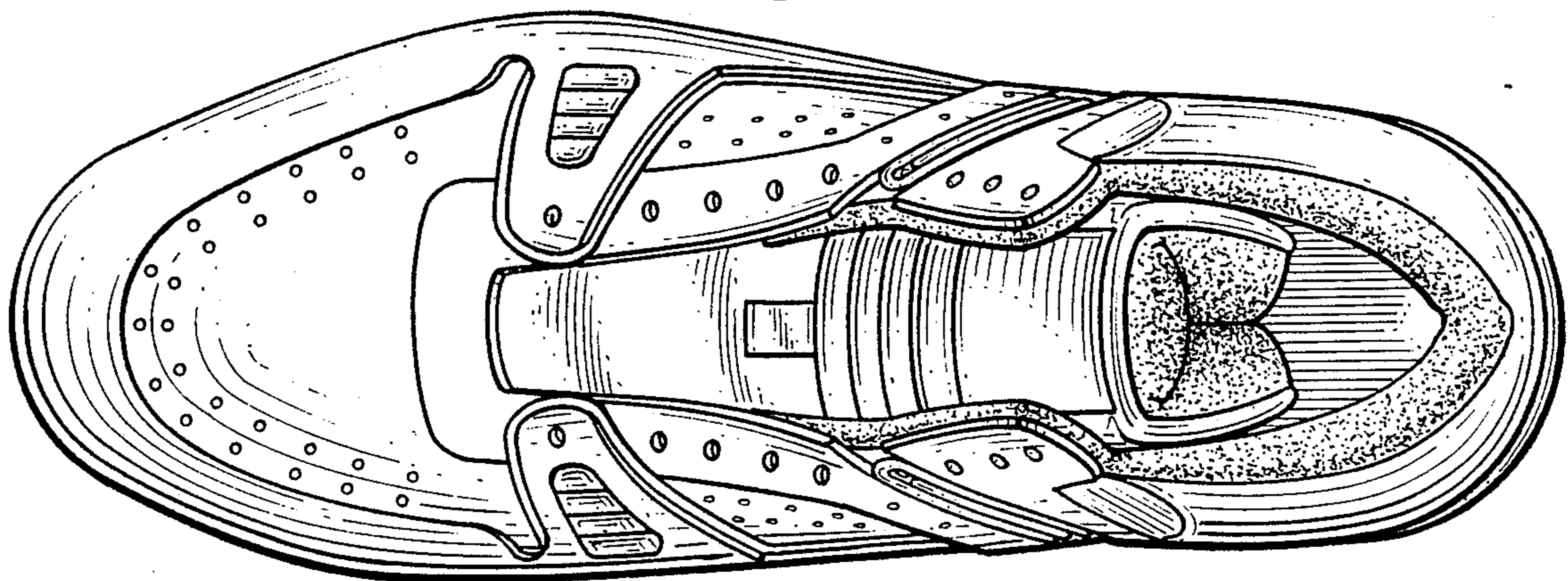
**DESCRIPTION**

FIG. 1 is a right side elevational view of a shoe upper showing my new design. The broken line showing of a shoe sole is for environmental purposes only and forms no part of the claimed design;  
FIG. 2 is a top plan view thereof;  
FIG. 3 is a bottom plan view thereof;  
FIG. 4 is a left side elevational view thereof;  
FIG. 5 is a front elevational view thereof; and  
FIG. 6 is a rear elevational view thereof.

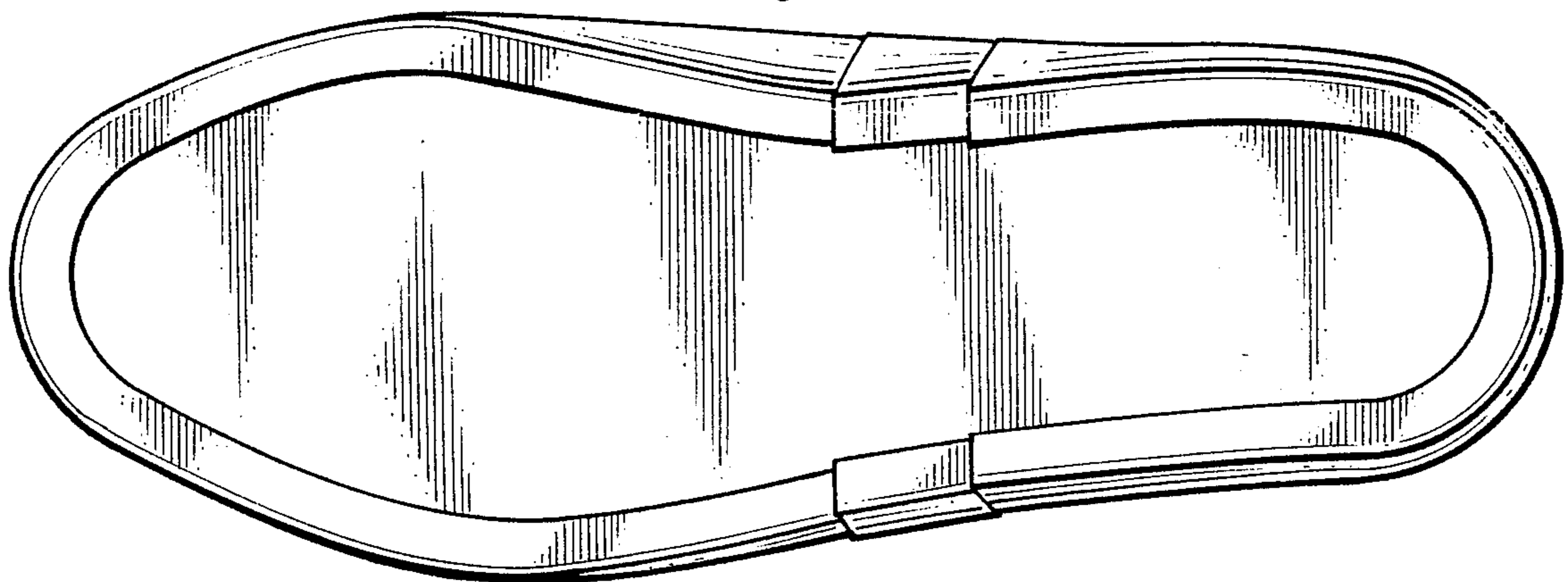





*Fig. 1.*



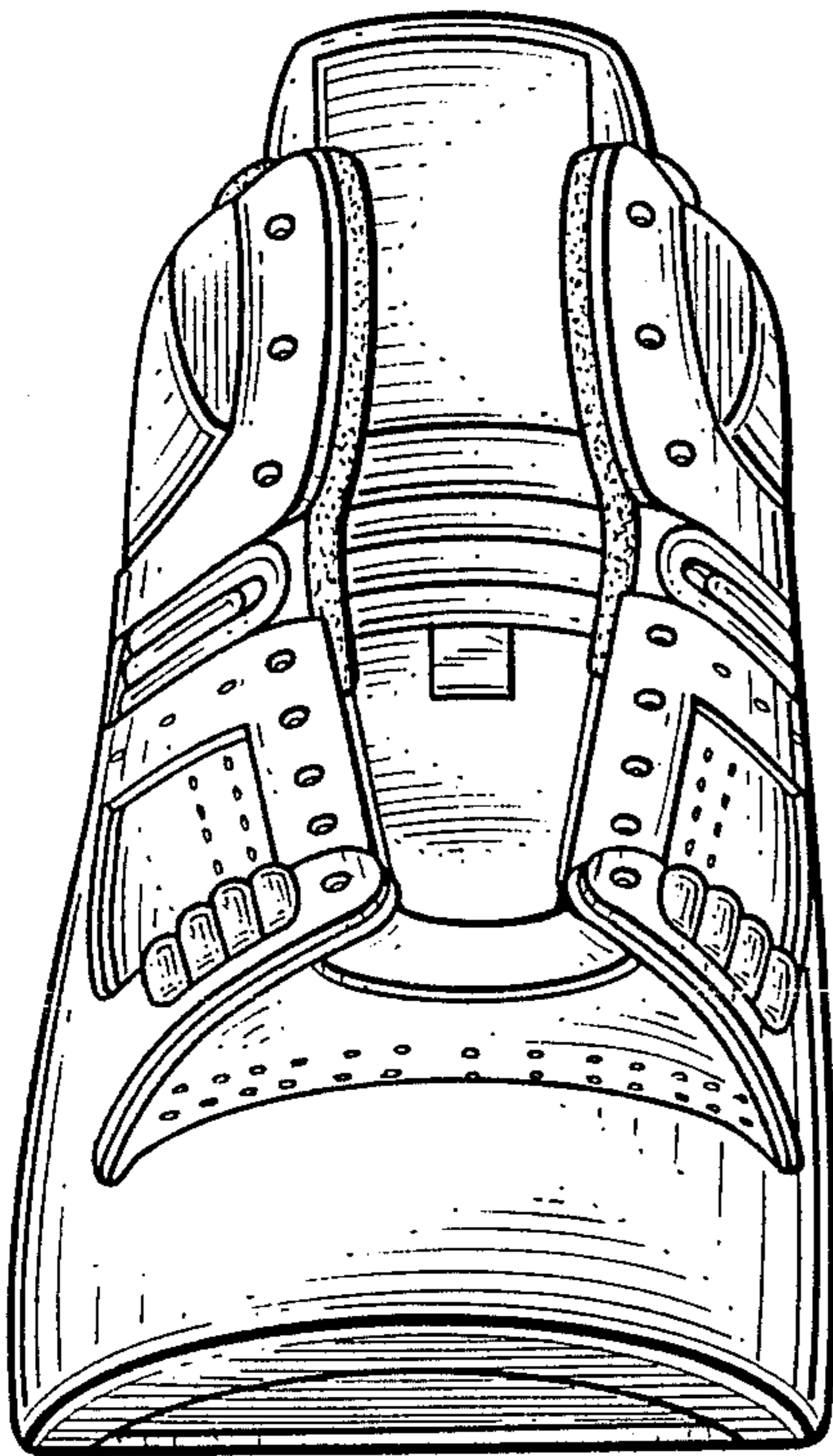
*Fig. 2.*



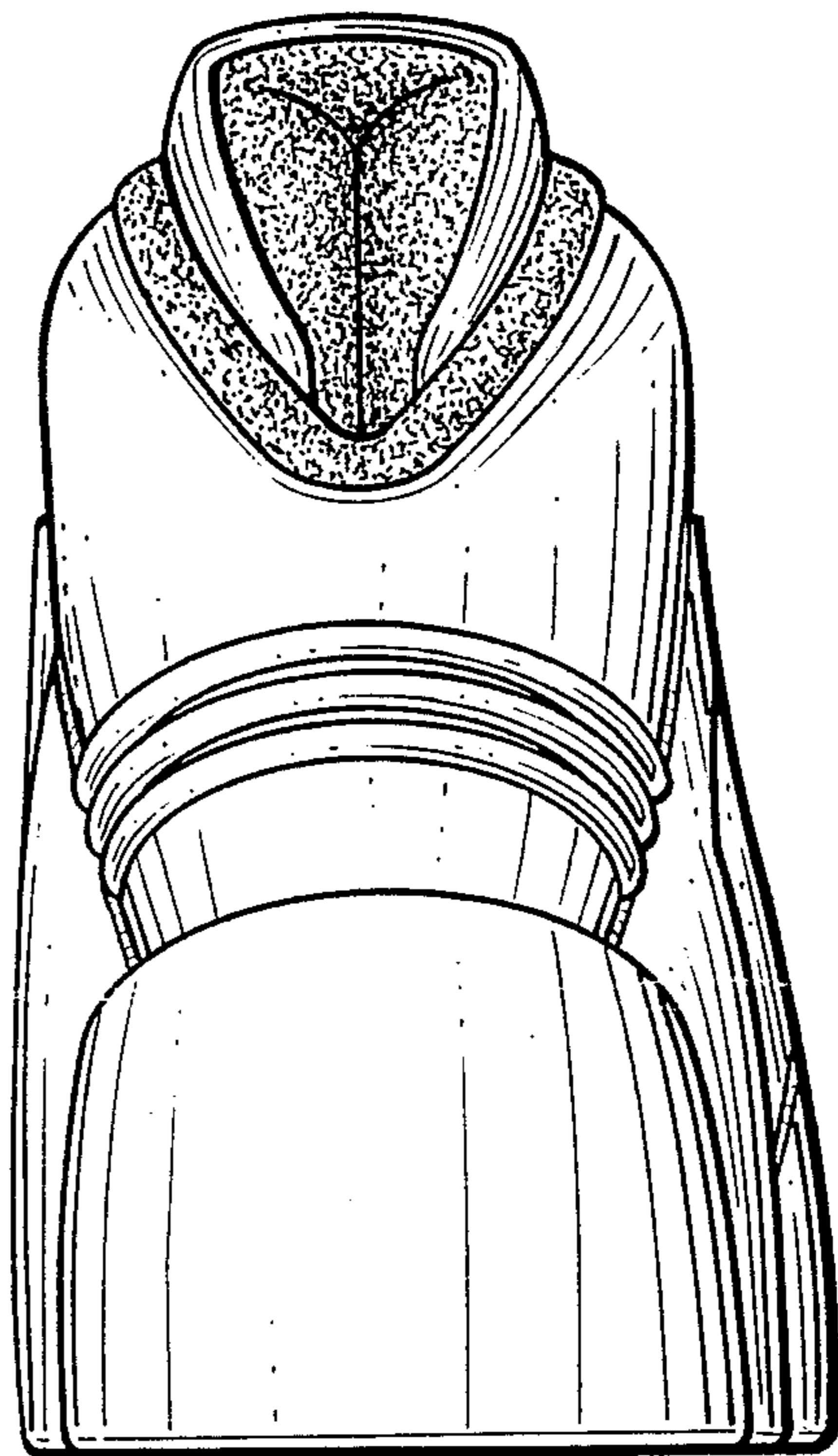
*Fig. 3.*



*Fig. 4.*



*Fig. 5.*



*Fig. 6.*