

[54] DISPOSABLE SPECULUM TO COVER THE PROBE END OF A TYMPANIC THERMOMETER

[75] Inventors: Gary J. O'Hara, Escondido, Calif.; David B. Phillips, Westford, Vt.

[73] Assignee: Intelligent Medical Systems, Inc., Carlsbad, Calif.

[**] Term: 14 Years

[21] Appl. No.: 903,080

[22] Filed: Sep. 2, 1986

[52] U.S. Cl. D24/18

[58] Field of Search D24/18; 128/9, 3, 4, 128/6, 664, 736; D3/29

[56] References Cited

U.S. PATENT DOCUMENTS

D. 218,850	9/1970	Sato	D52/7
D. 218,851	9/1970	Sato	D52/7
D. 223,050	3/1972	Sato	D52/7
D. 257,429	10/1980	Manno	D10/60
2,560,414	7/1951	Cheney	224/5
3,282,106	11/1966	Barnes	73/355
3,581,570	6/1971	Wortz	73/355
3,681,991	8/1972	Eberly, Jr.	73/362
3,738,172	6/1973	Sato	73/343
3,840,004	10/1974	Heine	128/9
3,878,836	4/1975	Twentier	128/9

3,934,578	1/1976	Heine	128/9
3,942,891	3/1976	Spielberger et al.	356/43
4,380,998	4/1983	Kieffer, III et al.	128/9
4,662,360	5/1987	O'Hara	128/9

OTHER PUBLICATIONS

"Noncontact Tympanic Thermometer" J. W. Moore & R. S. Newbower, Medical & Biological Engineering & Computing, Sep., 1978, pp. 580-584.

Primary Examiner—Wallace R. Burke

Assistant Examiner—Stella M. Reid


Attorney, Agent, or Firm—Baker, Maxham, Jester & Meador

[57] CLAIM

The ornamental design for a disposable speculum to cover the probe end of a tympanic thermometer, as shown.

DESCRIPTION

FIG. 1 is a perspective view of disposable speculum to cover the probe end of a tympanic thermometer taken from the side thereof showing our new design; FIG. 2 is an inverted perspective view thereof; FIG. 3 is an enlarged bottom plan view thereof; FIG. 4 is an enlarged top plan view thereof; FIG. 5 is a further enlarged side elevational thereof; and FIG. 6 is a longitudinal sectional view thereof taken along line 6—6 of FIG. 5.



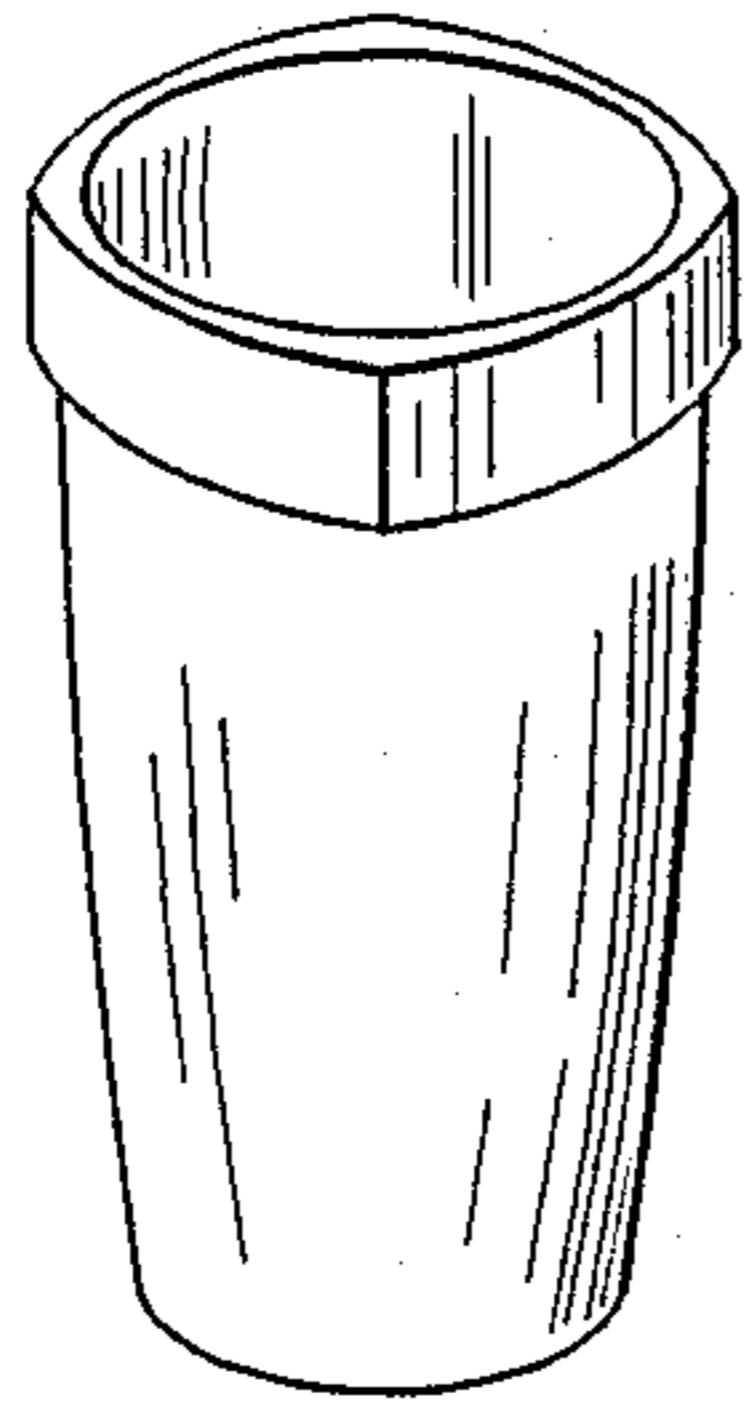


FIG. 1



FIG. 2

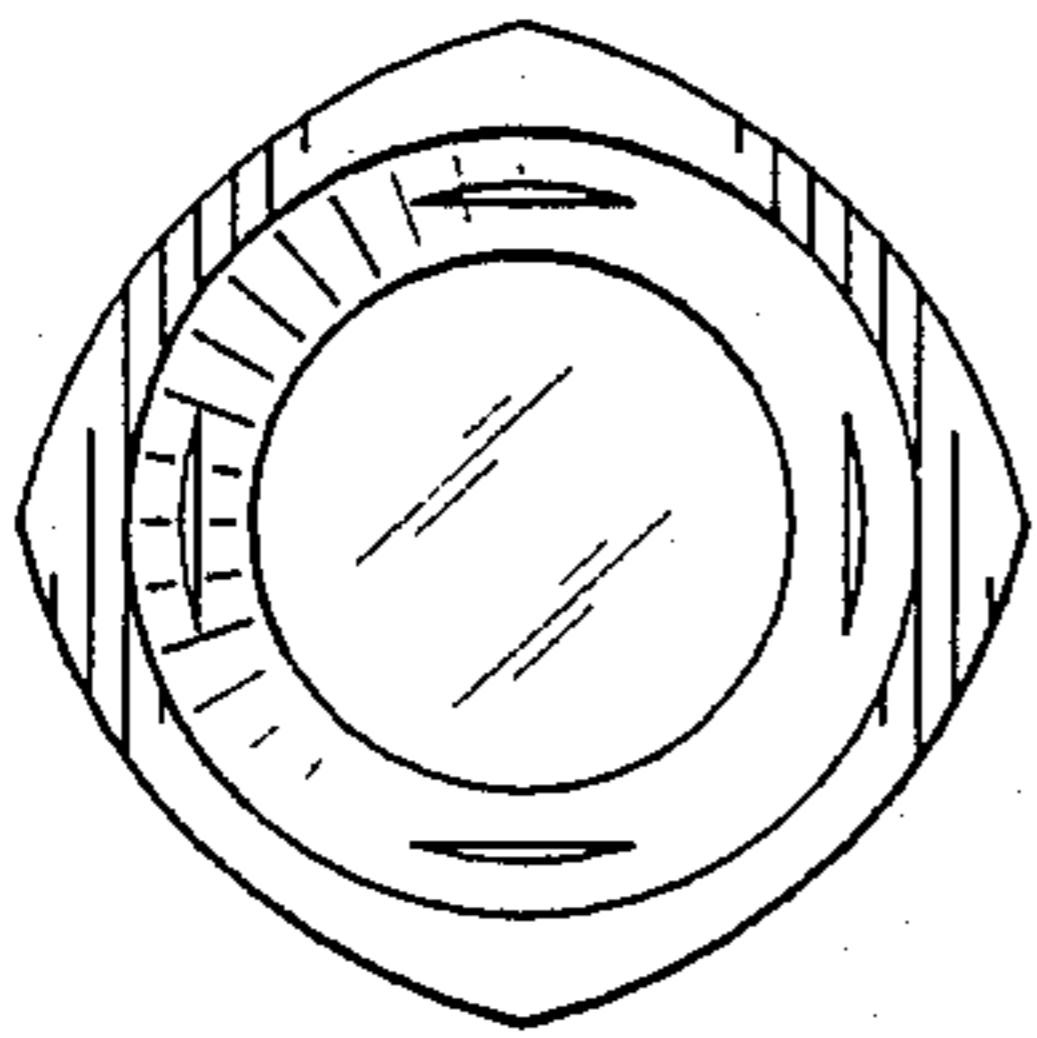


FIG. 3

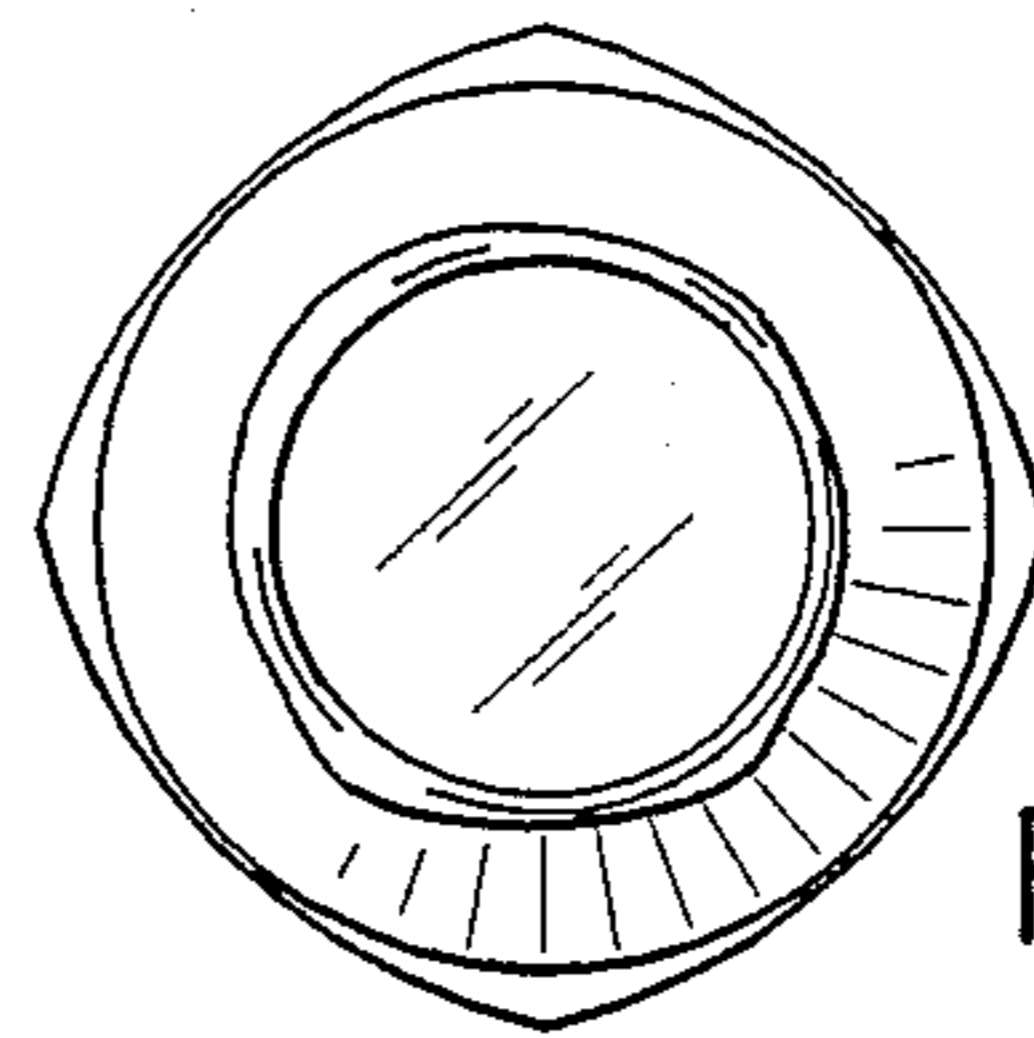


FIG. 4

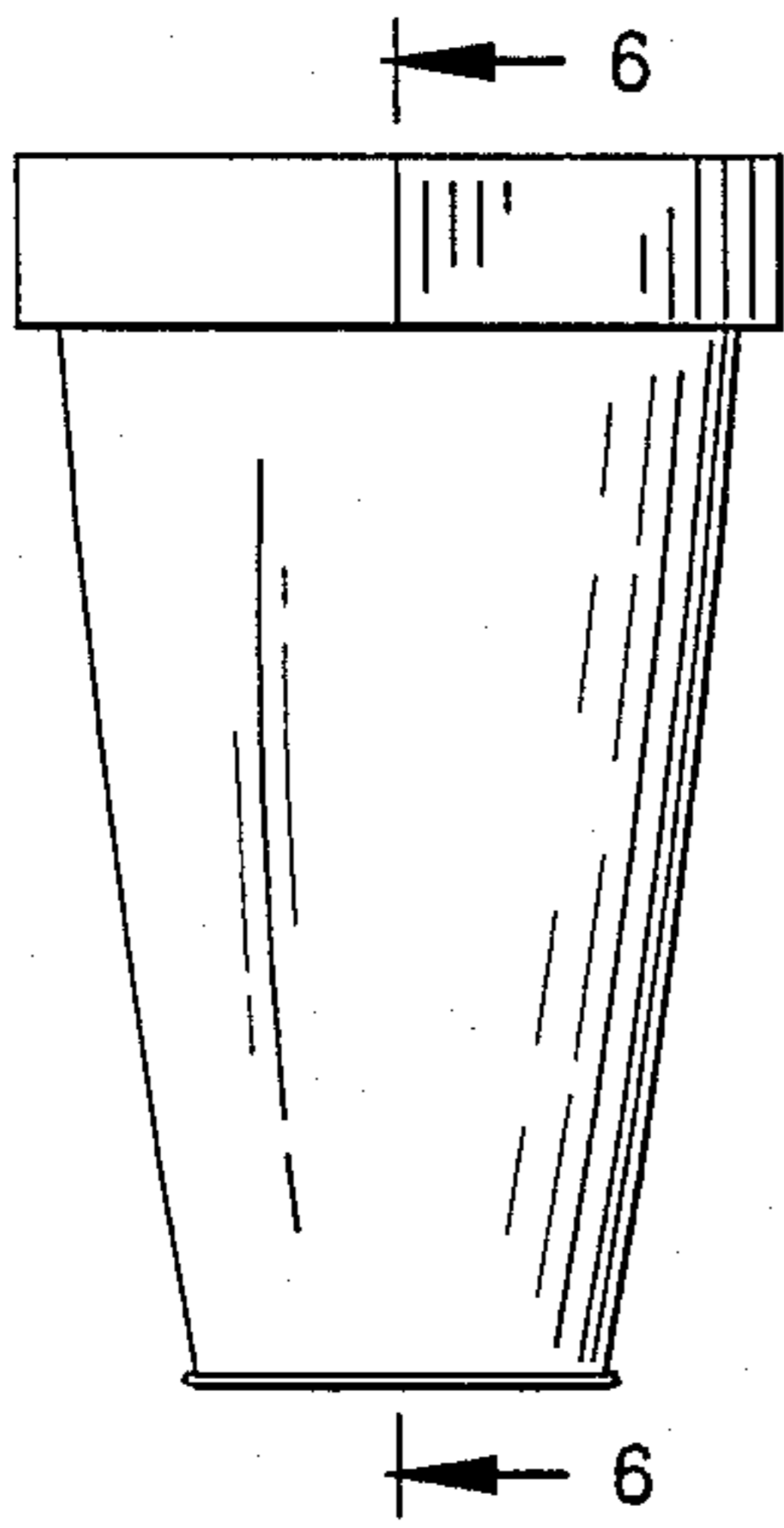


FIG. 5

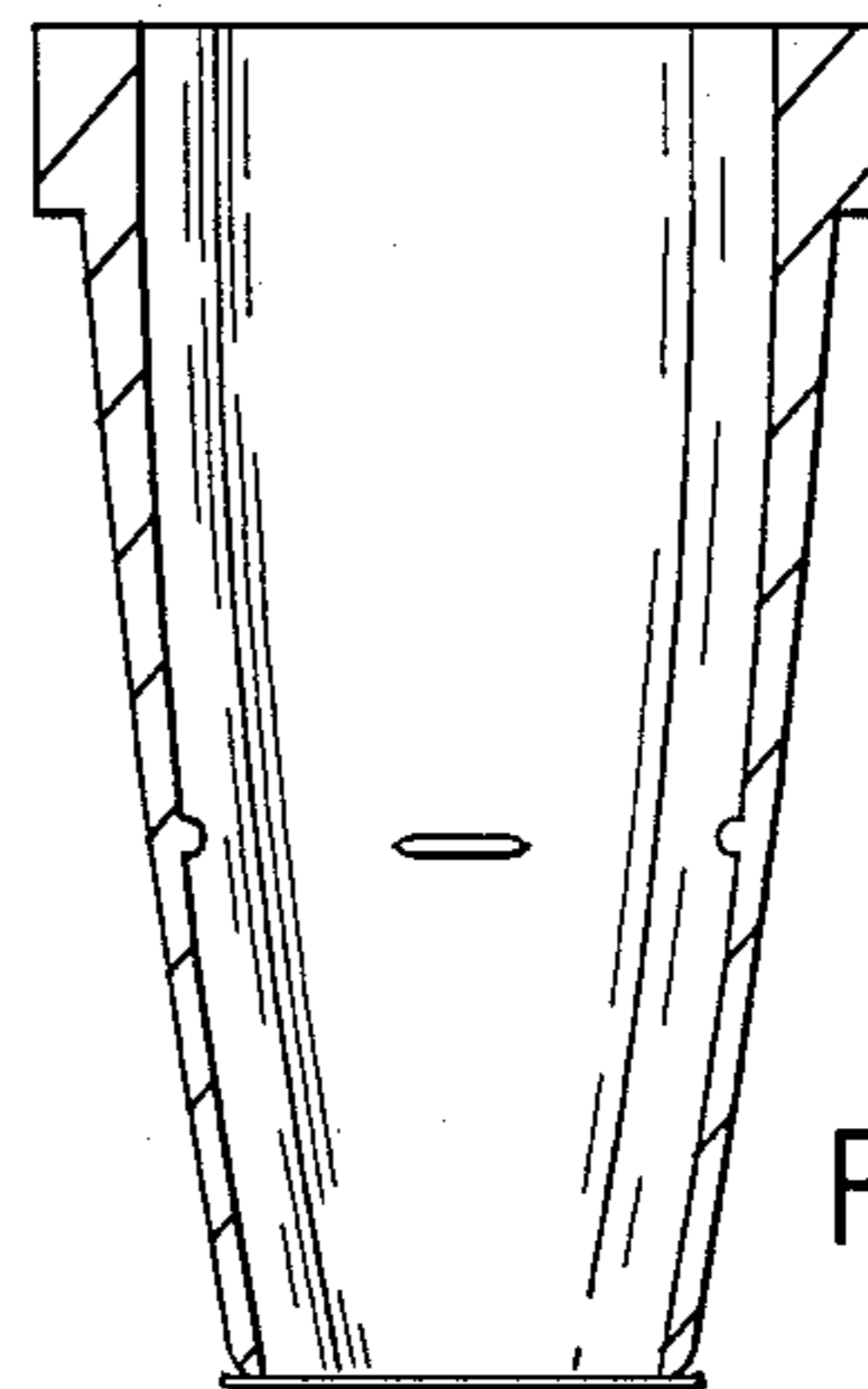


FIG. 6