

[54] MOBILE TOWEL WARMER AND DRYER

[76] Inventors: Hanford L. Eckman, 401 Millington Rd., Shavertown, Pa. 18708; Charles M. Eckman, 149 Lake St., Dallas, Pa. 18612

[**] Term: 14 Years

[21] Appl. No.: 56,674

[22] Filed: Jun. 2, 1987

[52] U.S. Cl. D23/317; D23/314; D34/21; D34/23

[58] Field of Search D23/336, 317, 332, 335, D23/342, 314; 34/239, 201, 202; 219/342, 385, 386, 366, 520, 521; D34/17, 21; 280/79.3, 79.1 A

[56] References Cited

U.S. PATENT DOCUMENTS

D. 216,964	3/1970	Waltz	D34/21
D. 272,954	3/1984	Sparks	D34/21
1,169,157	1/1916	Honold	280/79.3
2,668,368	2/1954	Jacobs	34/239
3,626,152	12/1971	Governale et al.	D23/314

FOREIGN PATENT DOCUMENTS

232078	1/1961	Australia	219/385
1329890	7/1962	France	34/239
8308359	12/1983	France	34/239
614554	12/1948	United Kingdom	34/239
622014	4/1949	United Kingdom	219/385
795463	5/1958	United Kingdom	219/385
926368	5/1963	United Kingdom	219/521


Primary Examiner—James M. Gandy
Assistant Examiner—Lisa Lichtenstein
Attorney, Agent, or Firm—Fleit, Jacobson, Cohn, Price, Holman & Stern

[57] CLAIM

The ornamental design for a mobile towel warmer and dryer, as shown and described.

DESCRIPTION

FIG. 1 is a perspective view of a mobile towel warmer and dryer showing my new design; and FIG. 2 is a bottom plan view thereof, it being understood that the broken line showing of an electrical cord is for illustrative purposes only and forms no part of the claimed design.



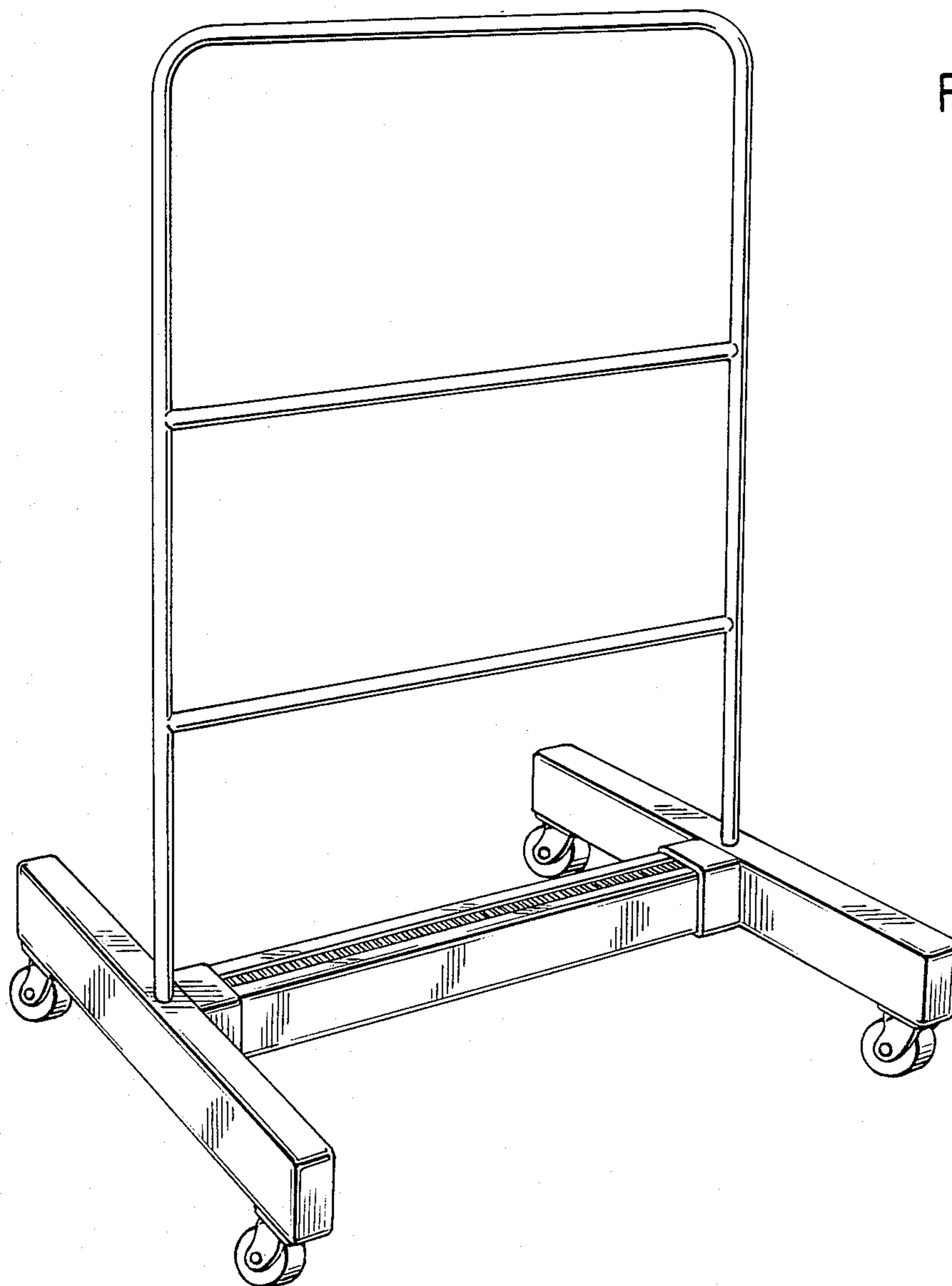


FIG. 1

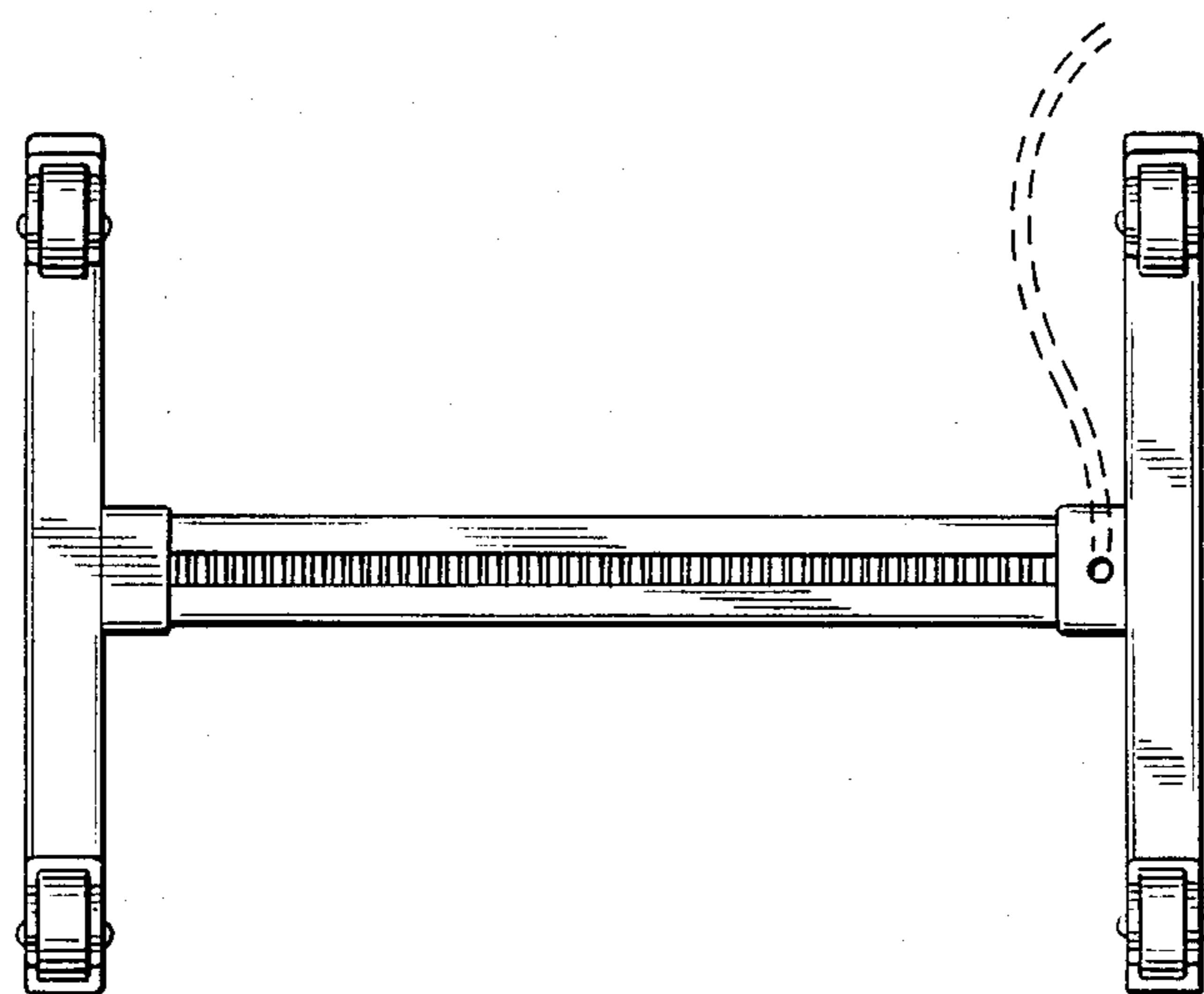


FIG. 2