

[54] WALL-MOUNTED HANGER STRIP

[75] Inventor: Isao Maki, Tokyo, Japan

[73] Assignee: Soko Co., Ltd., Japan

[**] Term: 14 Years

[21] Appl. No.: 83,431

[22] Filed: Aug. 10, 1987

[52] U.S. Cl. D6/569

[58] Field of Search D6/512, 552-553,
D6/566, 567-569, 572; D7/73; 211/13, 16, 70,
70.6, 70.7, 87, 175

[56] References Cited

U.S. PATENT DOCUMENTS

- D. 43,289 11/1912 Sternau D6/548
- D. 268,890 5/1983 Morin D6/553 X
- 1,345,977 7/1920 Winter 211/87
- 4,586,616 5/1986 Cooper et al. 211/87

FOREIGN PATENT DOCUMENTS

56-7558 9/1981 Japan .

Primary Examiner—Wallace R. Burke
Assistant Examiner—Brian N. Vinson
Attorney, Agent, or Firm—Arnold, White & Durkee

[57] CLAIM

The ornamental design for a wall-mounted hanger strip, as shown and described.

DESCRIPTION

FIG. 1 is a front elevational view of a wall-mounted hanger strip showing my new design; FIG. 2 is a right side elevational view thereof, the left side being a mirror image thereof; FIG. 3 is a rear elevational view thereof; FIG. 4 is a top plan view thereof; FIG. 5 is a bottom plan view thereof; FIG. 6 is an enlarged vertical cross-sectional view thereof, taken along line 6—6 of FIG. 1; and, FIG. 7 is a top, front, and right side perspective view thereof.

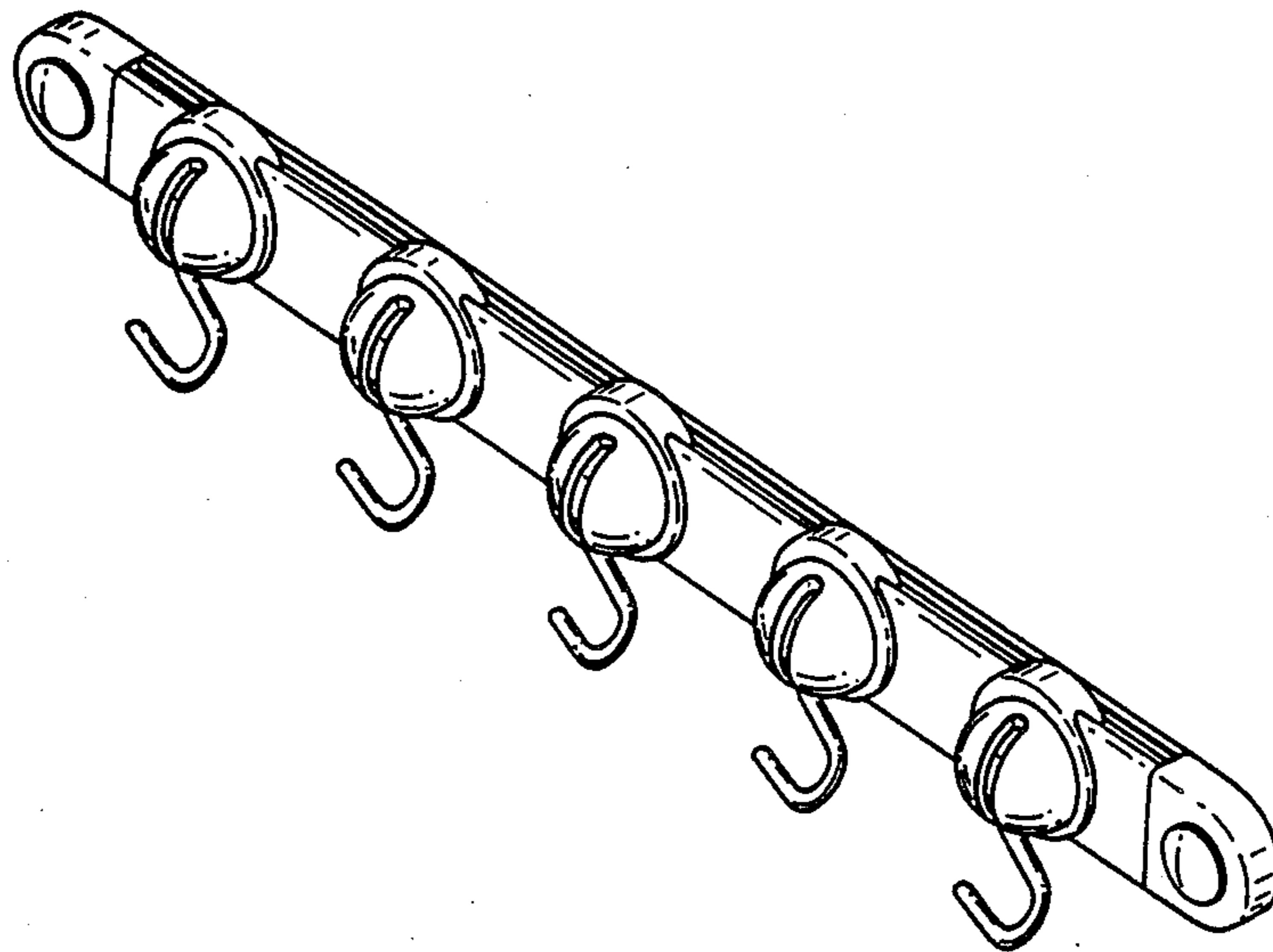


FIG. 1

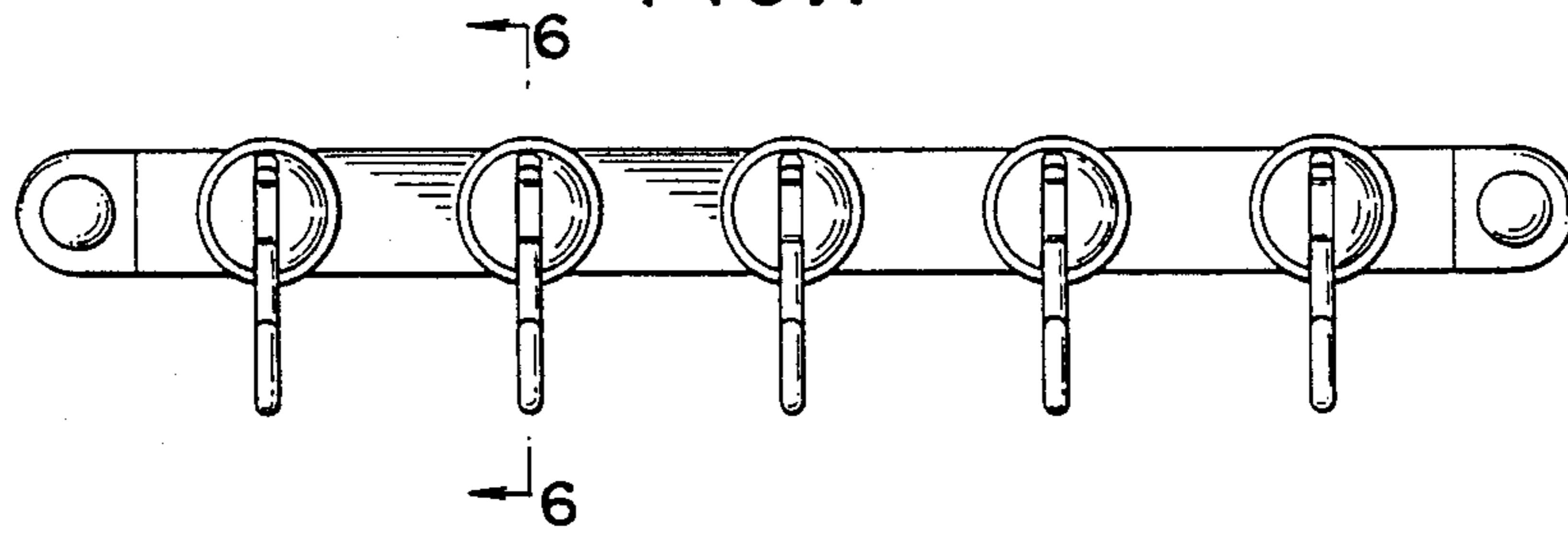


FIG. 2

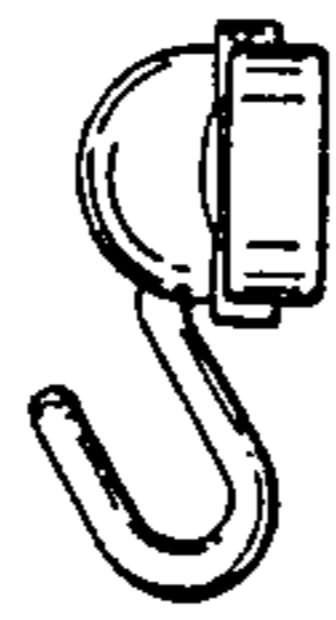


FIG. 3

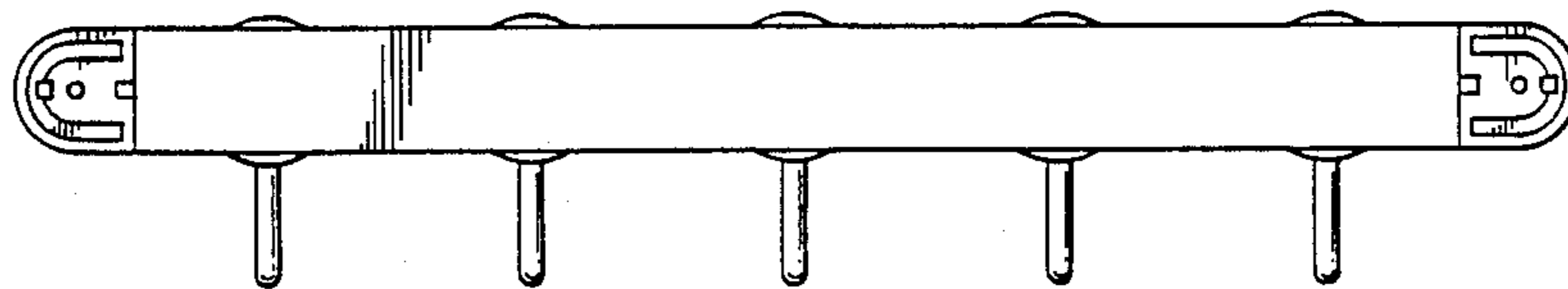


FIG. 4

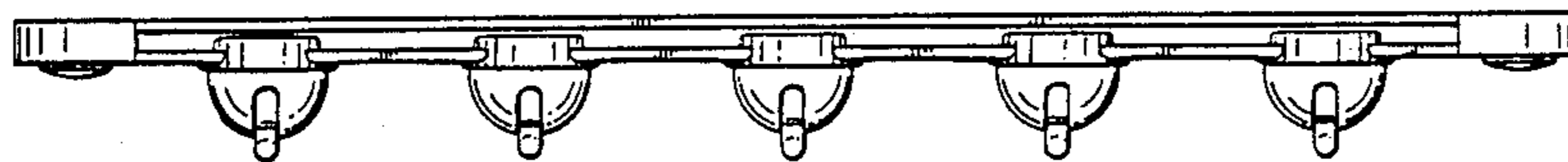


FIG. 5




FIG. 6

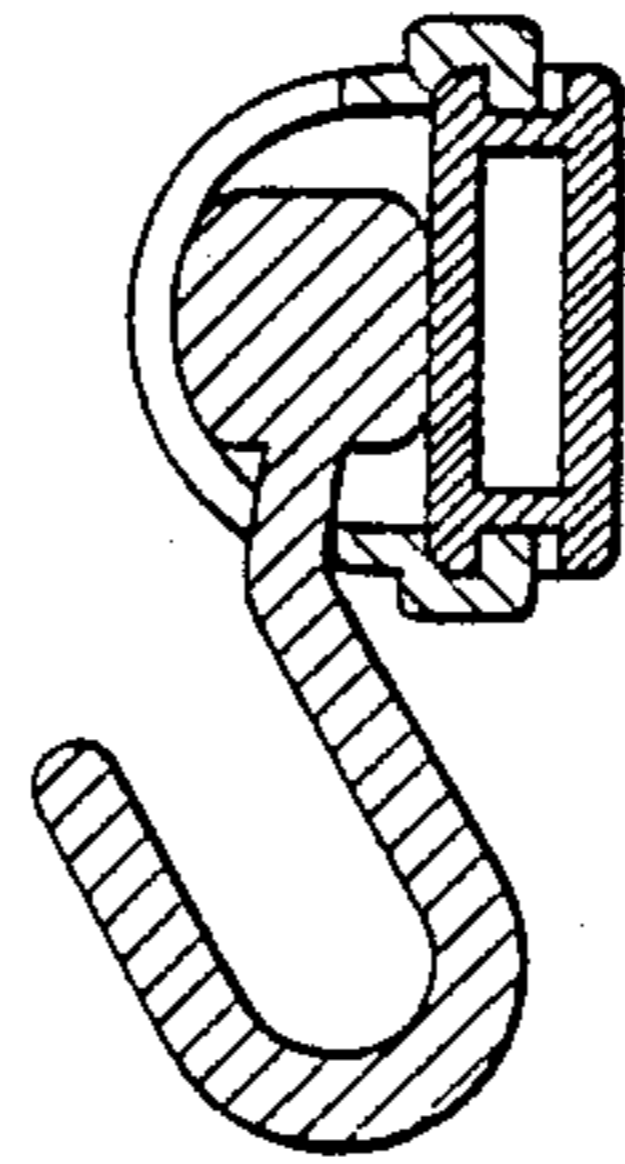


FIG. 7

