

[54] SHOE SOLE

[75] Inventor: Shigeyuki Mitsui, Kobe, Japan

[73] Assignee: Asics Corporation, Hyogo, Japan

[\*\*] Term: 14 Years

[21] Appl. No.: 46,337

[22] Filed: May 5, 1987

[30] Foreign Application Priority Data

Nov. 5, 1986 [JP] Japan ..... 61-43660

[52] U.S. Cl. .... D2/320

[58] Field of Search ..... D2/264, 265, 274, 311, D2/317-321; 36/25 R, 28, 29, 32 R, 43, 59 R, 59 C

[56] References Cited

U.S. PATENT DOCUMENTS

D. 87,795 9/1932 Regan ..... D2/320

D. 115,606	7/1939	Bernstein	.....	D2/320
D. 125,431	2/1941	Starnier	.....	D2/320
D. 273,246	4/1984	Tonkel	.....	D2/320
D. 287,302	12/1986	Peterson	.....	D2/318
D. 289,103	4/1987	Autry	.....	D2/318

Primary Examiner—Louis S. Zarfes  
Attorney, Agent, or Firm—Nixon & Vanderhye

[57] CLAIM

The ornamental design for a shoe sole, as shown and described.

DESCRIPTION

FIG. 1 is a rear elevational view of a shoe sole showing my new design;  
FIG. 2 is a front elevational view of the shoe sole;  
FIG. 3 is a left side elevational view of the shoe sole;  
FIG. 4 is a right side elevational view of the shoe sole;  
FIG. 5 is a sectional view taken on line 5—5 of FIG. 2;  
FIG. 6 is a top plan view of the shoe sole; and  
FIG. 7 is a bottom plan view of the shoe sole.

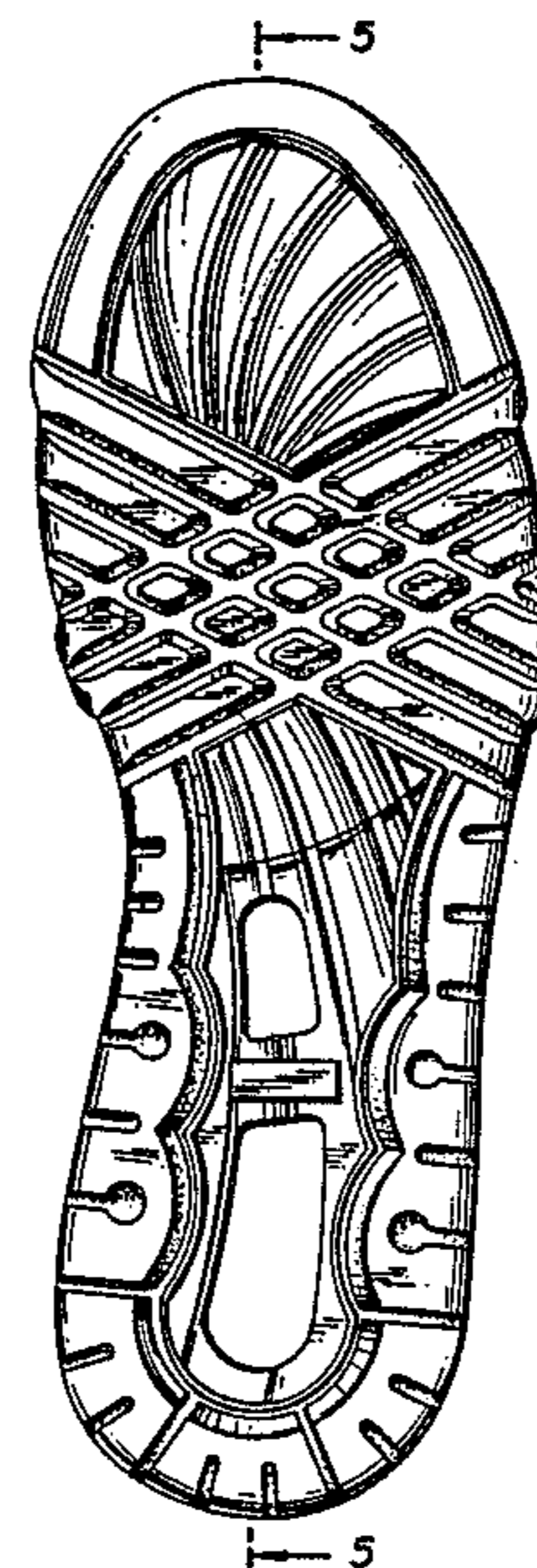
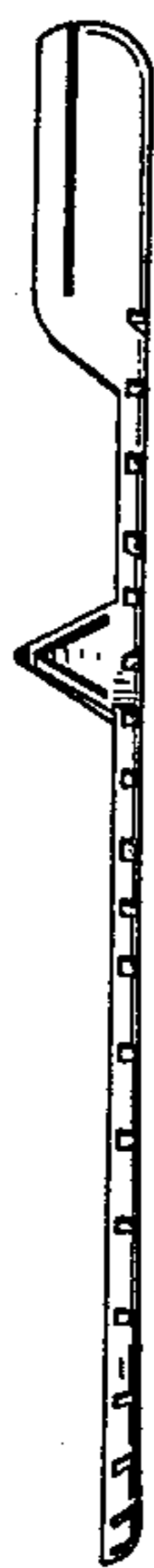


Fig.1

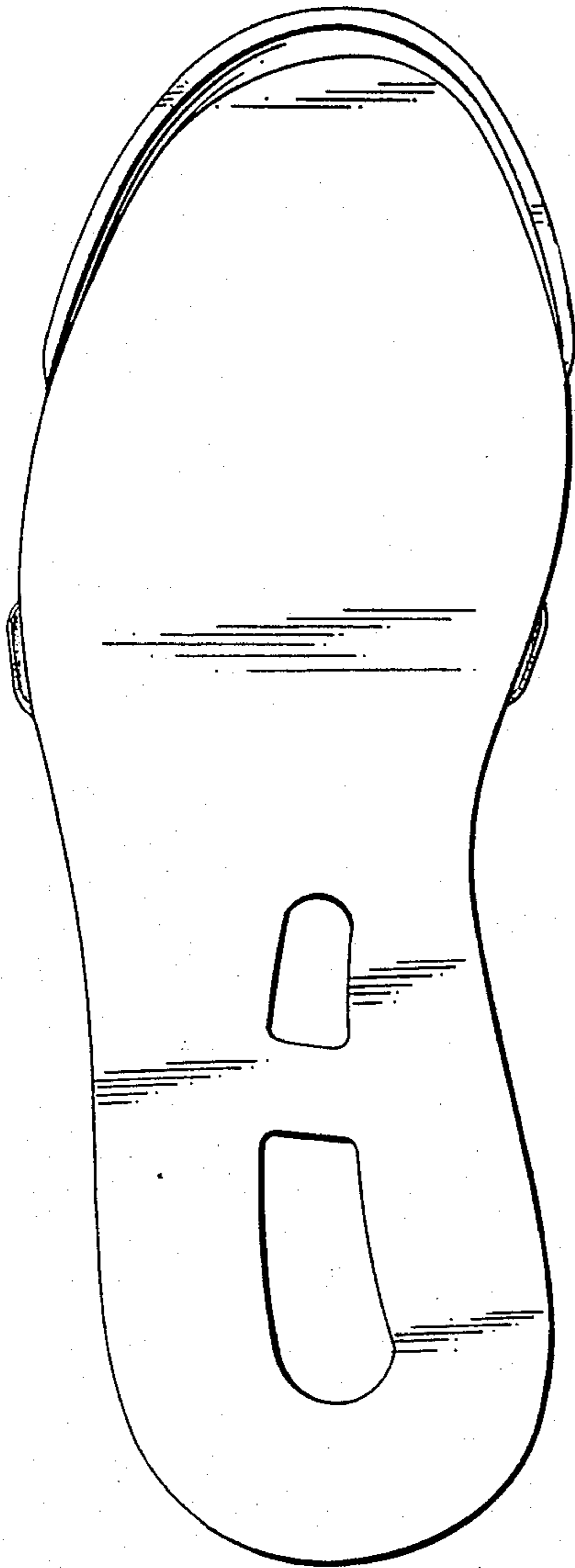


Fig.2

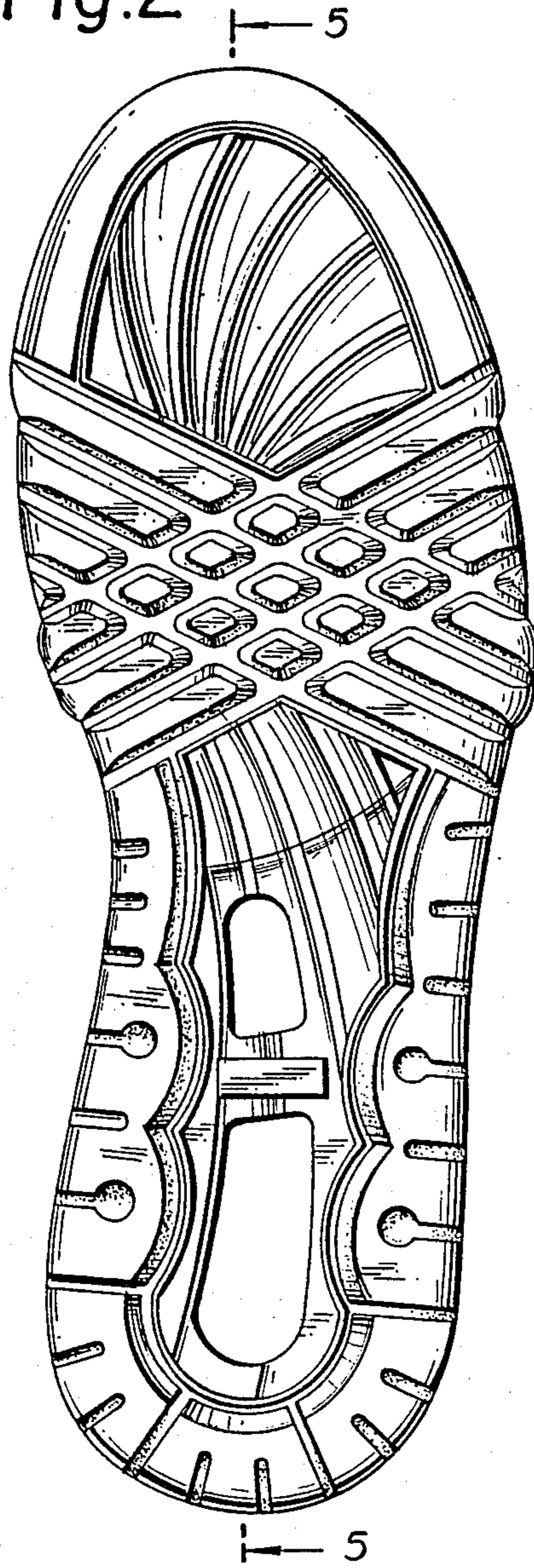


Fig.3

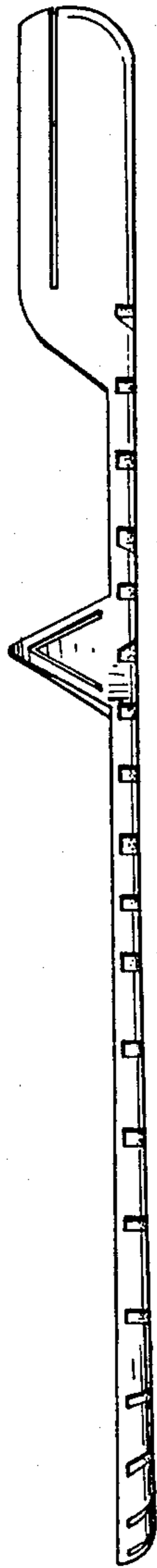


Fig.4

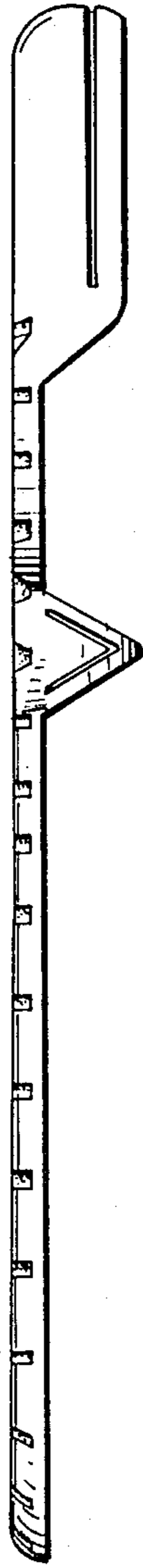




Fig.5



*Fig. 6*



*Fig. 7*

