

[54] SHOE SOLE

[75] Inventors: Kenneth R. Kolman, Lake Oswego; Michael J. Nyberg; Richard W. Cote, both of Tualatin, all of Oreg.; Rory W. Fuerst, Menlo Park, Calif.

[73] Assignee: Avia Group International, Inc., Portland, Oreg.

[**] Term: 14 Years

[21] Appl. No.: 266,498

[22] Filed: Nov. 3, 1988

[52] U.S. Cl. D2/317

[58] Field of Search D2/264, 265, 274, 311, D2/314, 317-322; 36/25 R, 28, 29, 32 R, 59 R, 59 C, 103, 106, 112-116, 131, 132, 134, 136

[56] References Cited

U.S. PATENT DOCUMENTS

- D. 163,674 6/1951 Bovay .
- D. 290,903 7/1987 Inohara et al. D2/320
- D. 295,231 4/1988 Heyes D2/320
- 1,545,746 7/1925 Groot .
- 3,029,529 4/1962 Schwartz 36/2.5
- 3,127,687 4/1964 Hollister et al. 36/2.5
- 3,816,945 6/1974 Egtvedt 36/32 R
- 4,815,222 3/1989 Eisenbach et al. 36/131

FOREIGN PATENT DOCUMENTS

- 3135346 5/1983 Fed. Rep. of Germany 36/131
- 2405037 5/1979 France .

OTHER PUBLICATIONS

- Bicycling, 8/1986, p. 32-Cleated Sole at top left.
- Bicycle Guide, 1986 Buyer's Annual, p. 134-Sidi Cleated Shoe at top left.
- Adidas Catalog, p. 1, Model STi-1.

Primary Examiner—Louis S. Zarfaz
Attorney, Agent, or Firm—Saidman, Sterne, Kessler & Goldstein

[57] CLAIM

The ornamental design for a shoe sole, as shown and described.

DESCRIPTION

FIG. 1 is a left side elevational view of a shoe sole showing our new design;
FIG. 2 is a right side elevational view thereof;
FIG. 3 is a bottom plan view thereof;
FIG. 4 is a front elevational view thereof; and
FIG. 5 is a rear elevational view thereof.
The broken line showing of a shoe upper in FIGS. 1-5 and the area within are environmental only and form no part of the claimed design.

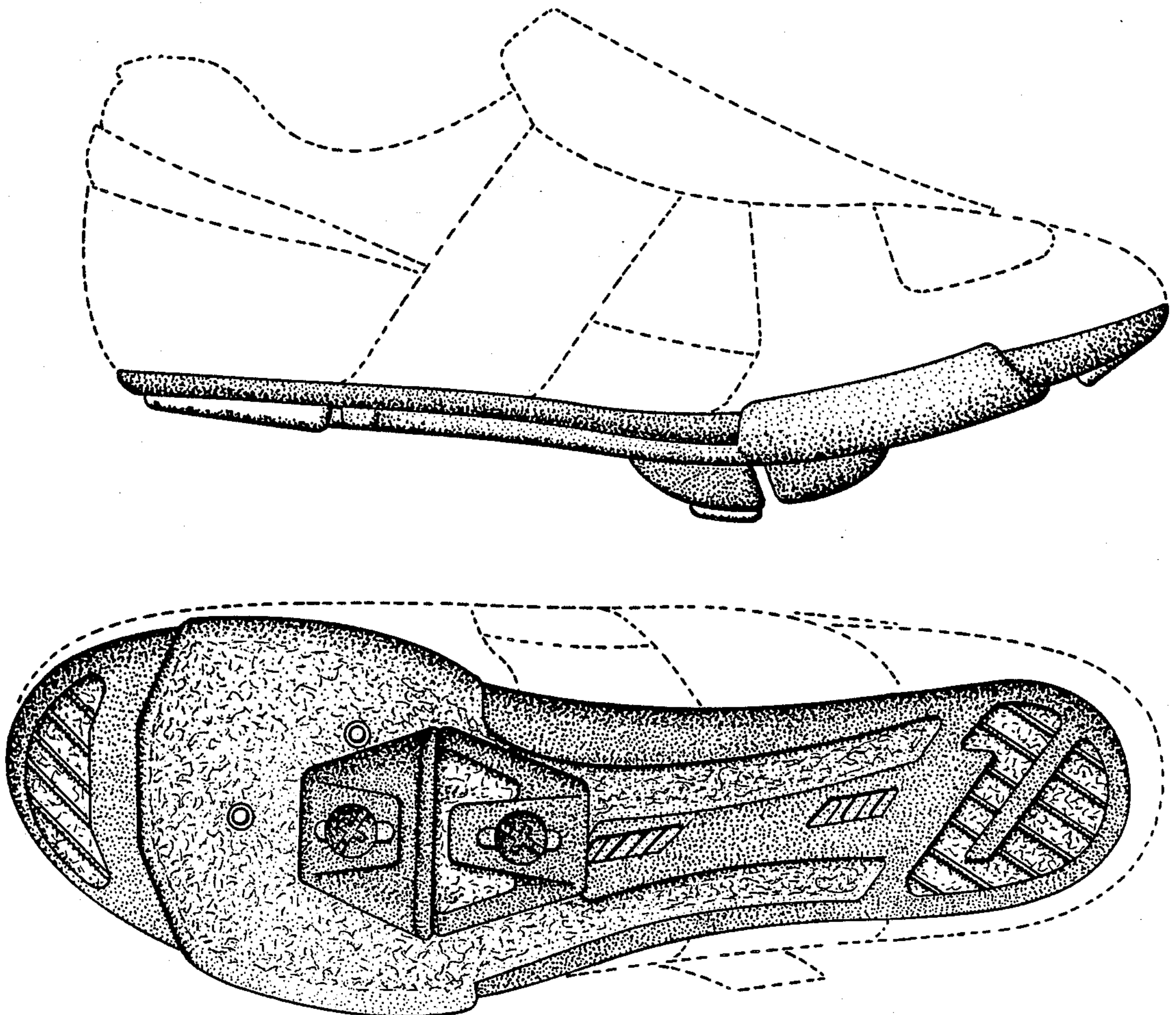


FIG. 1

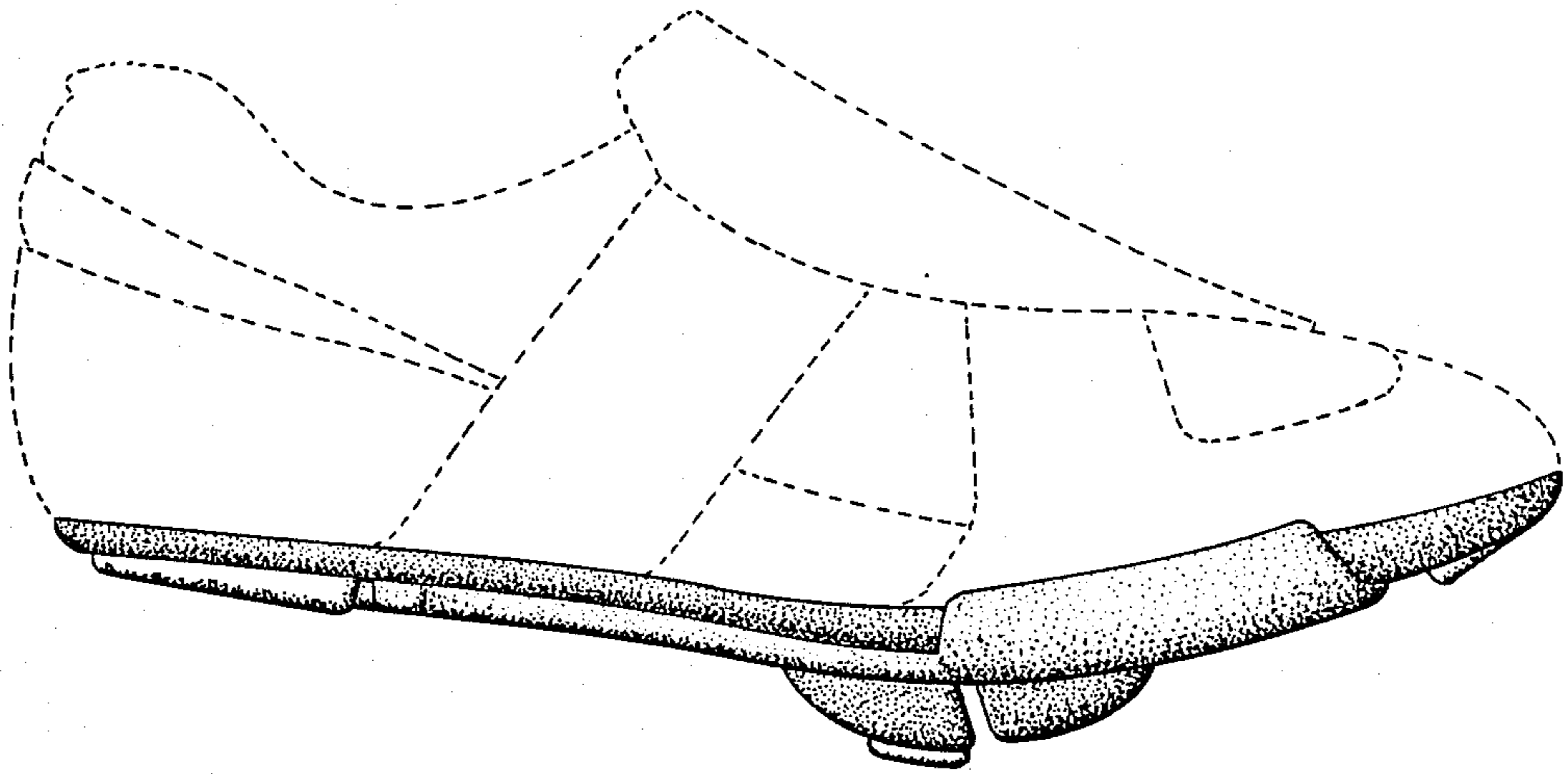


FIG. 2

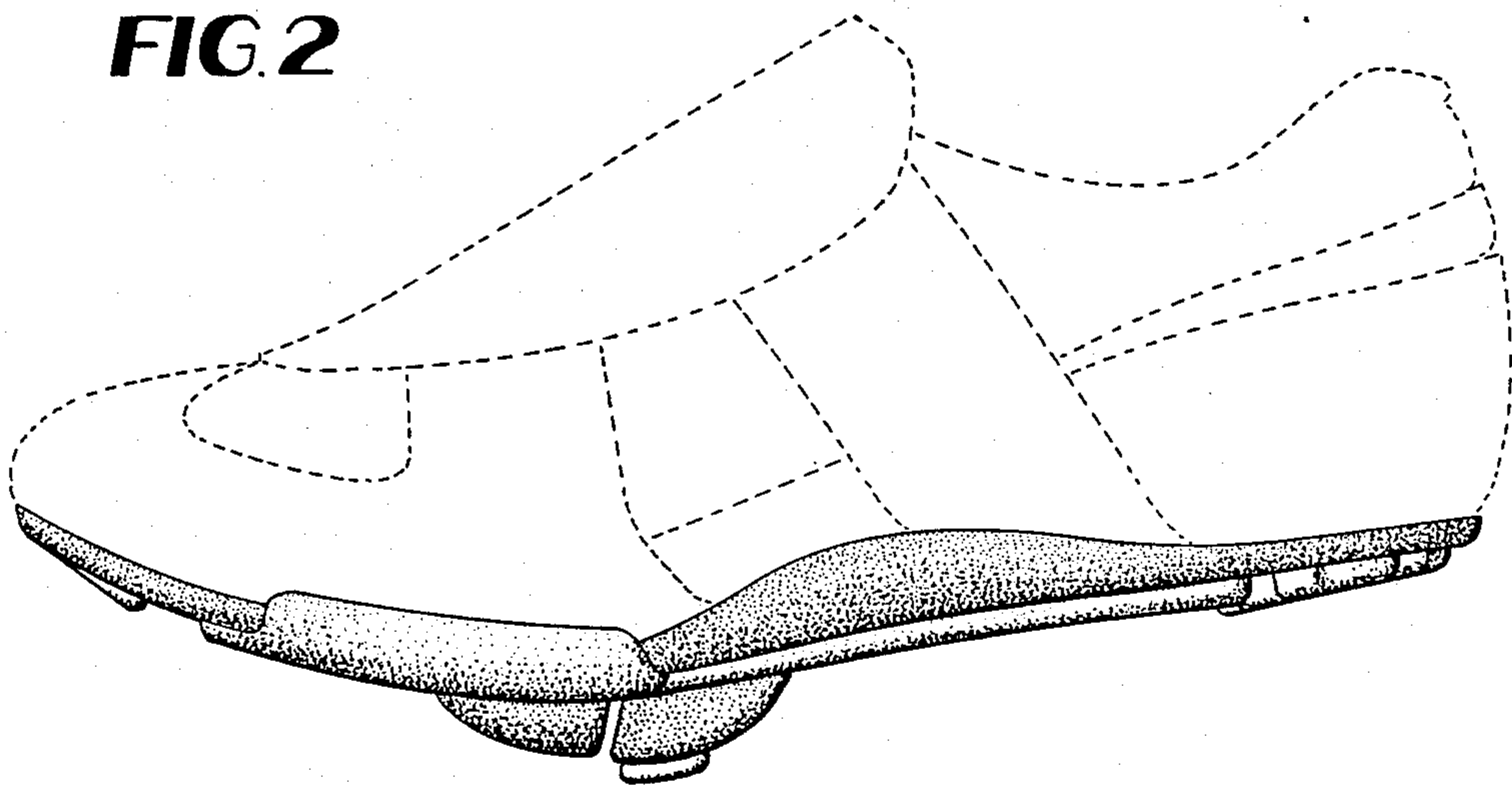


FIG. 3

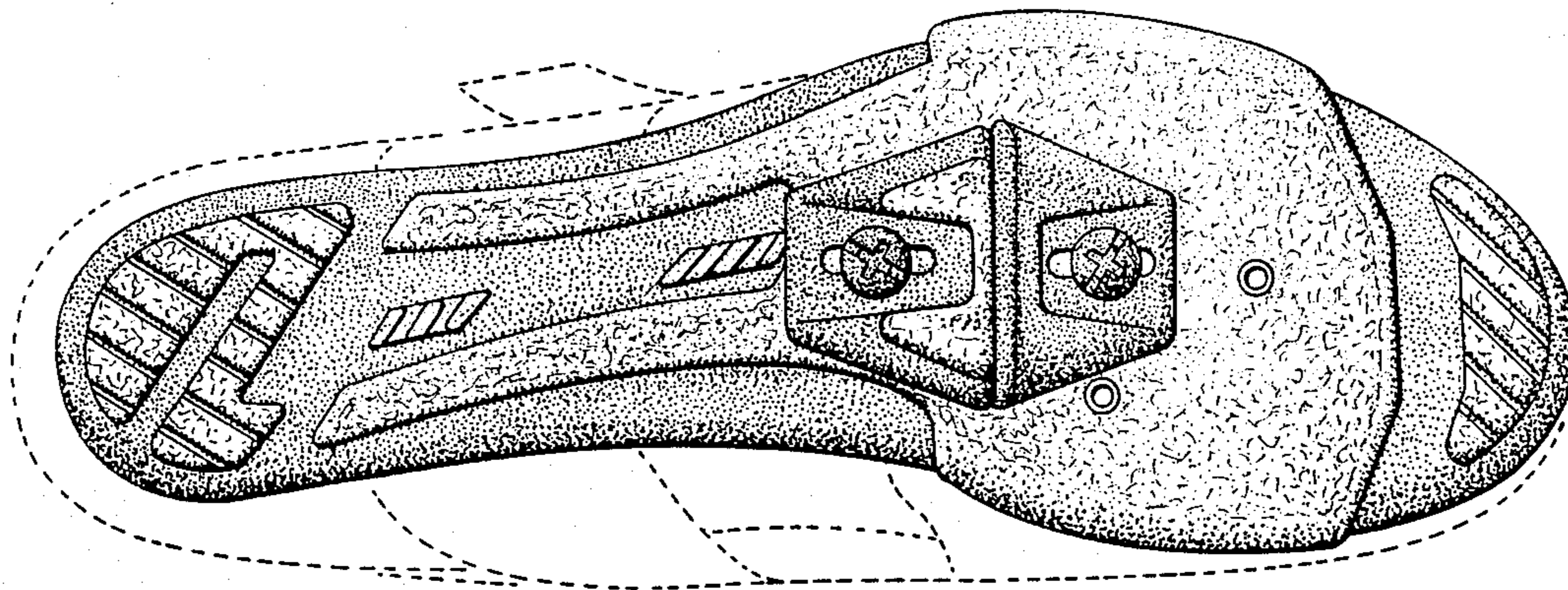


FIG. 4

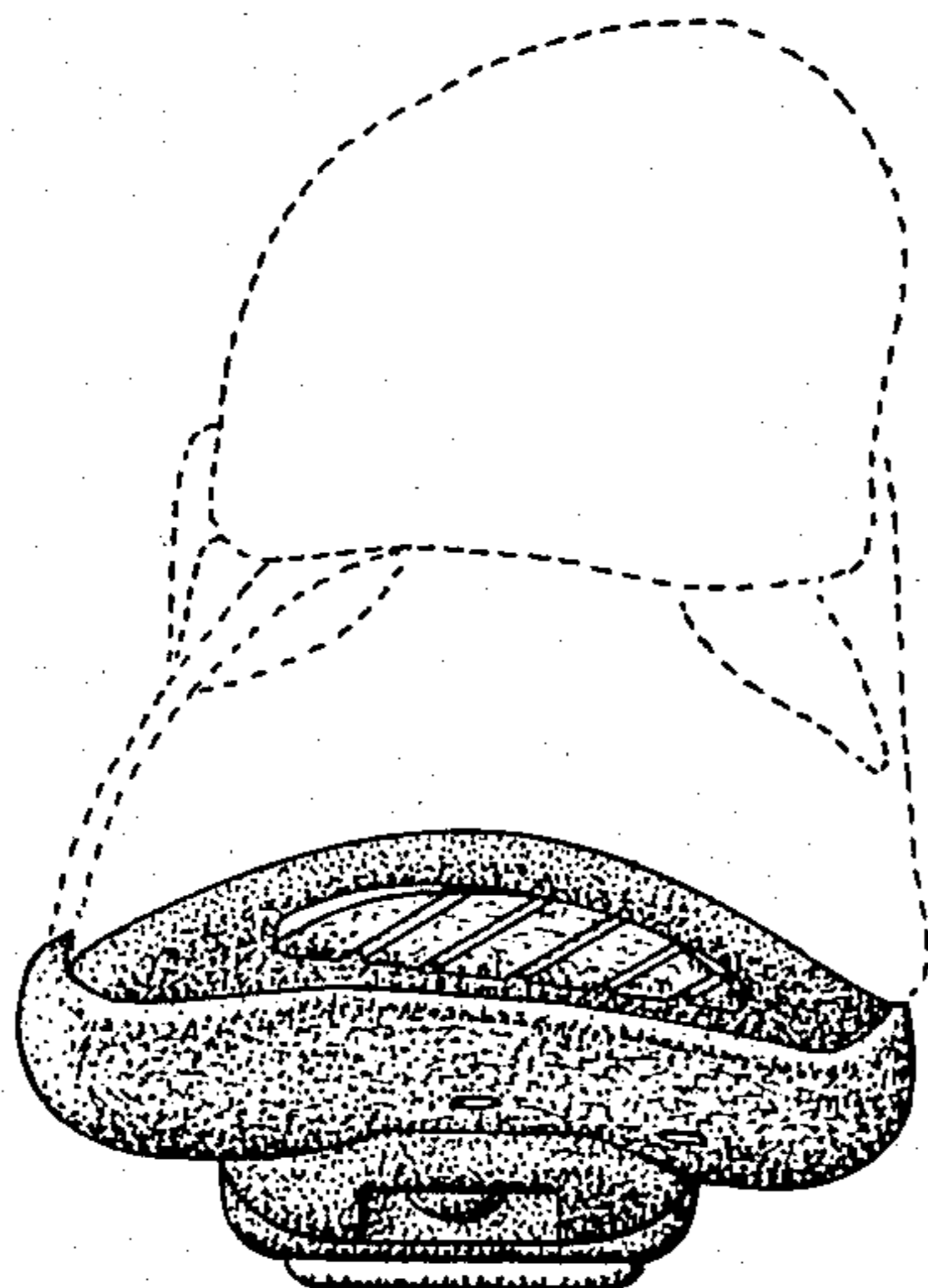


FIG. 5

