

[54] **SHOE UPPER**

[75] **Inventor: Robert Y. Greenberg, Woodland Hills, Calif.**

[73] **Assignee: L.A. Gear, Inc., Los Angeles, Calif.**

• [**] **Term: 14 Years**

[21] **Appl. No.: 111,976**

[22] **Filed: Oct. 22, 1987**

[52] **U.S. Cl. D2/314; D2/310**

[58] **Field of Search D2/264, 265, 268, 269, D2/271, 272, 275, 308-314; 36/45, 83, 84, 102, 103, 106, 112-116, 132, 136**

[56] **References Cited**

U.S. PATENT DOCUMENTS

D. 227,821	7/1973	Askew	D2/309
D. 227,822	7/1973	Askew	D2/309
D. 229,251	11/1973	Askew	D2/309
D. 272,963	3/1984	Muller et al.	D2/310
D. 272,964	3/1984	Feigelstock	D2/310
D. 283,366	4/1986	Chassaing	D2/310
D. 284,039	6/1986	Yoshitake	D2/310
D. 291,383	8/1987	Campbell	D2/309

D. 293,970	2/1988	Brown et al.	D2/314
D. 294,654	3/1988	Liggett et al.	D2/314
D. 294,998	4/1988	Brown et al.	D2/314
D. 296,262	6/1988	Brown et al.	D2/314
D. 297,069	8/1988	Le	D2/312 X
D. 300,083	3/1989	Tonkel	D2/309

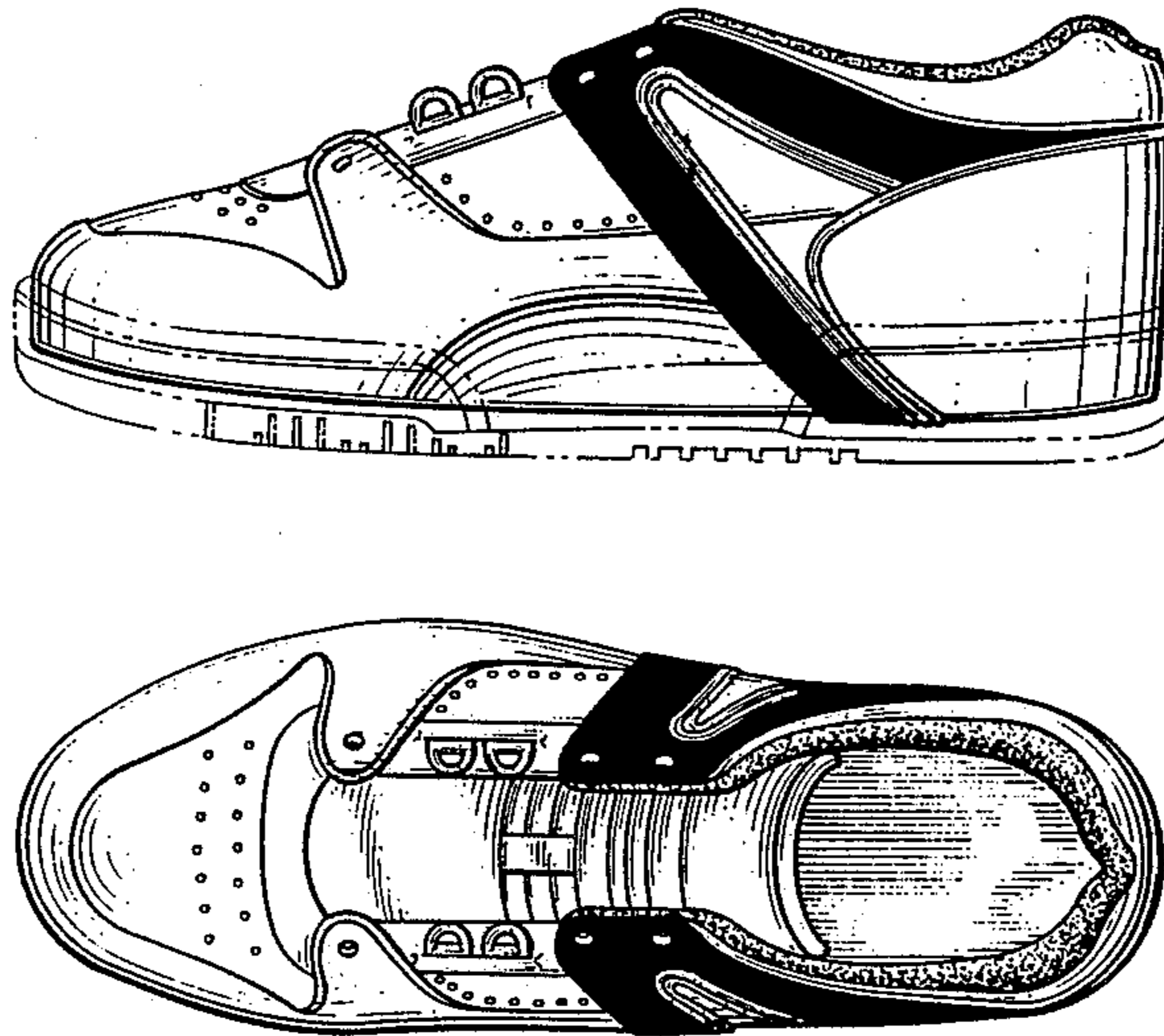
Primary Examiner—Louis S. Zarfaz
Attorney, Agent, or Firm—Marshall A. Lerner

[57] **CLAIM**

The ornamental design for a shoe upper, as shown and described.

DESCRIPTION

FIG. 1 is a right side elevational view of a shoe upper showing my new design;
FIG. 2 is a top plan view thereof;
FIG. 3 is a bottom view thereof;
FIG. 4 is a side elevational view showing the side of the shoe opposite from that shown in FIG. 1;
FIG. 5 is a front elevational view thereof; and
FIG. 6 is a rear elevational view thereof.
The broken line showing of a shoe sole in FIG. 1 is for illustrative purposes only and forms no part of the claimed design.






Fig. 1.

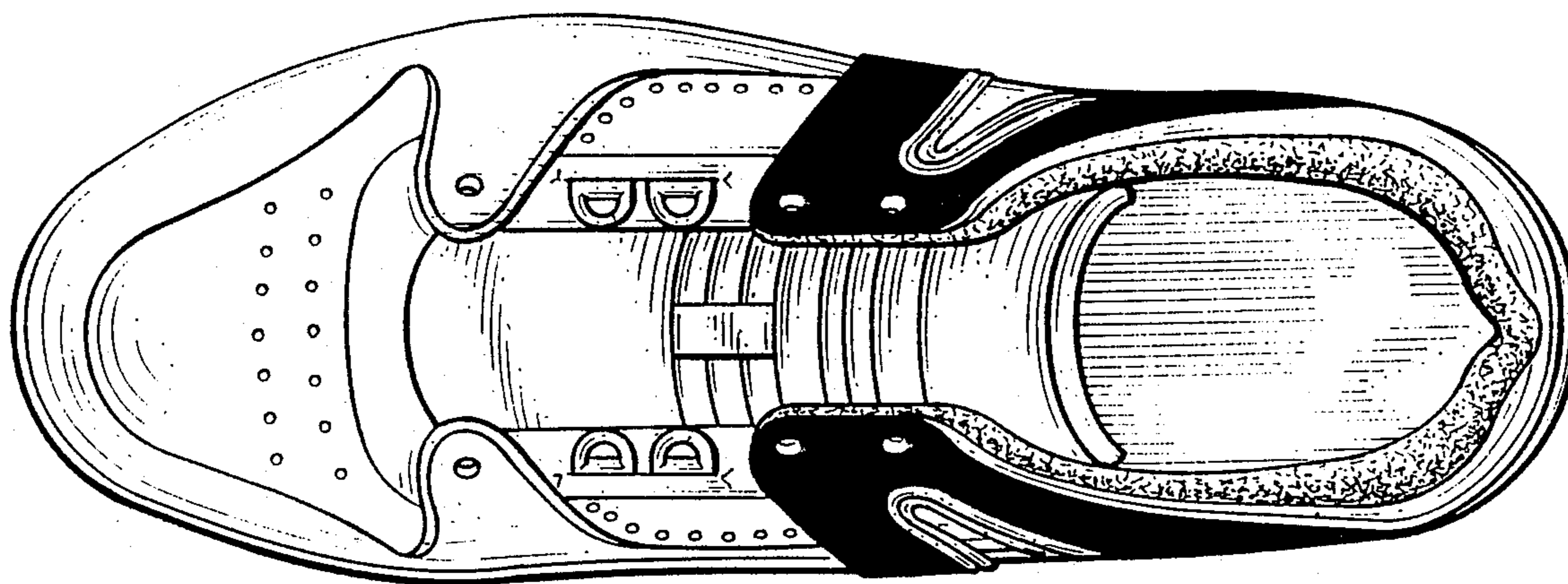


Fig. 2.

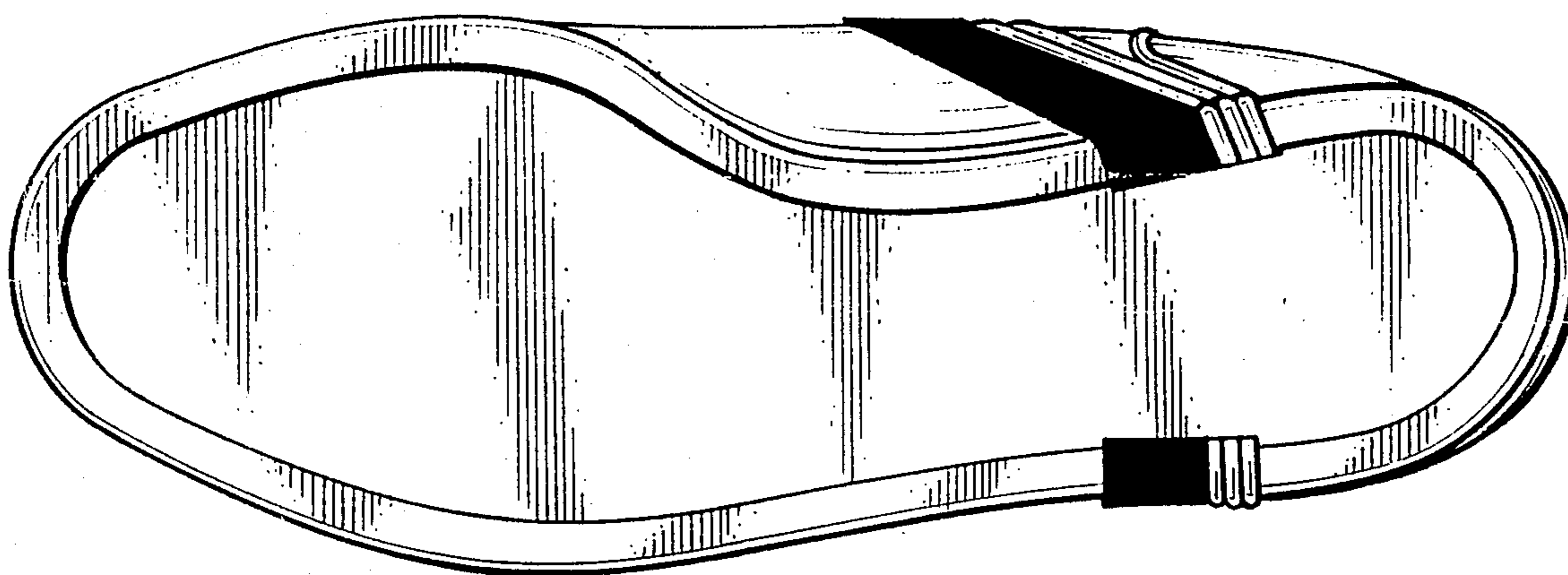


Fig. 3.




Fig. 4.

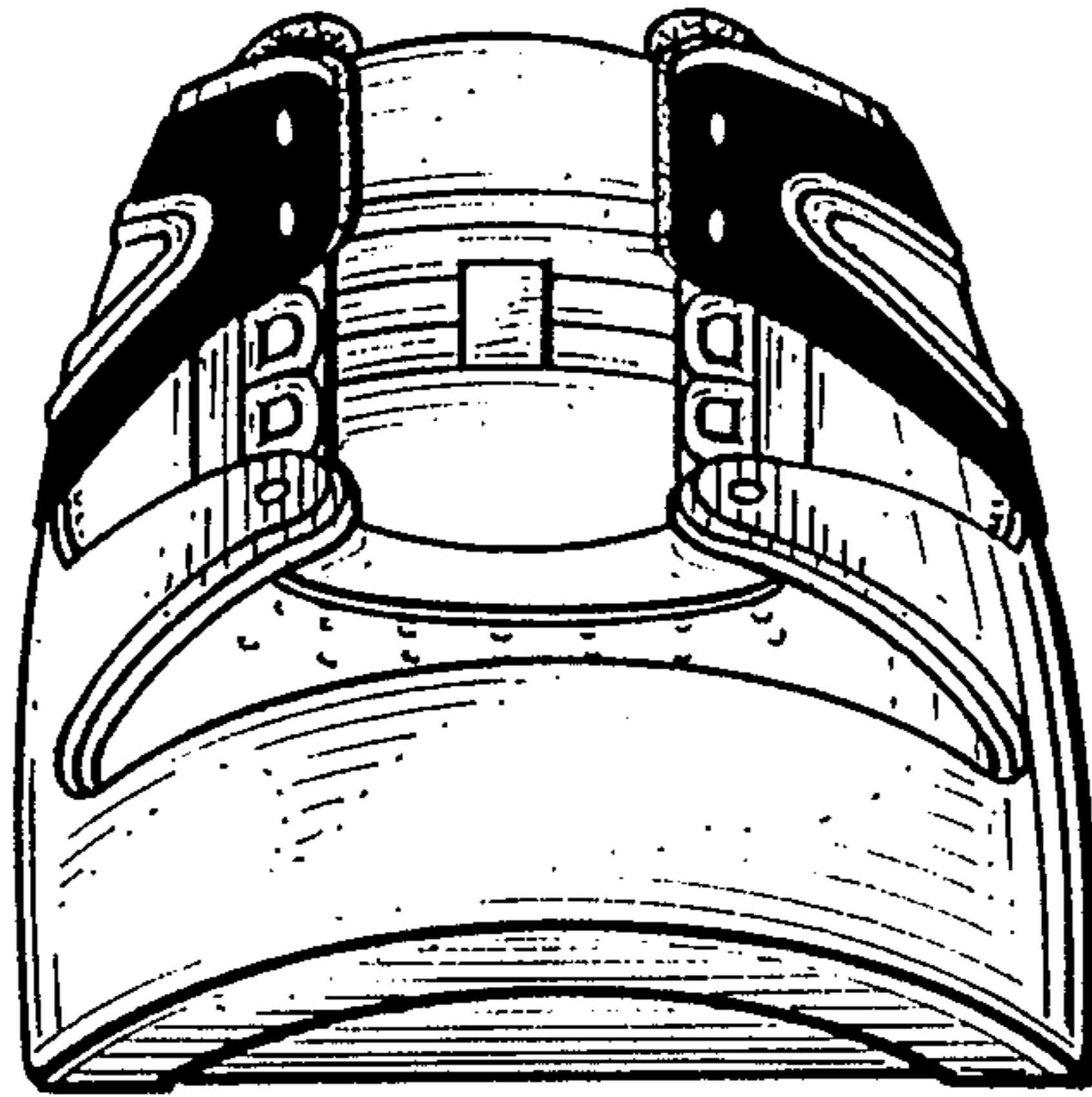


Fig. 5.

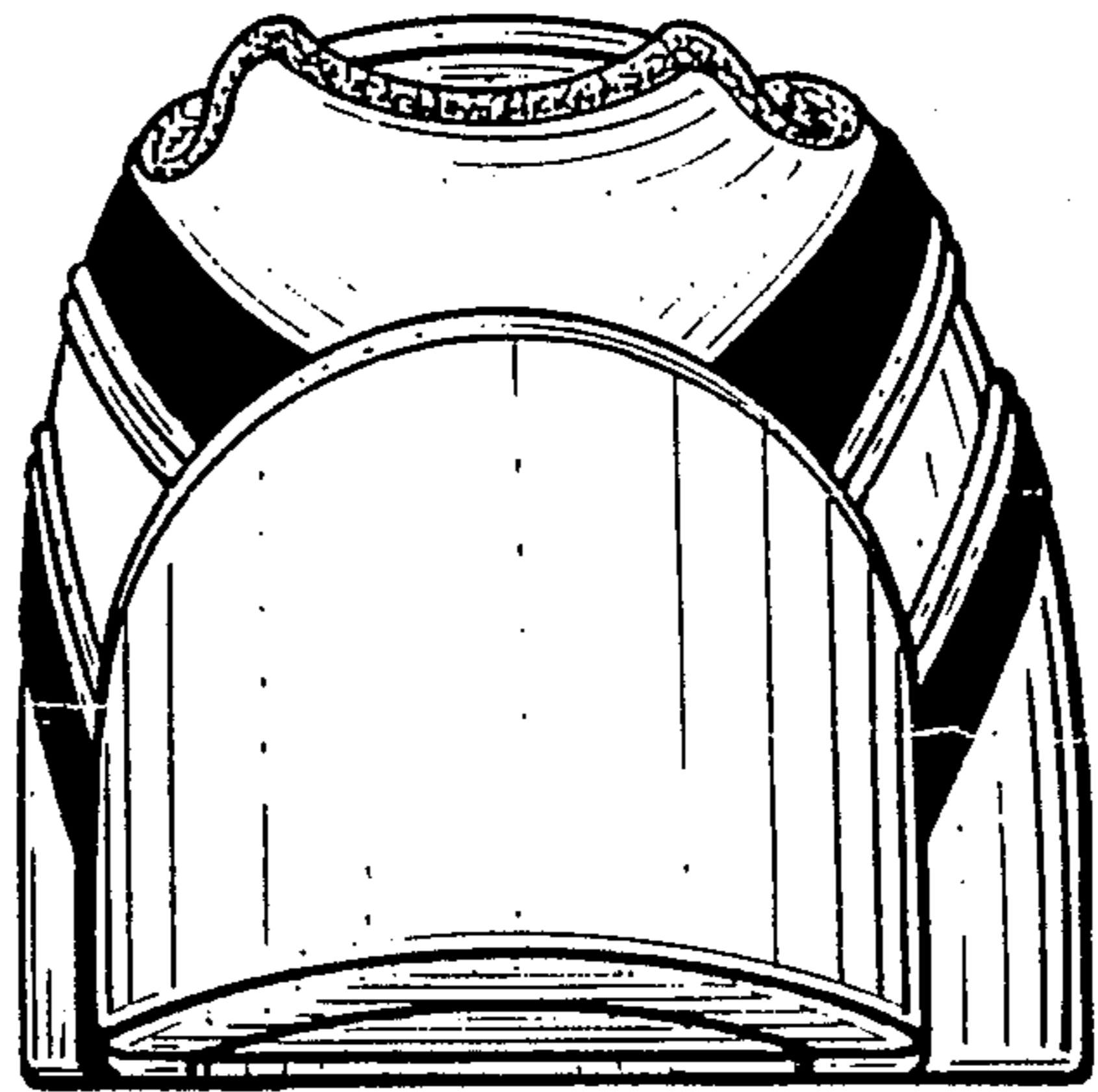


Fig. 6.