

United States Patent [19]

Rumbaugh et al.

[11] Patent Number: **Des. 302,847**

[45] Date of Patent: **** Aug. 15, 1989**

[54] **SPIN CASTING ROD HANDLE**

[75] Inventors: **James T. Rumbaugh**, Tai Chung, Taiwan; **Brad J. Benit**, Spirit Lake, Iowa

[73] Assignee: **Berkley, Inc.**, Spirit Lake, Iowa

[**] Term: **14 Years**

[21] Appl. No.: **896,887**

[22] Filed: **Aug. 15, 1986**

[52] U.S. Cl. **D22/142**

[58] Field of Search **D22/142; 43/20, 22, 43/23, 18.1**

[56] **References Cited**

U.S. PATENT DOCUMENTS

3,276,160 10/1966 Sarah D22/142 X
4,077,150 3/1978 Barnes D22/142 X

4,577,432 3/1986 Brackett et al. 43/23
4,578,890 4/1986 Childre 43/22 X
4,646,460 3/1987 Rambaugh 43/22
4,649,661 3/1987 Myojo 43/22 X

Primary Examiner—A. Hugo Word
Attorney, Agent, or Firm—Faegre & Benson

[57] **CLAIM**

The ornamental design for a spin casting rod handle, as shown and described.

DESCRIPTION

FIG. 1 is a left side elevational view of a spin casting rod handle showing our new design, the right side elevational view being substantially a mirror image thereof;

FIG. 2 is a top plan view thereof;

FIG. 3 is a bottom plan view thereof;

FIG. 4 is a front elevational view thereof; and

FIG. 5 is a rear elevational view thereof.




Fig. 1




Fig. 2




Fig. 3




Fig. 4

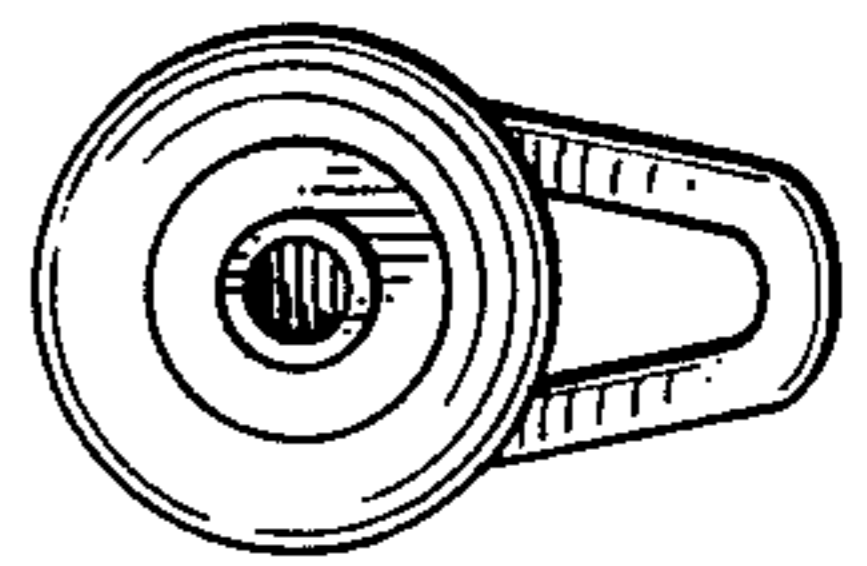


Fig. 5

