

# United States Patent [19]

Rumbaugh et al.

[11] Patent Number: **Des. 302,846**

[45] Date of Patent: **\*\* Aug. 15, 1989**

- [54] **BAIT CASTING ROD HANDLE**
- [75] Inventors: **James T. Rumbaugh**, Tai Chung, Taiwan; **Brad J. Benit**, Spirit Lake, Iowa
- [73] Assignee: **Berkley, Inc.**, Spirit Lake, Iowa
- [\*\*] Term: **14 Years**
- [21] Appl. No.: **896,853**
- [22] Filed: **Aug. 15, 1986**
- [52] U.S. Cl. .... **D22/142**
- [58] Field of Search ..... **D22/142; 43/20, 22, 43/23, 18.1**

[56]

### References Cited

#### U.S. PATENT DOCUMENTS

- 3,276,160 10/1966 Sarah ..... D22/142 X  
4,077,150 3/1978 Barnes ..... D22/142 X

- 4,577,432 3/1986 Brackett et al. .... 43/23  
4,578,890 4/1986 Childre ..... 43/22 X  
4,646,460 3/1987 Rambaugh ..... 43/22  
4,649,661 3/1987 Myojo ..... 43/22 X

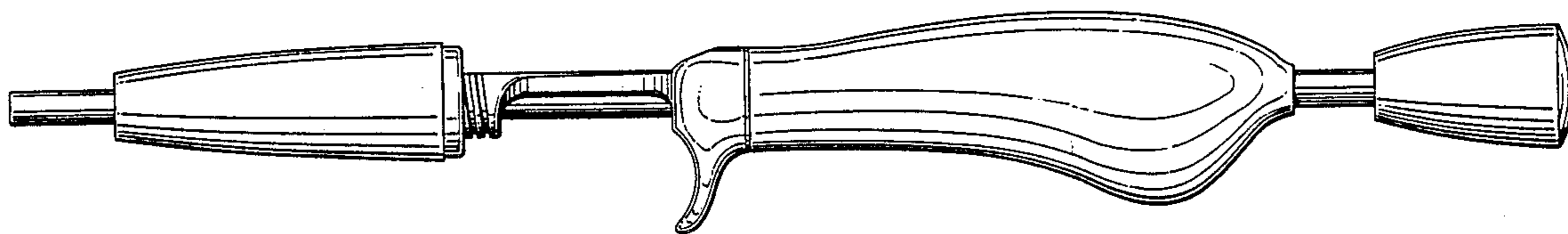
*Primary Examiner*—A. Hugo Word  
*Attorney, Agent, or Firm*—Faegre & Benson

### [57] CLAIM

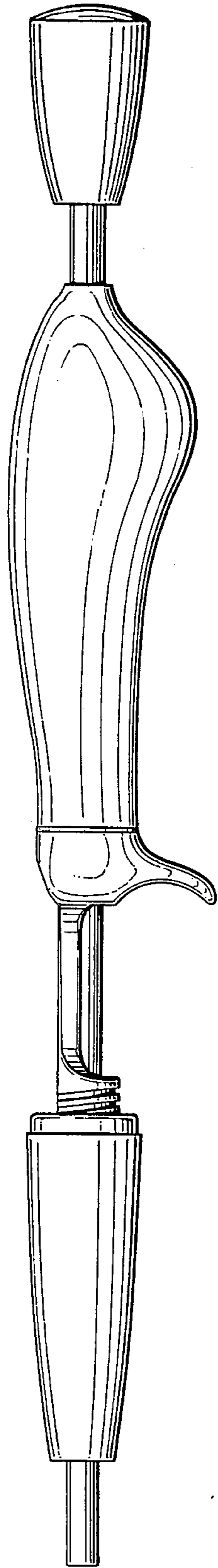
The ornamental design for a bait casting rod handle, as shown and described.

### DESCRIPTION


FIG. 1 is a left side elevational view of a bait casting rod handle showing our new design, the right side elevational view being substantially a mirror image thereof; FIG. 2 is a top plan view thereof; FIG. 3 is a bottom plan view thereof; FIG. 4 is a front elevational view thereof; and FIG. 5 is a rear elevational view thereof.




**Fig. 1**



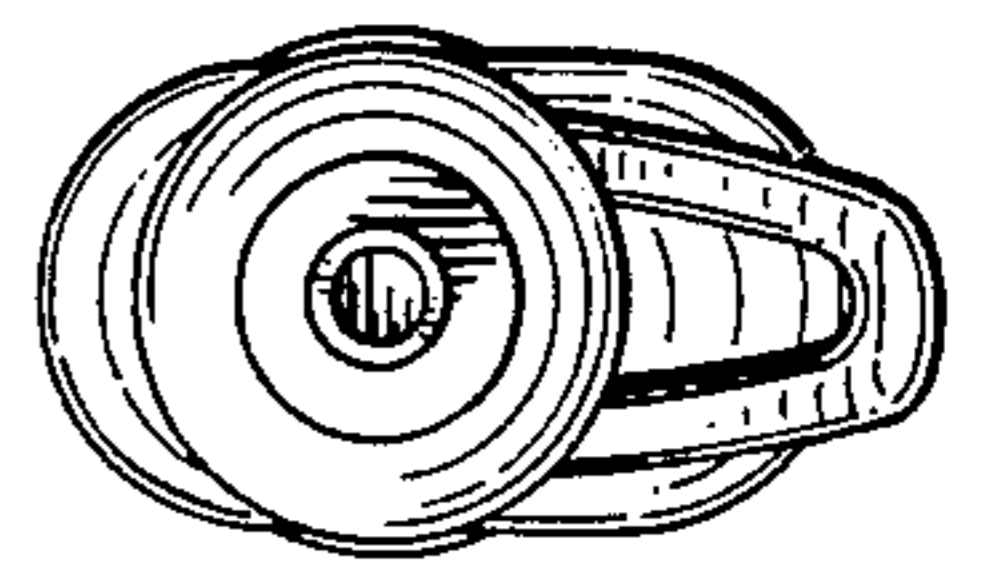
**Fig. 2**



**Fig. 3**



**Fig. 4**



**Fig. 5**

