

[54] **HOLDER FOR RETAINING SMALL OBJECTS MAGNETICALLY**

[76] Inventor: Feather W. King, 165 Reiten Dr., Ashland, Oreg. 97520

[\*] Notice: The portion of the term of this patent subsequent to Apr. 11, 2003 has been disclaimed.

[\*\*] Term: 14 Years

[21] Appl. No.: 804,747

[22] Filed: Nov. 12, 1985

**Related U.S. Application Data**

[63] Continuation-in-part of Ser. No. 442,156, Nov. 16, 1982, Pat. No. D. 282,380, which is a continuation-in-part of Ser. No. 133,434, Mar. 24, 1980, Pat. No. D. 266,934.

[52] U.S. Cl. .... D19/75; D3/27; D19/96

[58] Field of Search ..... D3/20, 22, 27, 30, 34, D3/75; D19/65-66, 70, 75, 93, 96, 97; 220/23; 223/109 A; 206/336, 380, 310, DIG. 818; D9/349-353, 390; D21/51, 53; D28/82; D7/17

[56] **References Cited**

**U.S. PATENT DOCUMENTS**

D. 169,400 4/1953 Wales ..... D21/51  
D. 266,934 11/1982 King ..... D19/96 X  
D. 282,380 1/1986 King ..... D19/75


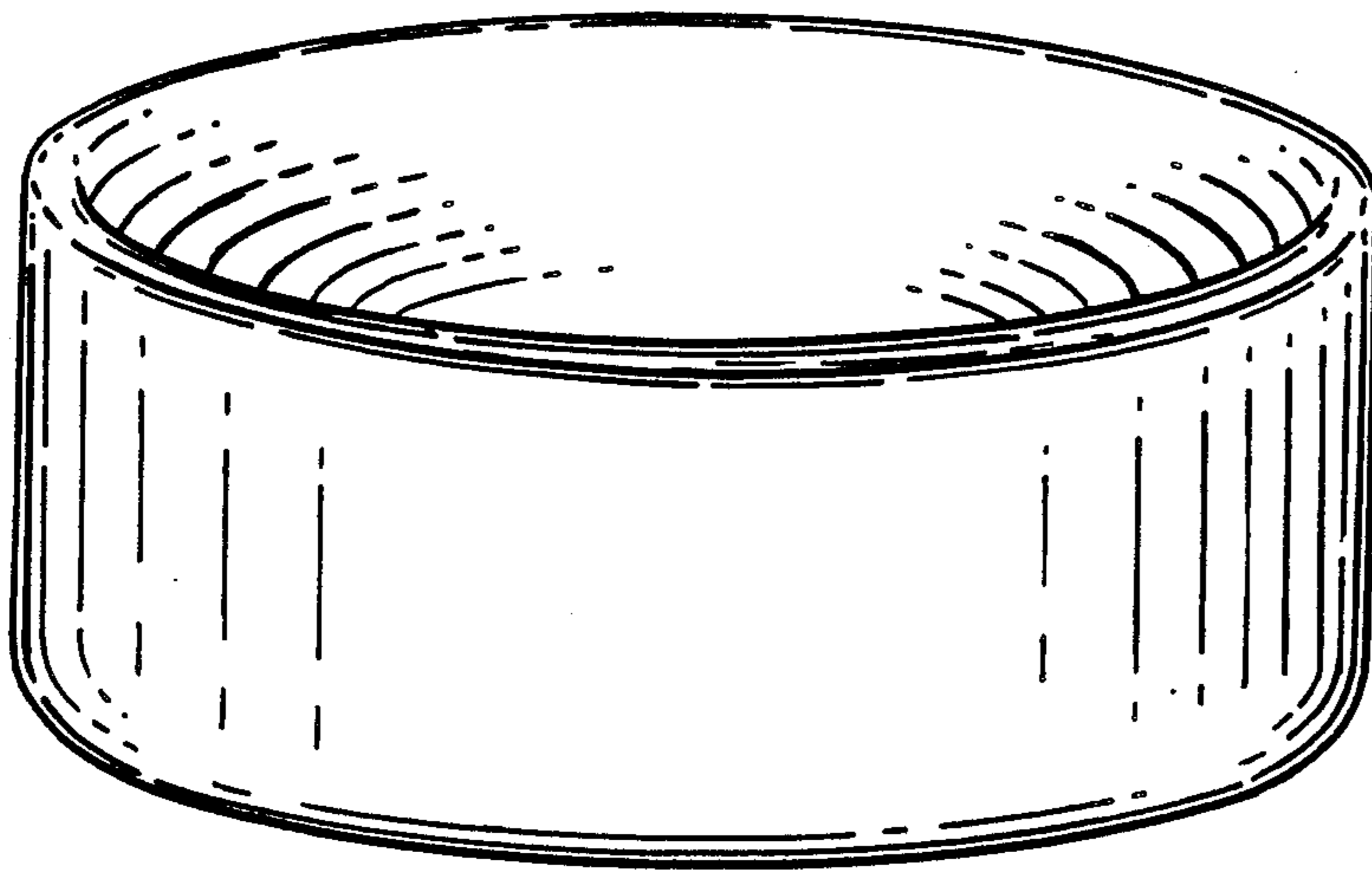
*Primary Examiner*—Bernard Ansher  
*Assistant Examiner*—Terry A. Pfeffer  
*Attorney, Agent, or Firm*—Thomas M. Freiburger

[57] **CLAIM**

The ornamental design for a holder for retaining small objects magnetically, as shown and described.

**DESCRIPTION**

FIG. 1 is a front perspective view of a holder for retaining small objects magnetically showing my new design; FIG. 2 is a top plan view thereof. FIG. 3 is an elevation view thereof. FIG. 4 is a bottom plan view thereof. FIG. 5 is a front cross-sectional view taken along line 5—5 of FIG. 2.



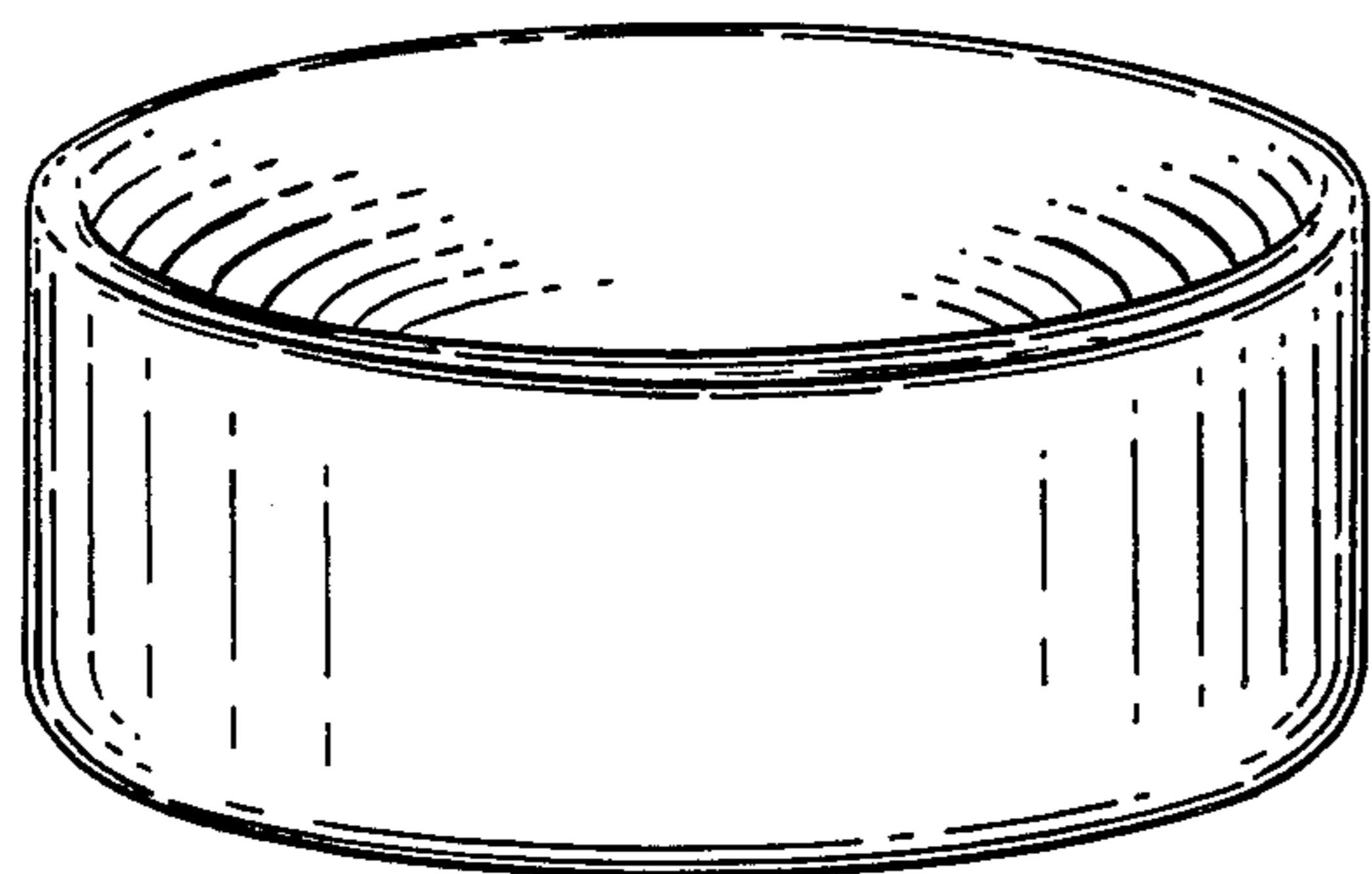


FIG. 1

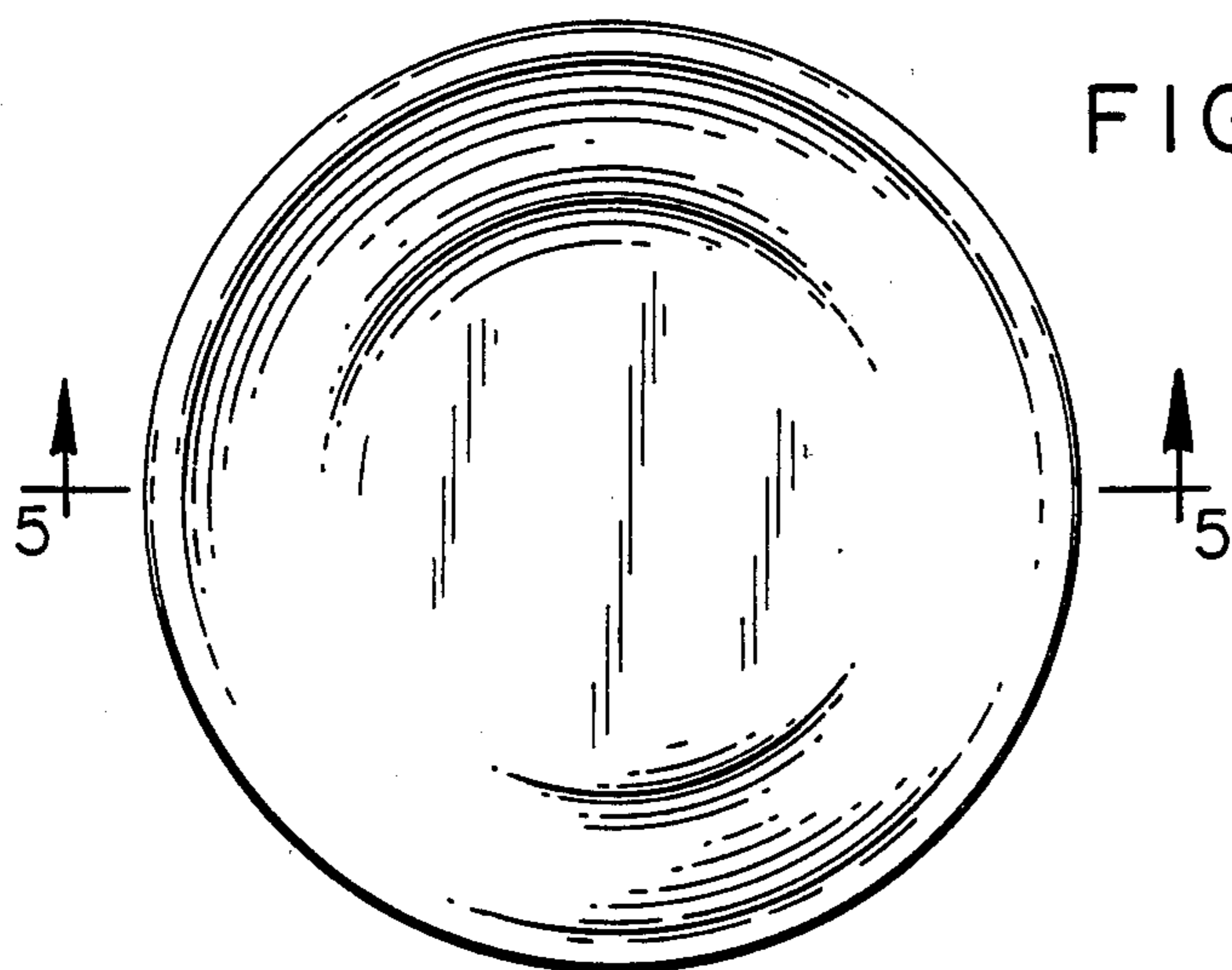


FIG. 2




FIG. 3




FIG. 5

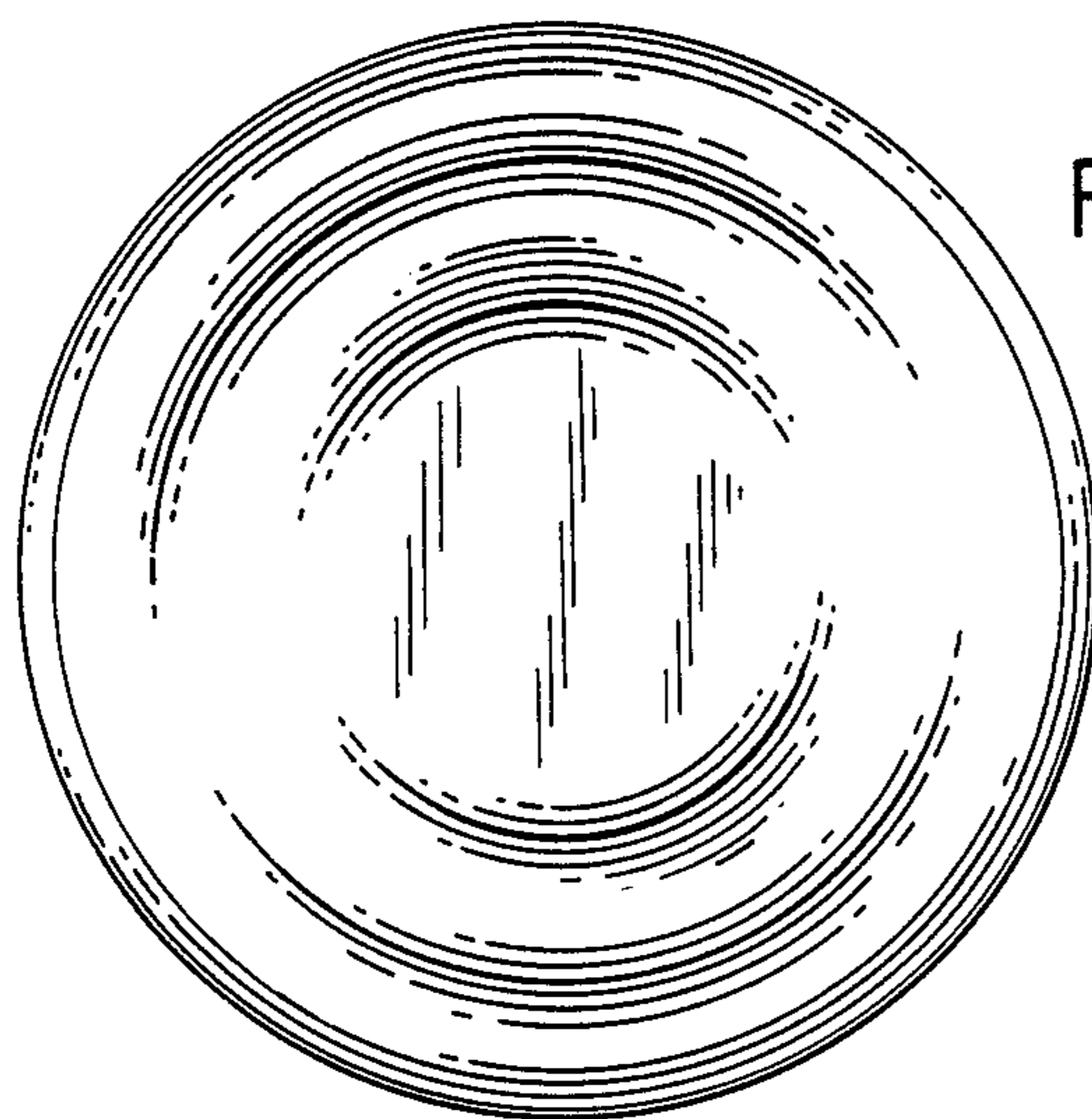


FIG. 4