

[54] **INK RIBBON CASSETTE FOR ELECTRONIC TYPEWRITER**

[75] Inventors: Aiko Endo, Tokyo; Yasuo Ohba, Yokohama, both of Japan

[73] Assignee: Canon Kabushiki Kaisha, Tokyo, Japan

[\*\*] Term: 14 Years

[21] Appl. No.: 43,295

[22] Filed: Apr. 28, 1987

[30] **Foreign Application Priority Data**

Feb. 9, 1987 [JP] Japan ..... 62-4942

[52] U.S. Cl. .... D18/12

[58] Field of Search ..... D18/12, 22, 23, 99; 400/196.1, 208

[56] **References Cited**

**U.S. PATENT DOCUMENTS**

- D. 244,965 7/1977 Trezise et al. .... D18/12
- D. 261,277 10/1981 Hashimoto et al. .... D18/12
- D. 272,544 2/1984 Daughters ..... D18/12
- D. 275,404 9/1984 Hashimoto ..... D18/22

- D. 281,330 11/1985 Kando ..... D18/12
- D. 286,058 10/1986 Yamamoto ..... D18/22
- D. 290,715 7/1987 Omino et al. .... D18/12
- 3,918,569 11/1975 Parker ..... D18/12 X
- 4,400,103 8/1983 Daughters ..... 400/208
- 4,496,255 1/1985 Meintrup et al. .... 400/208
- 4,511,271 4/1985 Oberto .

Primary Examiner—James R. Largen  
Attorney, Agent, or Firm—Fitzpatrick, Cella, Harper & Scinto

[57] **CLAIM**

The ornamental design for an ink ribbon cassette for electronic typewriter, as shown and described.

**DESCRIPTION**

FIG. 1 is a front elevational view of an ink ribbon cassette for electronic typewriter showing our new design; FIG. 2 is a rear elevational view thereof; FIG. 3 is a top plan view thereof; FIG. 4 is a bottom plan view thereof; FIG. 5 is a left side elevational view thereof; FIG. 6 is a right side elevational view thereof; and FIG. 7 is a perspective view taken from the top, rear and left side thereof.

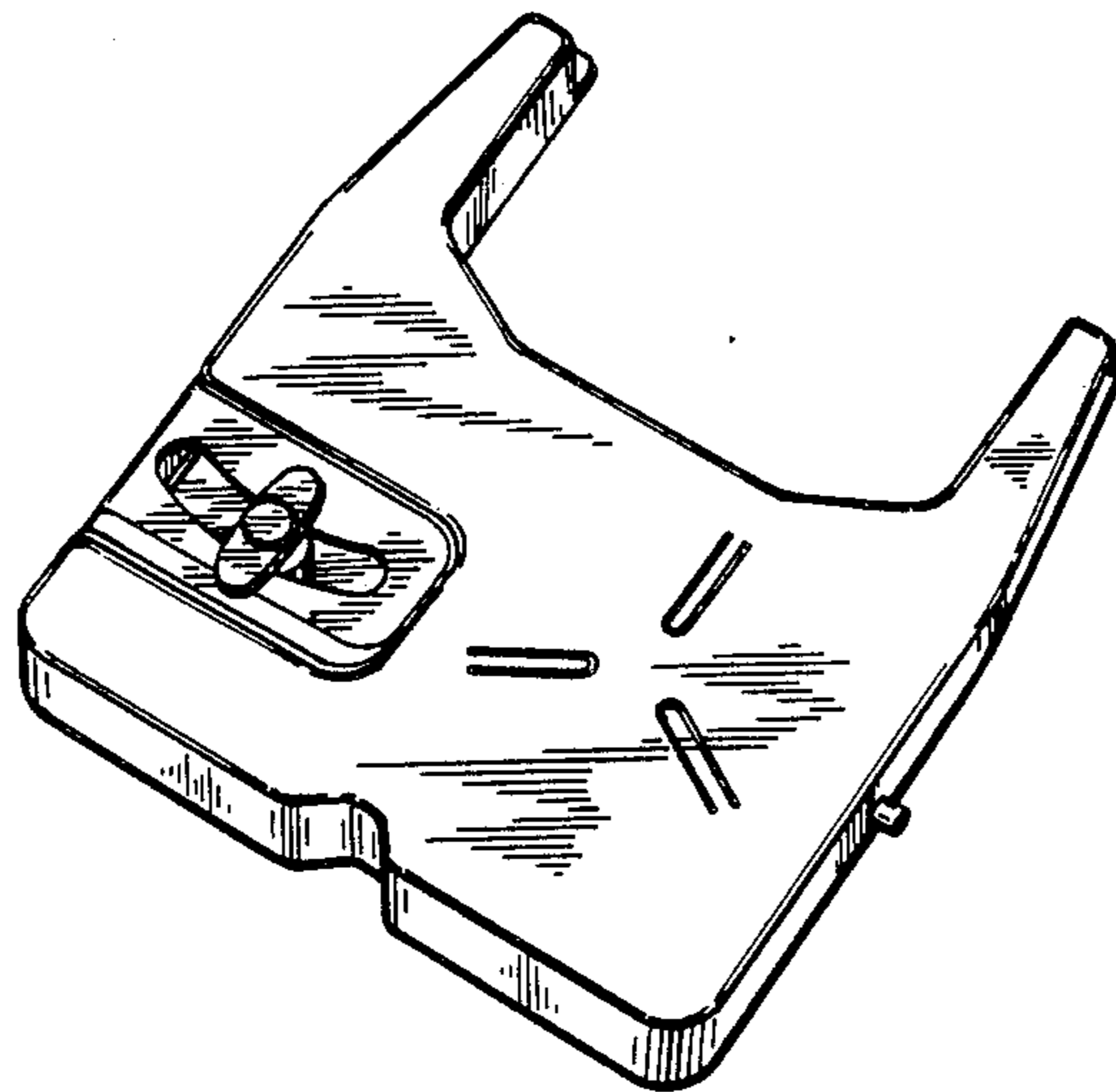


FIG. 1

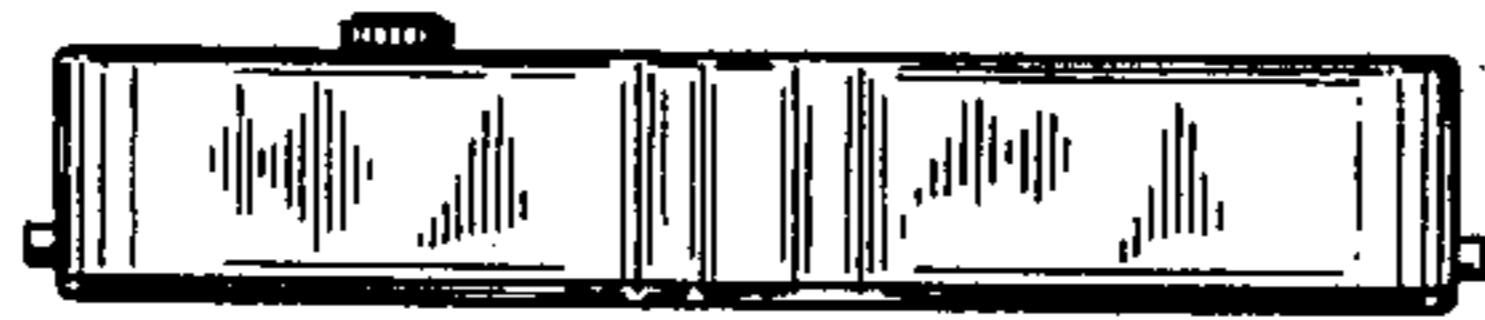


FIG. 2




FIG. 3

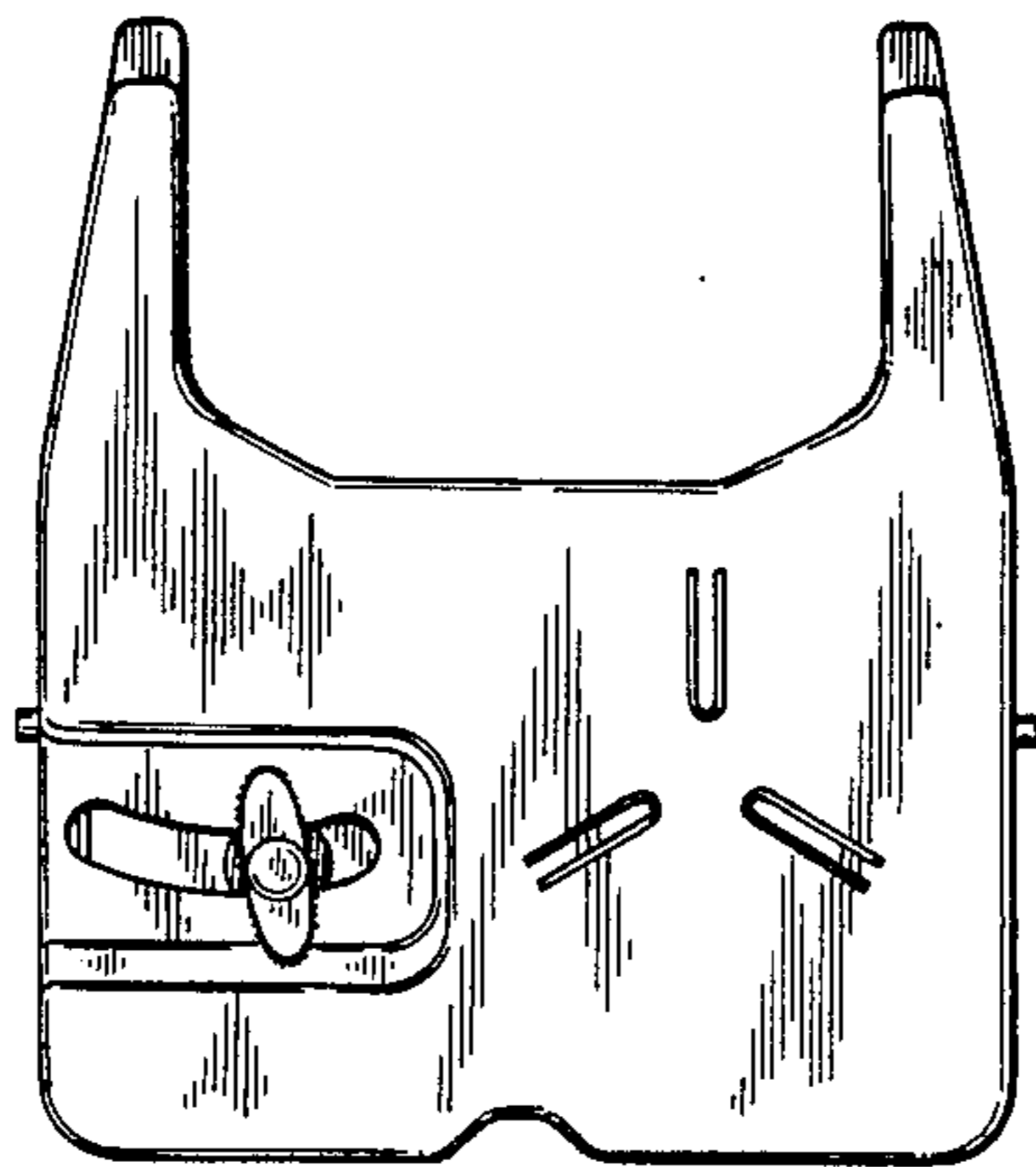


FIG. 4

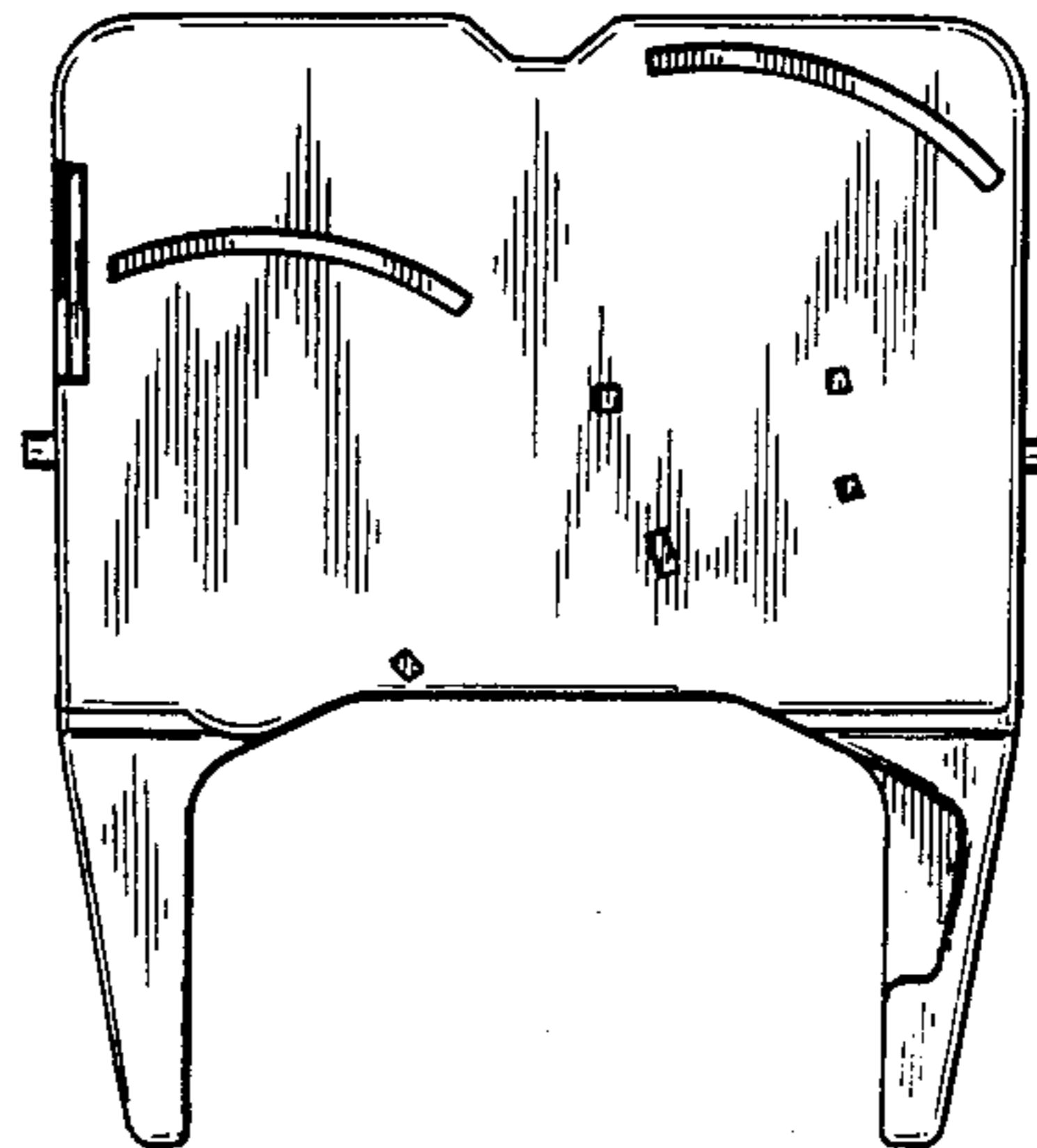


FIG. 5



FIG. 6




FIG. 7

