

[54] GUNSMITH TOOL SET

[76] Inventors: Erbin C. Wilson; Edward E. Wilson, both of 1521 Florida St., Gastonia, N.C. 28052

[**] Term: 14 Years

[21] Appl. No.: 705,146

[22] Filed: Feb. 25, 1985

[52] U.S. Cl. D8/107

[58] Field of Search D8/14, 105, 83, 107, D8/82, 86; 81/6, 7, 8, 15.9, 177.1, 489, 82, 86; 29/1.1, 267, 270, 225, 230

[56] References Cited

U.S. PATENT DOCUMENTS

D. 206,187	11/1966	Romaniuk	D8/86
D. 206,188	11/1966	Romaniuk	D8/86
D. 273,360	4/1984	Hill	D8/105 X
2,158,728	5/1939	Peters	D8/83 X
2,576,751	11/1951	Dortmund	81/489
2,697,871	12/1954	Herman et al.	29/270 X
2,885,917	5/1959	Smith	81/15.9
4,321,737	3/1982	McIntyre	29/1.1

OTHER PUBLICATIONS

Henry Schein Inc. Dental Catalog, 1982, p. 152, Tool scaler hook end.

Hobby Gunsmithing, Ralph T. Walker, 1978, p. 94, wood chisel set and p. 92, tool set probe.

S. S. White Co. General Catalog, ©1964, 65 edition, p. 54, plugger hook end and plugger end #14.

Primary Examiner—Susan J. Lucas

Attorney, Agent, or Firm—Bell, Seltzer, Park & Gibson

[57] CLAIM

The ornamental design for gunsmith tool set, as shown and described.

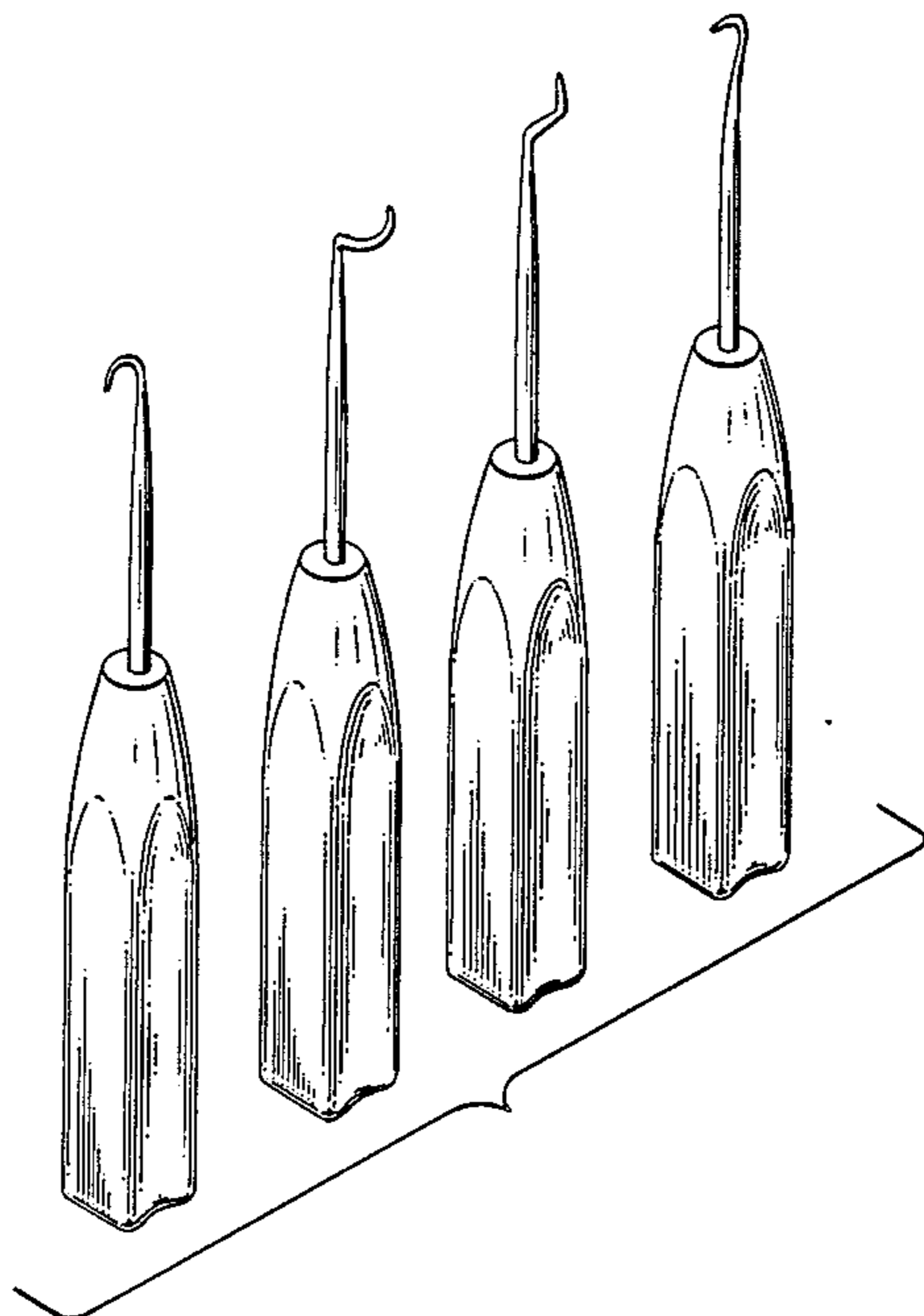
DESCRIPTION

FIG. 1 is a top, side perspective view of a gunsmith tool set showing our new design, the opposite sides of the handles being identical to the sides shown;

FIG. 2 is a top plan view thereof; and

FIG. 3 is a side elevational view of the top portions of the tool set, the shafts and handles being omitted for convenience of illustration.

The opposite side of the design shown in FIG. 1 is substantially the same as that side shown.



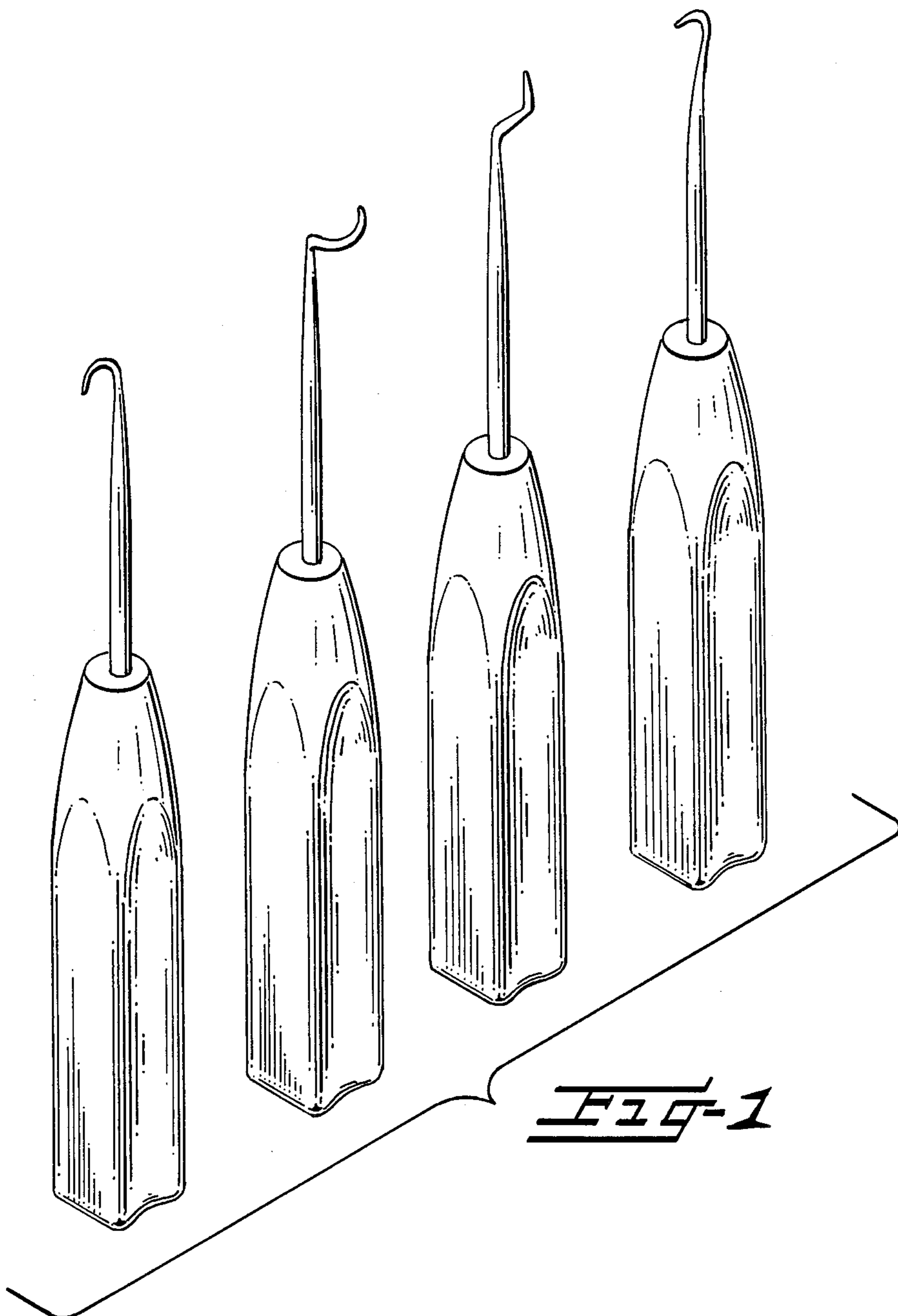


FIG-1



FIG-2

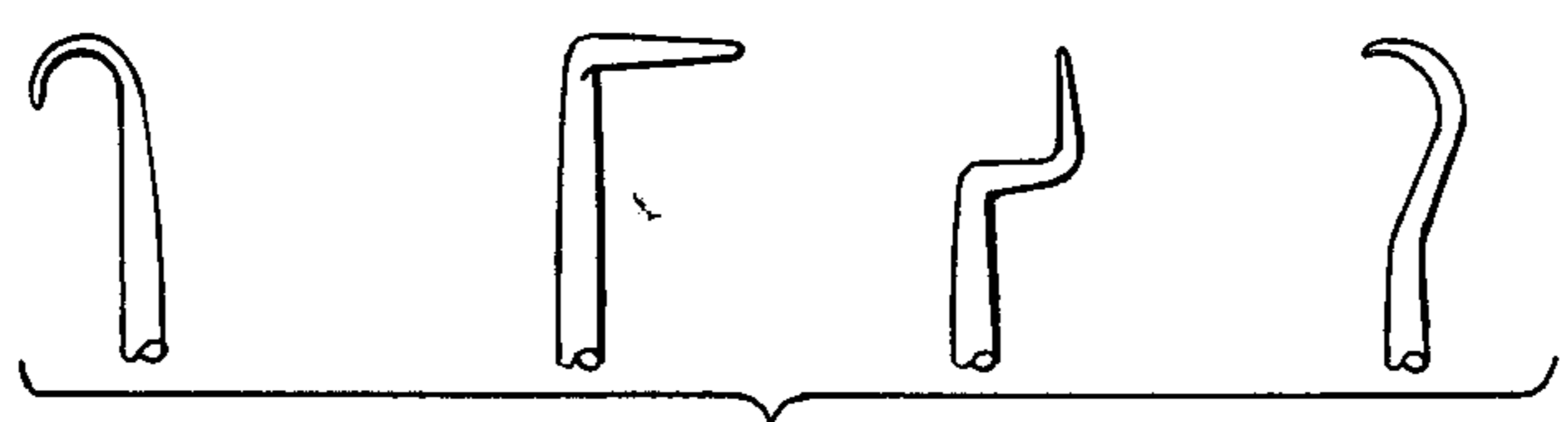


FIG-3