

[54] SHOE INNERSOLE

[75] Inventors: W. J. Peoples; Neal Kramer, both of Allentown, Pa.

[73] Assignee: Polymer Dynamics (Delaware) Ltd, Lehigh Valley, Pa.

[**] Term: 14 Years

[21] Appl. No.: 901,161

[22] Filed: Aug. 26, 1986

[52] U.S. Cl. D2/318

[58] Field of Search D2/264, 265, 268-272, D2/274, 308-314, 317-322; 36/3 B, 15, 25 R, 28, 29, 32 R, 43, 44, 59 R, 59 C, 102-106, 132, 136

[56] References Cited

U.S. PATENT DOCUMENTS

D. 287,302	12/1986	Peterson	D2/318
D. 290,423	6/1987	Peterson	D2/318
4,219,945	9/1980	Rudy	36/29

OTHER PUBLICATIONS

Harper's Bazaar, 8/1953, p. 76-Innersole at left center.

Primary Examiner—Louis S. Zarfaz
Attorney, Agent, or Firm—Richard O. Church

[57] CLAIM

The ornamental design for a shoe innersole, as shown and described.

DESCRIPTION

FIG. 1 is a top plan view of a shoe innersole showing our new design;
 FIG. 2 is a bottom plan view, the continuous surface texture being fragmentally shown;
 FIG. 3 is a left side elevational view;
 FIG. 4 is a right side elevational view;
 FIG. 5 is a front elevational view;
 FIG. 6 is a rear elevational view;
 FIG. 7 is a sectional view taken along line 7—7 in FIG. 1;
 FIG. 8 is a sectional view taken along line 8—8 in FIG. 1;
 FIG. 9 is a sectional view taken along line 9—9 in FIG. 1; and
 FIG. 10 is a sectional view taken along line 10—10 in FIG. 1.

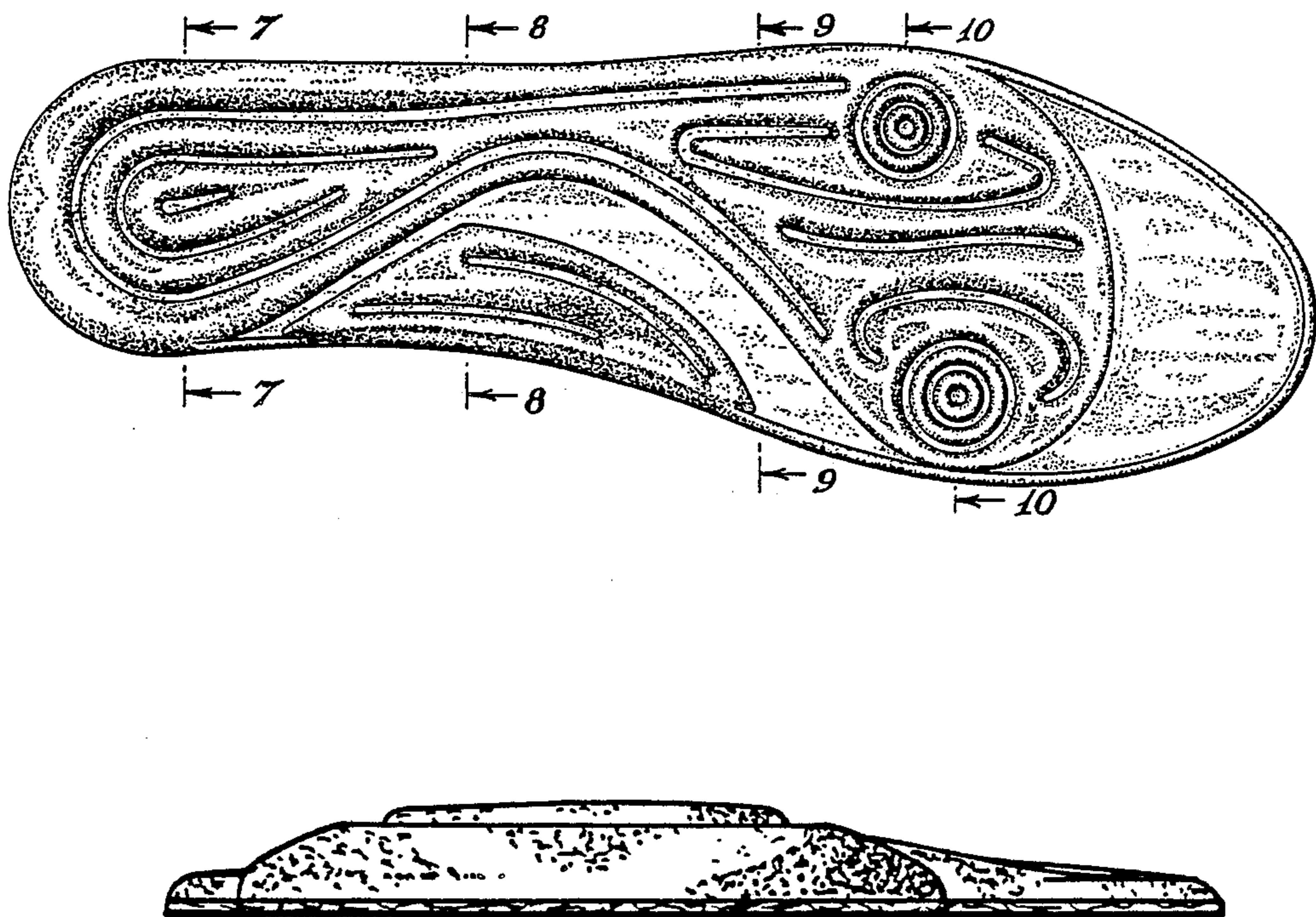


Fig. 1

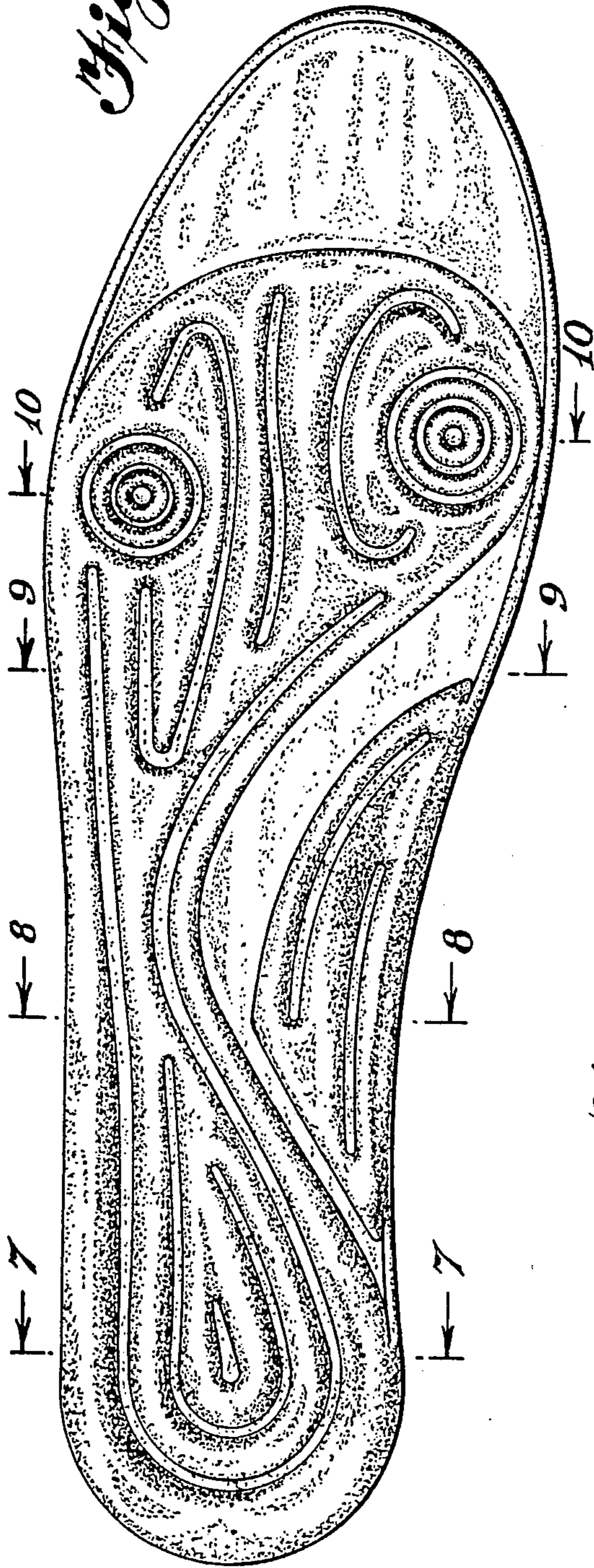


Fig. 2

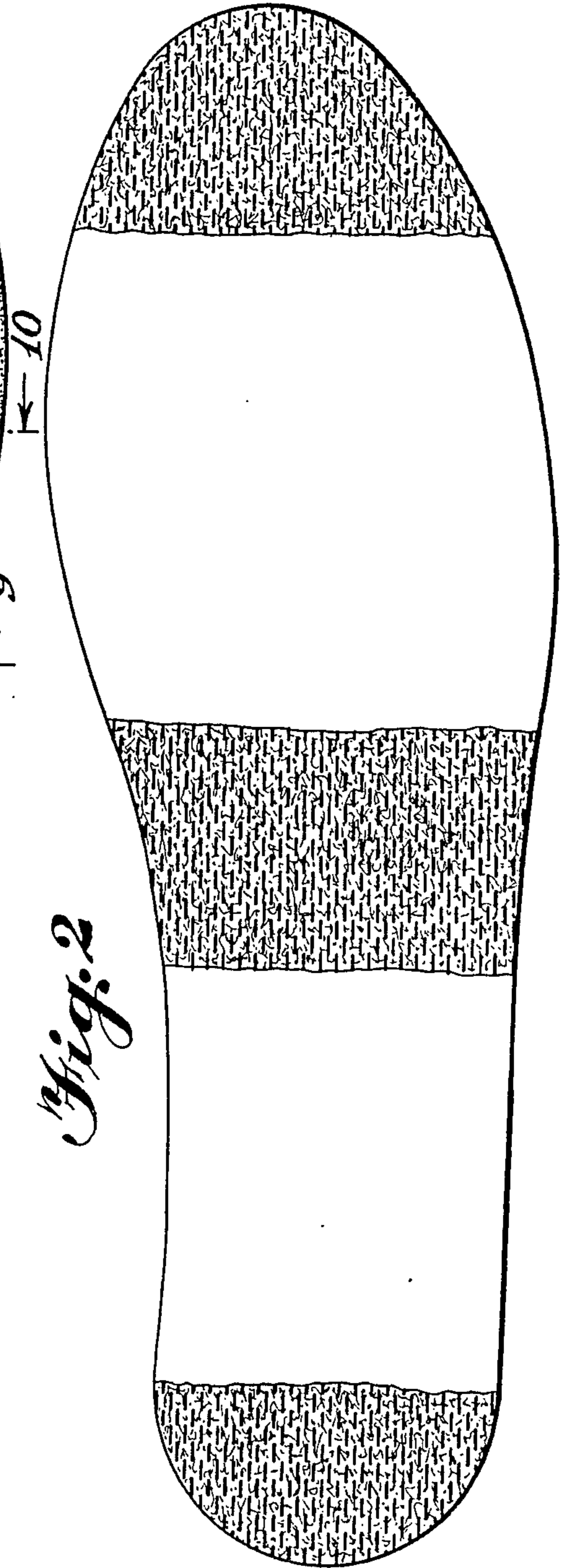


Fig. 3



Fig. 4



Fig. 6



Fig. 8



Fig. 5



Fig. 7



Fig. 10



Fig. 9

