

[54] **WRINGER SPONGE MOP**
[75] **Inventor: Douglas R. Batchelor, Chicago, Ill.**
[73] **Assignee: Libman Broom Company, Arcola, Ill.**
[**] **Term: 14 Years**
[21] **Appl. No.: 947,484**
[22] **Filed: Dec. 29, 1986**
[52] **U.S. Cl. D32/44; D32/51**
[58] **Field of Search D32/35, 40-45,
D32/50-52; 15/105-106, 111, 116.1, 117, 119
R, 119 A, 145-146, 147 R, 147 A-147 D, 171,
229.1-229.9, 248 R, 244.1-244.4, 245, 260**

2,224,462 12/1940 Williams 15/244.1 X
2,653,336 9/1953 Berndsen D32/50 X
2,750,613 6/1956 Trindl D32/59 X
2,762,070 9/1956 Tingley 15/119 A

Primary Examiner—Wallace R. Burke
Assistant Examiner—Lavone D. Tabor
Attorney, Agent, or Firm—Marshall, O'Toole, Gerstein,
Murray & Bicknell

[56] **References Cited**
U.S. PATENT DOCUMENTS
D. 280,769 9/1985 Johnson et al. D32/44
D. 295,913 5/1988 Jones et al. D32/44

[57] **CLAIM**
The ornamental design for a wringer sponge mop, as shown and described.

DESCRIPTION
FIG. 1 is a perspective view of a wringer sponge mop showing my new design;
FIG. 2 is a side elevational view thereof;
FIG. 3 is a front elevational view thereof;
FIG. 4 is a rear elevational view thereof; and
FIG. 5 is a top plan view thereof.

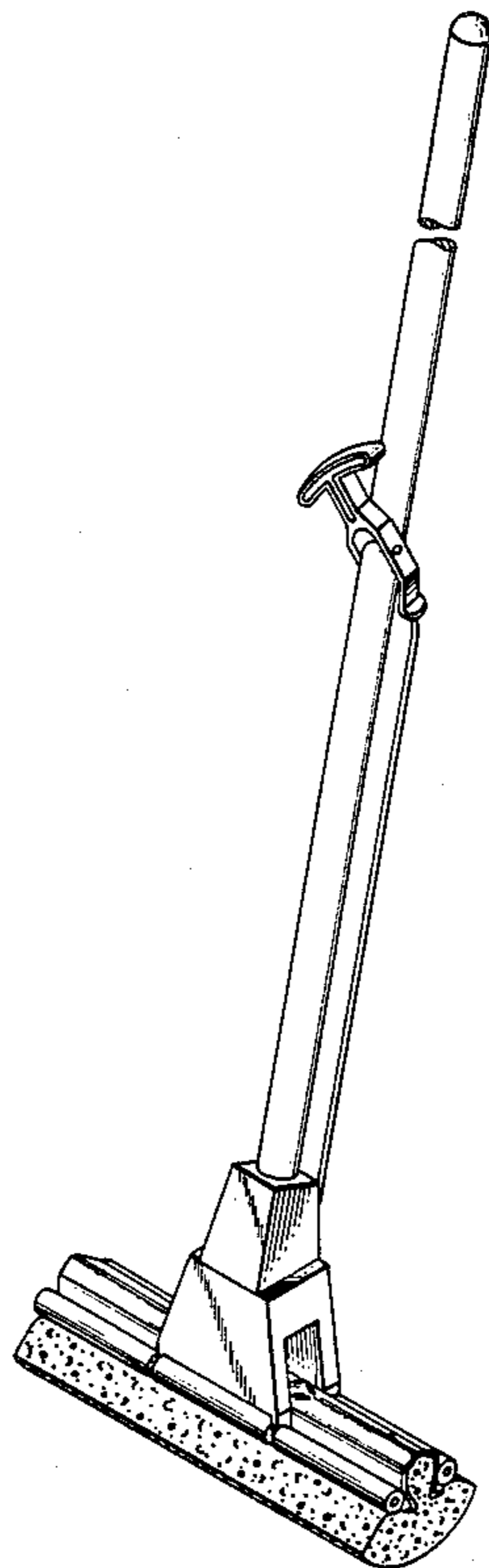


FIG. 1

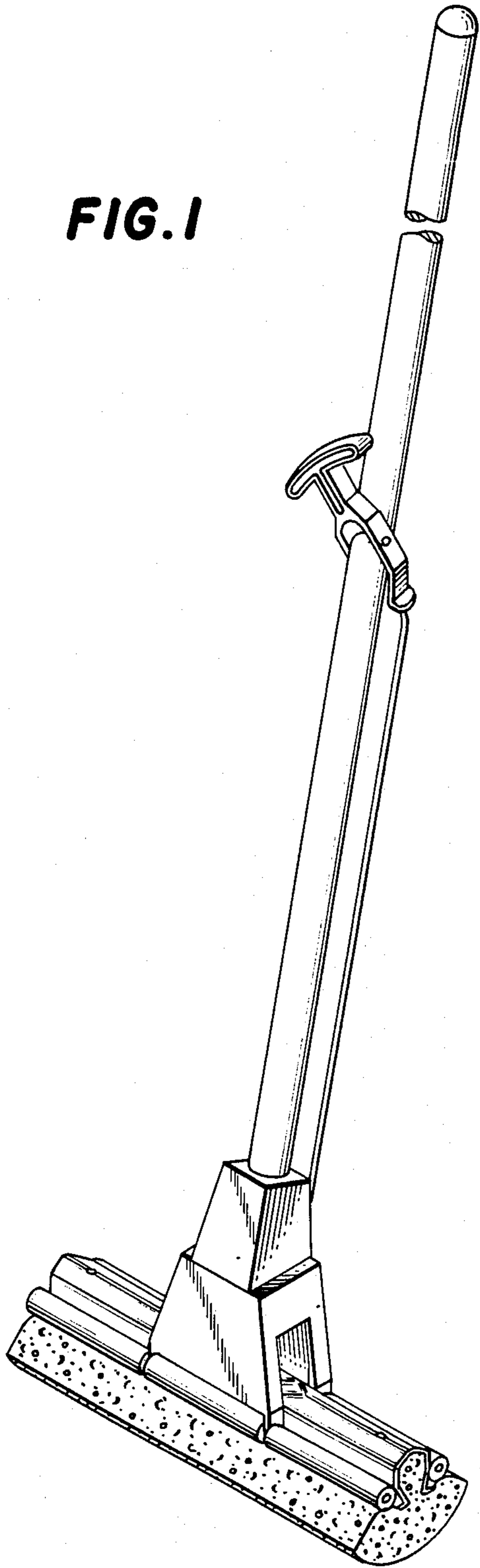


FIG. 2

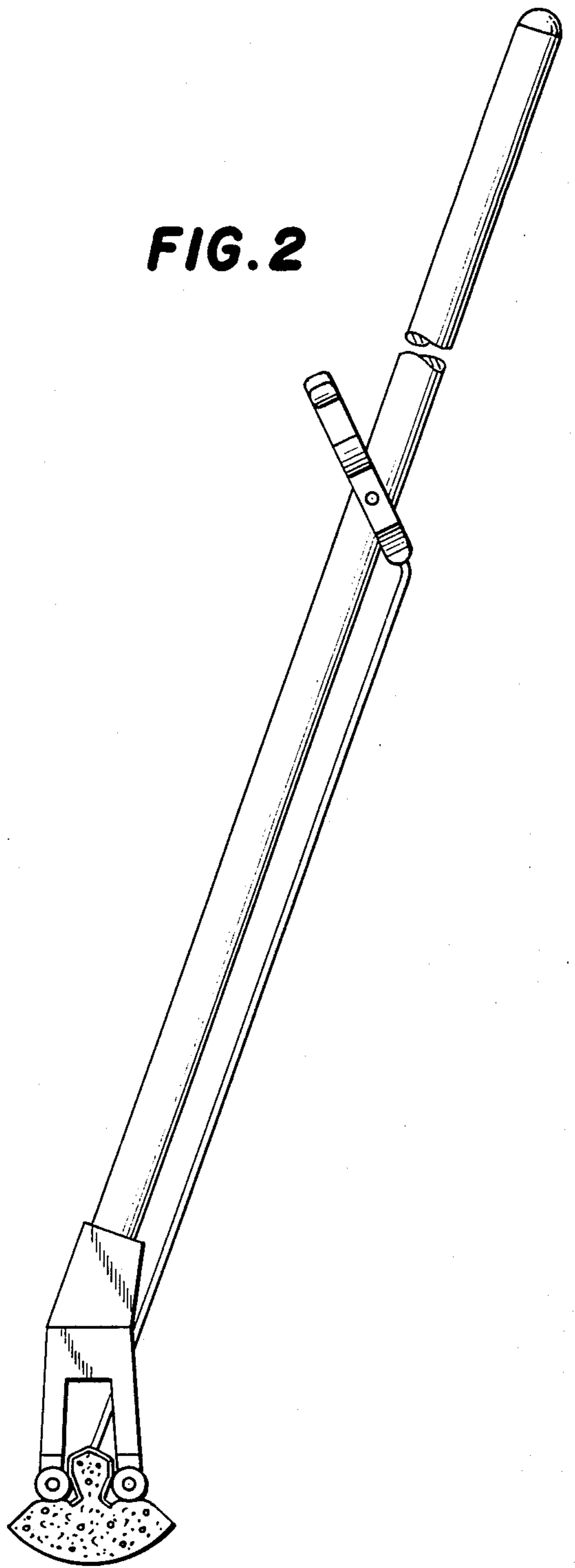


FIG. 3

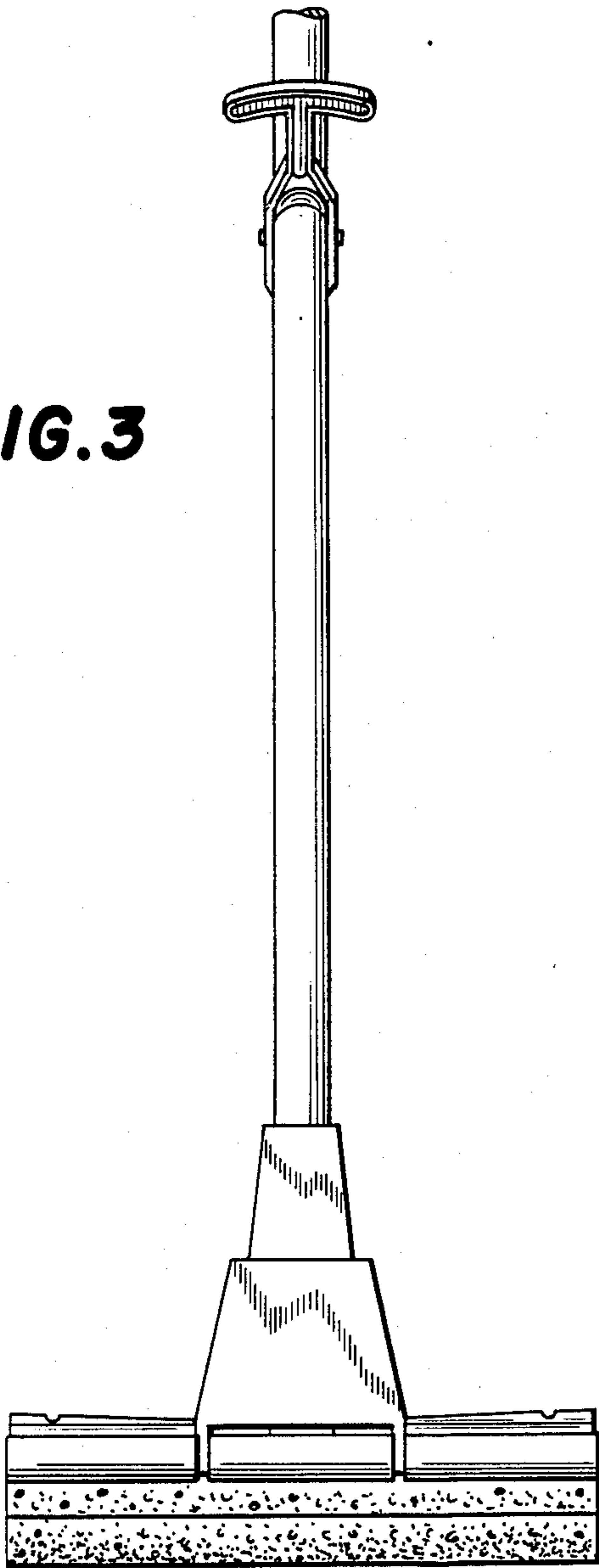


FIG. 4

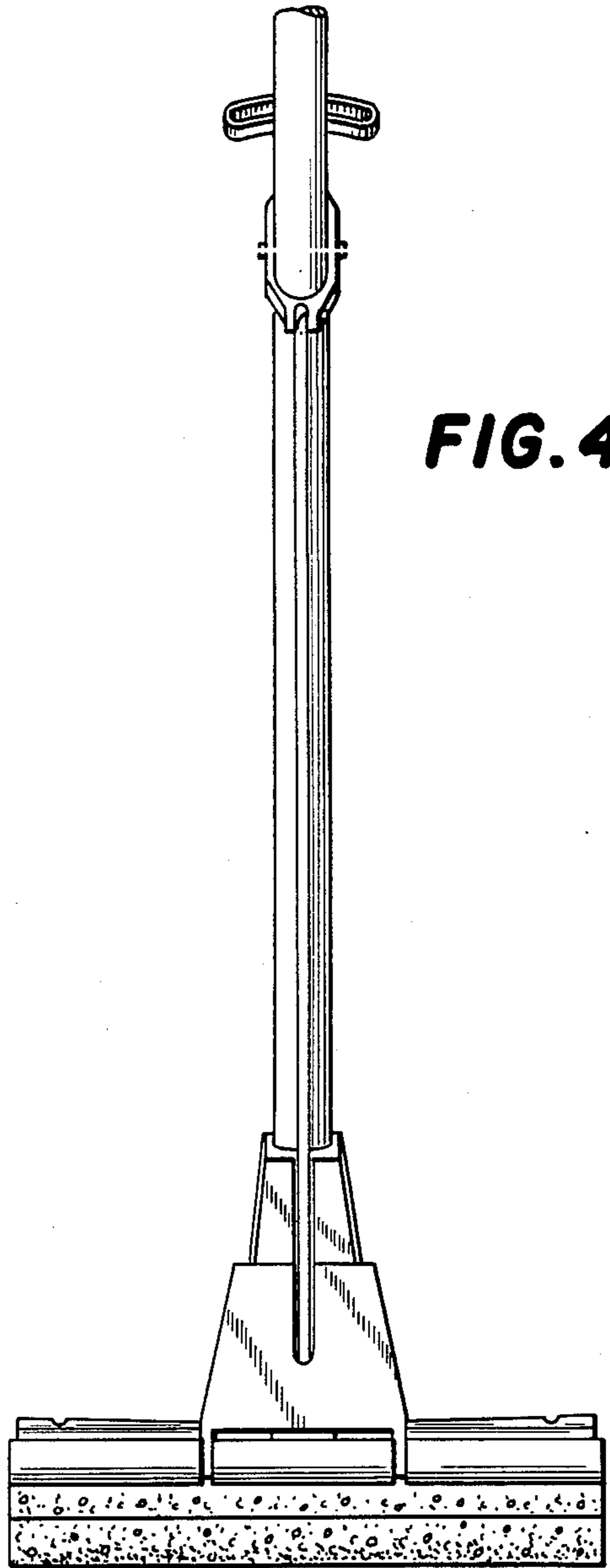


FIG. 5

