

[54] **PROTECTIVE PAD FOR A SEAT BELT**

3,229,694 1/1966 Koropp ..... D29/10 X  
4,804,121 2/1989 Stanton ..... 224/224 X

[76] **Inventors: John A. Dubeck; Charlotte Dubeck,**  
both of P.O. Box 3753, Port  
Charlotte, Fla. 33949

*Primary Examiner*—Carmen H. Vales-Lado  
*Attorney, Agent, or Firm*—Charles J. Prescott

[\*\*] **Term: 14 Years**

[57] **CLAIM**

[21] **Appl. No.: 877,675**

The ornamental design for a protective pad for a seat belt, as shown and described.

[22] **Filed: Jun. 23, 1986**

[52] **U.S. Cl. .... D29/10**

**DESCRIPTION**

[58] **Field of Search ..... D29/99, 10; D6/601,**  
D6/596; 224/224


FIG. 1 is a front elevational view of a protective pad for a seat belt showing our new design, the broken lines shown are for illustrative purposes only and form no part of the claimed design;

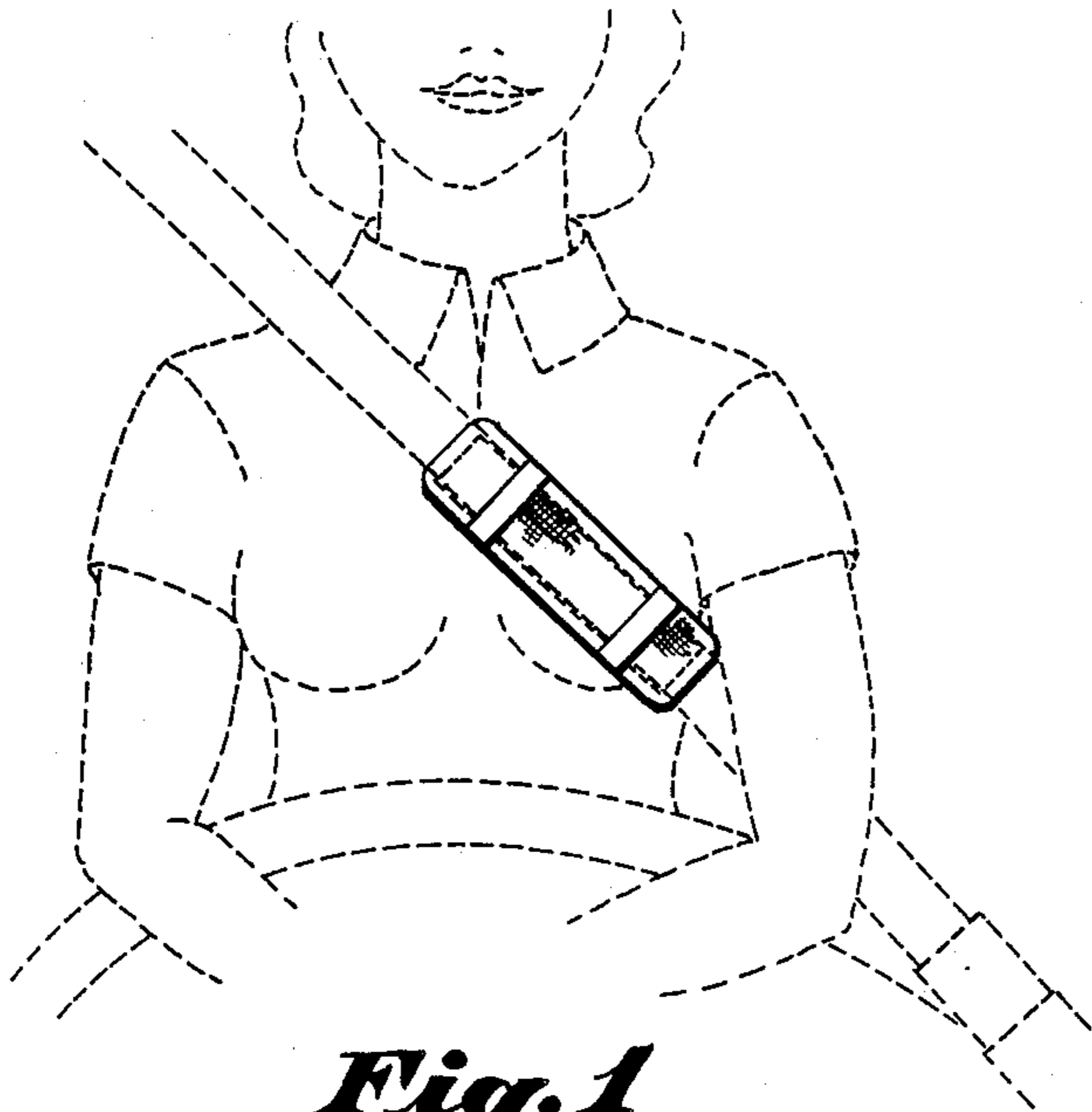
[56] **References Cited**

**U.S. PATENT DOCUMENTS**

- D. 190,794 7/1961 Anson ..... D6/601
- D. 216,689 3/1970 Isogai ..... D6/601 X
- D. 241,298 9/1976 Kirby ..... D6/596
- D. 245,137 7/1977 Benn ..... D6/596


- FIG. 2 is an enlarged front perspective view thereof;
- FIG. 3 is a front elevational view thereof;
- FIG. 4 is a side elevational view thereof;
- FIG. 5 is a rear elevational view thereof;
- FIG. 6 is a top plan view thereof.



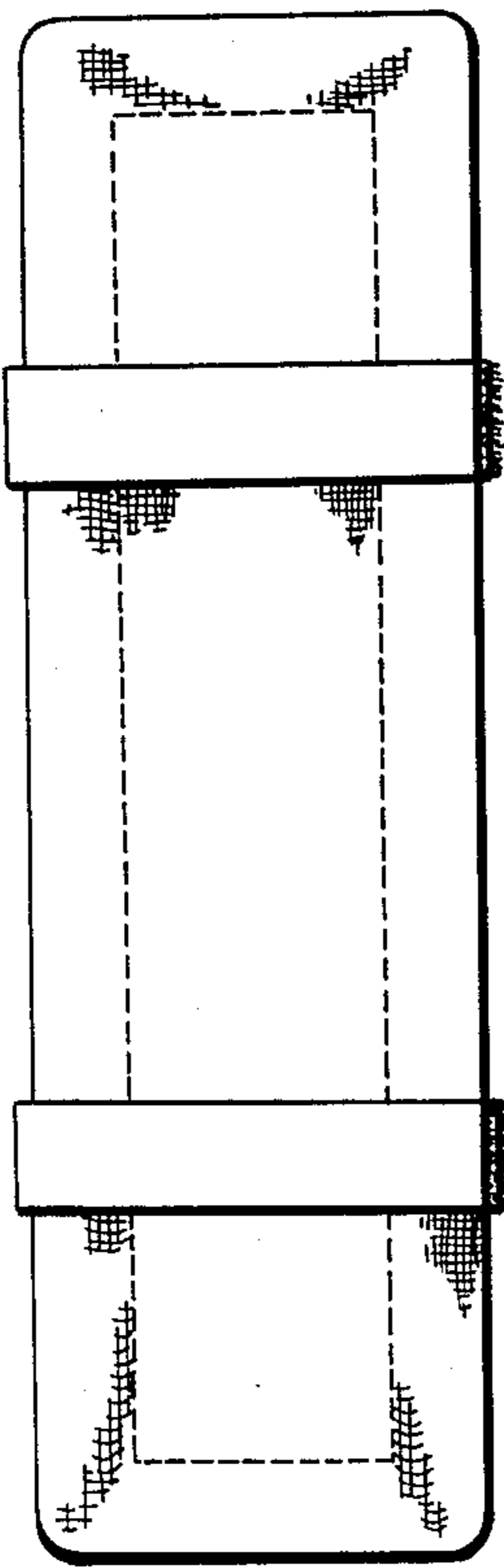


*Fig. 1*

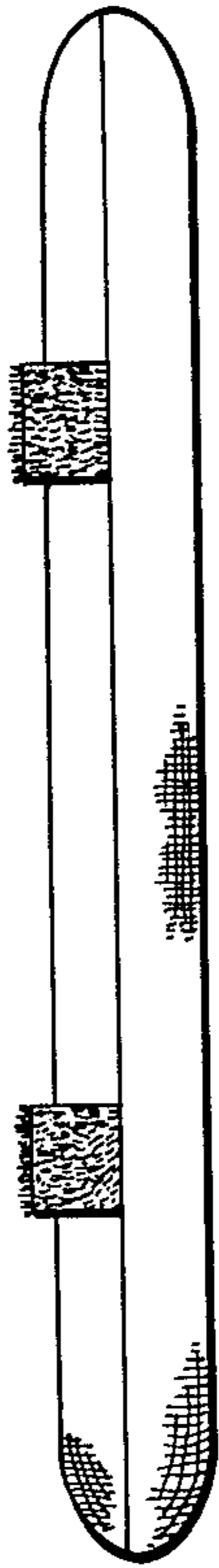
*Fig. 2*



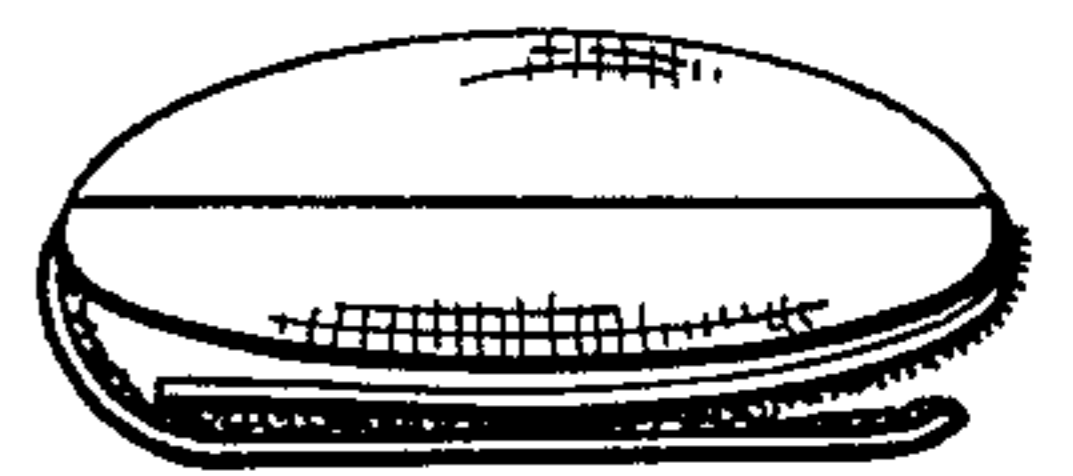
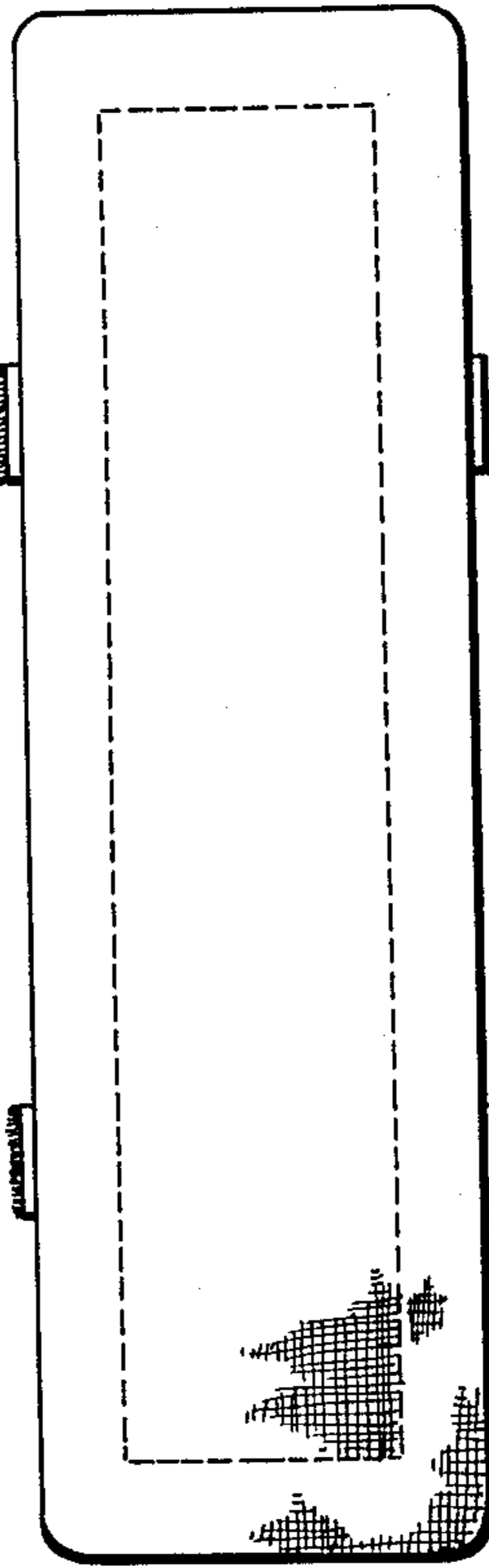
*Fig. 3*



*Fig. 4*



*Fig. 5*



*Fig. 6*