

[54] **MUSIC TEACHING DEVICE**

[75] **Inventor: Steven Conaway, Plano, Tex.**
 [73] **Assignee: Trinity Music Computer, Inc., Dallas, Tex.**
 [**] **Term: 14 Years**
 [21] **Appl. No.: 851,655**
 [22] **Filed: Apr. 11, 1986**
 [52] **U.S. Cl. D19/62; D19/59**
 [58] **Field of Search D19/59, 60, 62; D17/9; 84/471, 473, 478, 479, 480, 481, 482, 485**

FOREIGN PATENT DOCUMENTS

2127207 4/1984 United Kingdom 84/471

OTHER PUBLICATIONS

Piano Trade Magazine, Oct. 1959, p. 48, See Chord A Matic, upper right corner.

Primary Examiner—Bruce W. Dunkins
Assistant Examiner—Martha Thompson
Attorney, Agent, or Firm—Neil F. Markva

[57] **CLAIM**

The ornamental design for a music teaching device, as shown and described.

DESCRIPTION

FIG. 1 is a front elevational view of a music teaching device showing my new design;
 FIG. 2 is a rear elevational view;
 FIG. 3 is a top plan view;
 FIG. 4 is a bottom plan view;
 FIG. 5 is a left side elevational view;
 FIG. 6 is a right side elevational view; and
 FIG. 7 is a perspective view thereof.

[56] **References Cited**

U.S. PATENT DOCUMENTS

D. 205,401	8/1966	Schmoyer	D19/59
D. 247,119	1/1978	Nilsson	D19/59
1,236,339	8/1917	Mills	84/473
3,733,956	5/1973	Leonard	84/471

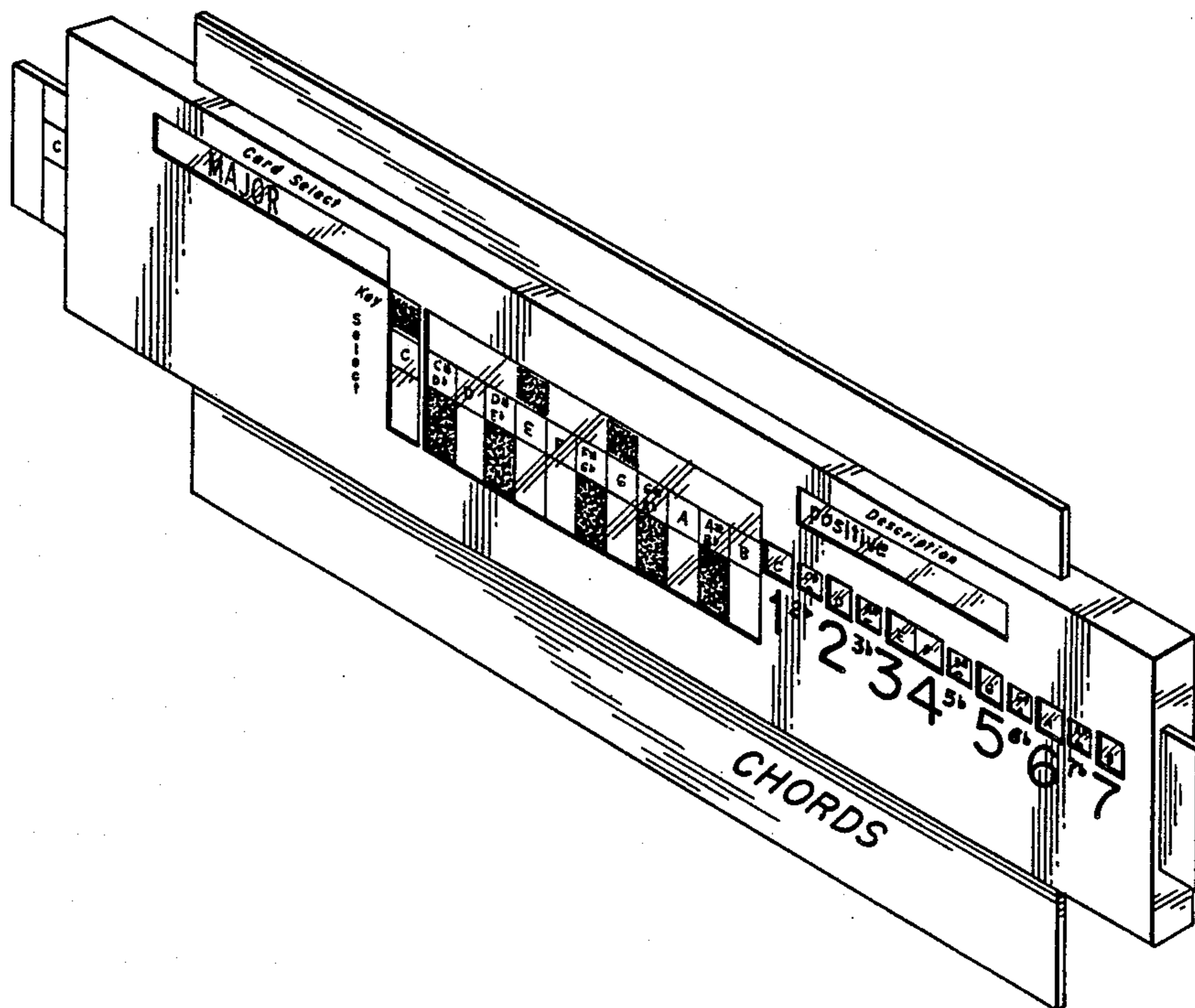


Fig. 1

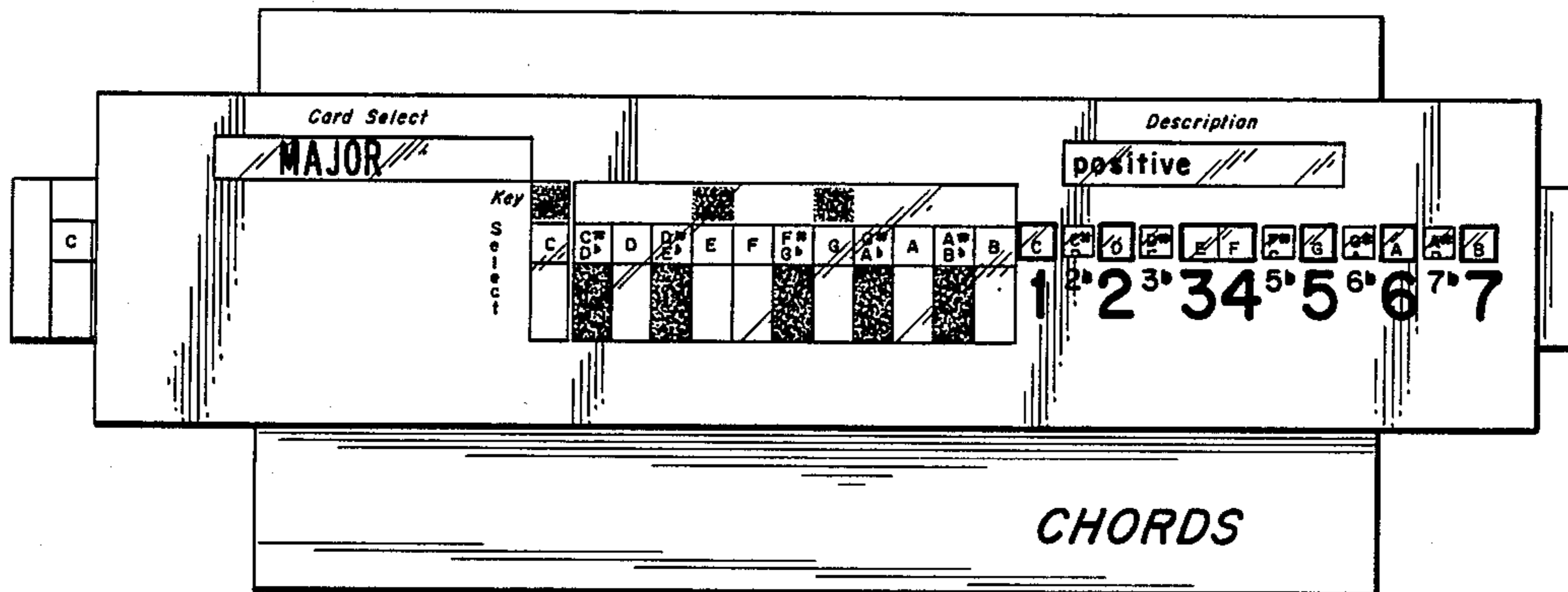


Fig. 2

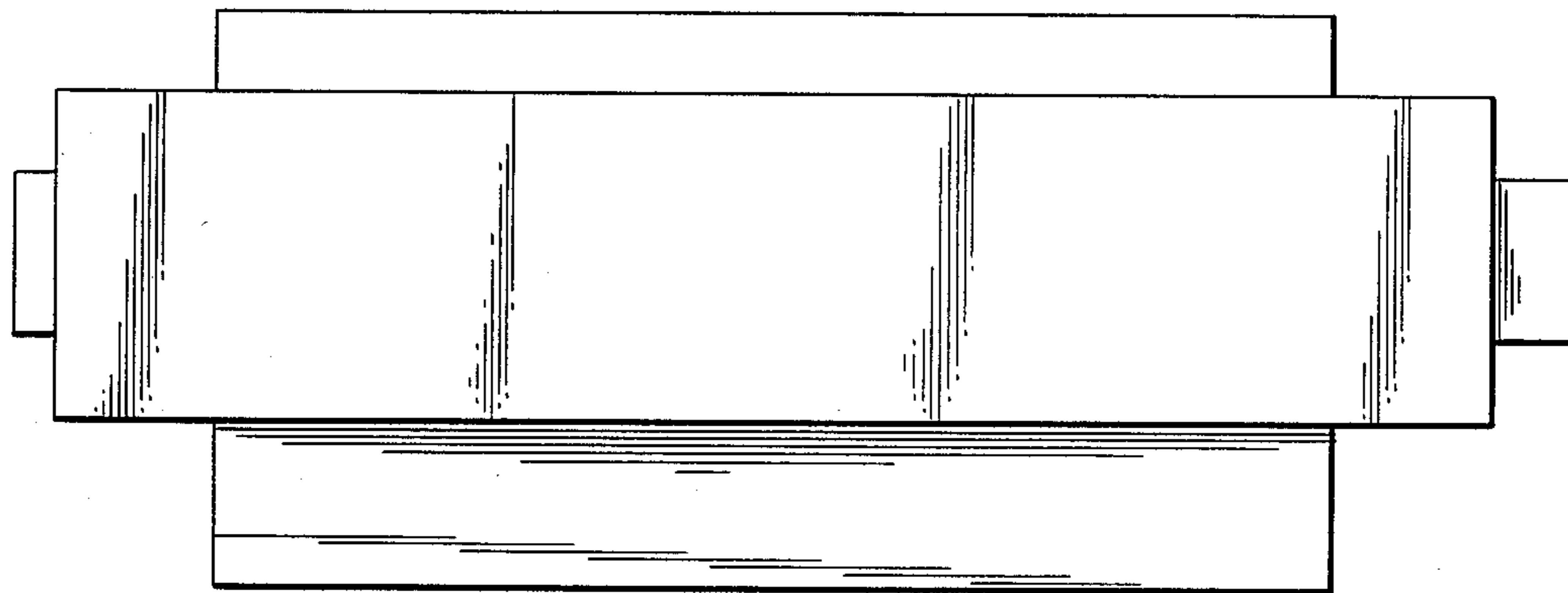


Fig. 3




Fig. 4




Fig. 5

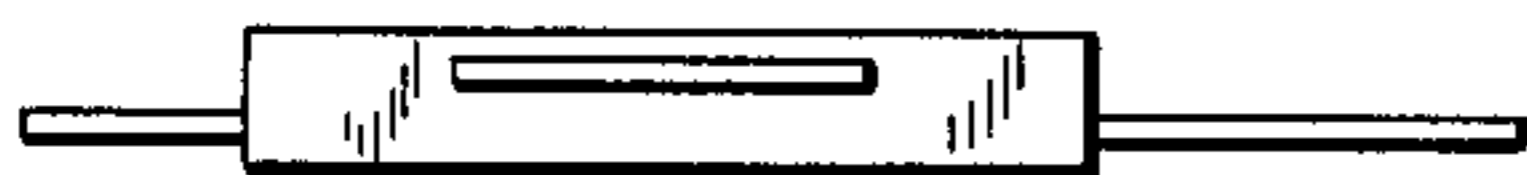


Fig. 6



FIG. 7

