

[54] CLIP FOR WRITING INSTRUMENT

[75] Inventor: Claude Grossiord, Annecy, France

[73] Assignee: S.T. DuPont, Paris, France

[**] Term: 14 Years

[21] Appl. No.: 870,690

[22] Filed: Jun. 4, 1986

[52] U.S. Cl. D19/56; D19/57

[58] Field of Search D19/56, 35, 36, 41-51,
D19/54, 57; 24/3 H, 3 J, 3 L, 10 R, 11 F, 11
HC, 11 R, 11 P, 11 PP

[56] References Cited

U.S. PATENT DOCUMENTS

- D. 114,095 4/1939 Weisser D19/56
- D. 139,551 11/1944 Loewy D19/56
- D. 245,852 9/1977 Carré D19/51
- D. 246,658 12/1977 Ortega et al. D19/56

- D. 246,723 12/1977 Carré D19/51
- 939,487 11/1909 Fish 24/11 F
- 3,842,466 10/1974 Katz et al. 24/11 F

Primary Examiner—Bruce W. Dunkins
Assistant Examiner—Martha Thompson
Attorney, Agent, or Firm—Ladas & Parry

[57] CLAIM

The ornamental design for a clip for writing instrument, as shown and described.

DESCRIPTION

FIG. 1 is a front elevational view of a clip for writing instrument showing my new design; FIG. 2 is a rear elevational view; FIG. 3 is a left side elevational view; FIG. 4 is a right side elevational view; FIG. 5 is a top plan view; FIG. 6 is a bottom plan view; and FIG. 7 is a perspective view thereof.



Fig. 1

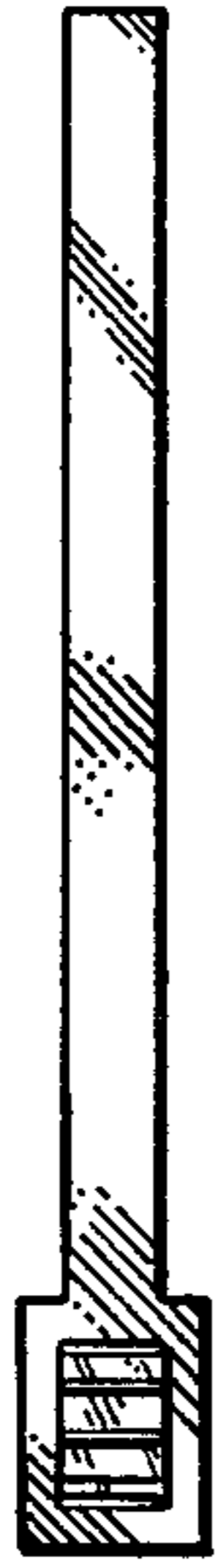


Fig. 2

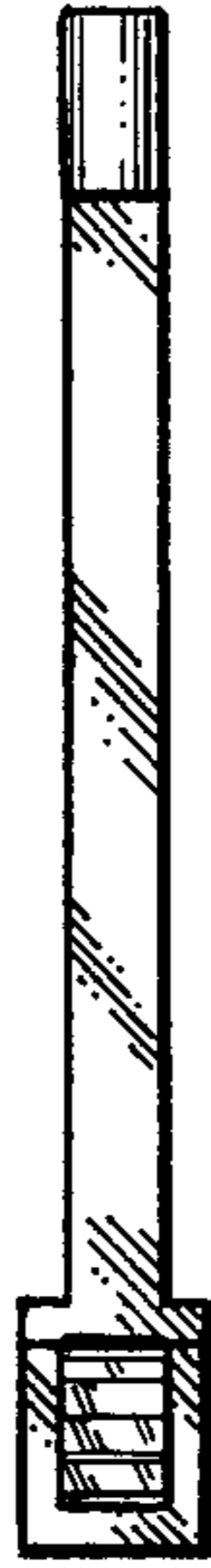


Fig. 3




Fig. 4




Fig. 5



Fig. 6

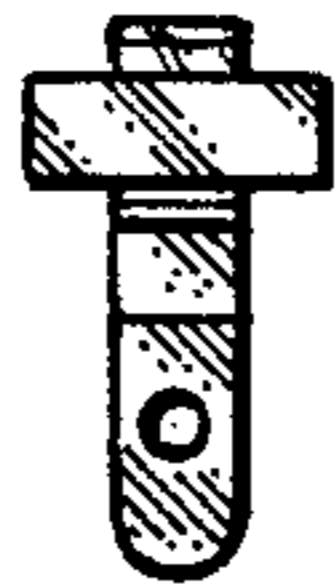


Fig. 7

