

[54] **PRINTER CONTROLLER**

[75] Inventors: **David H. Bloom**, Vernon Hills; **Ralph Camporese**, Arlington Heights; **William C. Kastilahn**, Evanston, all of Ill.; **Robert J. Welch**, Dallas, Pa.

[73] Assignee: **American Telephone and Telegraph Company**, AT&T Teletype, Skokie, Ill.

[**] Term: **14 Years**

[21] Appl. No.: **904,307**

[22] Filed: **Sep. 4, 1986**

[52] U.S. Cl. **D14/107; D14/111**

[58] Field of Search **D14/100-117, D14/99; D13/12, 40, 41; D18/12, 13, 7, 18, 22; 400/693, 694; 364/900; 235/375; 346/76 PH, 76 L; 200/5 R, 5 A, 6 R, 6 A; 361/331, 380, 381; 174/50, 50.52, 53, 58; 206/471**

[56] **References Cited**

U.S. PATENT DOCUMENTS

D. 243,254	2/1977	Coon	D14/100
D. 275,009	8/1984	Shibata	D14/100
D. 277,484	2/1985	Dickinson	D14/100
D. 279,106	6/1985	Sawada et al.	D14/100 X
D. 279,983	8/1985	Grimes	D14/100
D. 285,562	9/1986	Graham et al.	D14/100
D. 286,045	10/1986	McGarvey et al.	D14/100
D. 289,177	4/1987	Sawada	D18/7

OTHER PUBLICATIONS

Design, 8-1985, p. 80 (Desk Top Computer top, left, corner box).
Time Magazine, May 16, 1983, p. 75 (Atari 1200 XL Home Computer).

Primary Examiner—Susan J. Lucas
Assistant Examiner—Freda S. Nunn
Attorney, Agent, or Firm—A. A. Tirva

[57] **CLAIM**

The ornamental design for a printer controller, substantially as shown and described.

DESCRIPTION

FIG. 1 is a front, top and left side perspective view of a printer controller showing our new design; FIG. 2 is a right side elevational view thereof on an enlarged scale; FIG. 3 is a left side elevational view thereof on an enlarged scale; FIG. 4 is a front elevational view thereof on an enlarged scale; FIG. 5 is a rear elevational view thereof on an enlarged scale; FIG. 6 is a bottom plan view thereof on an enlarged scale; and FIG. 7 is a front, top and left side perspective view thereof illustrating the lid in an upright position. The broken lines are shown on the control panel in FIGS. 1 and 7 for illustrative purposes only.

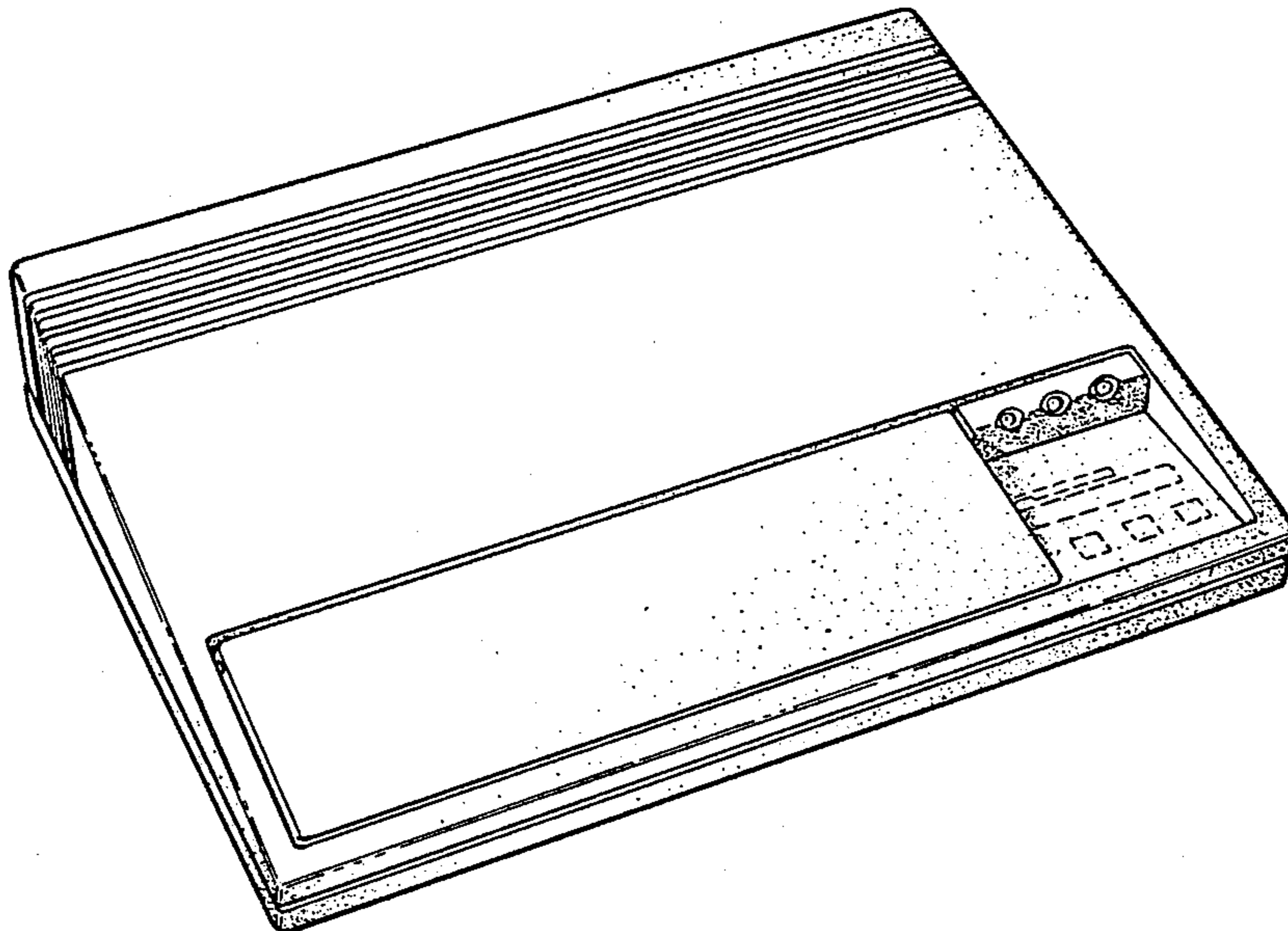


FIG. 1

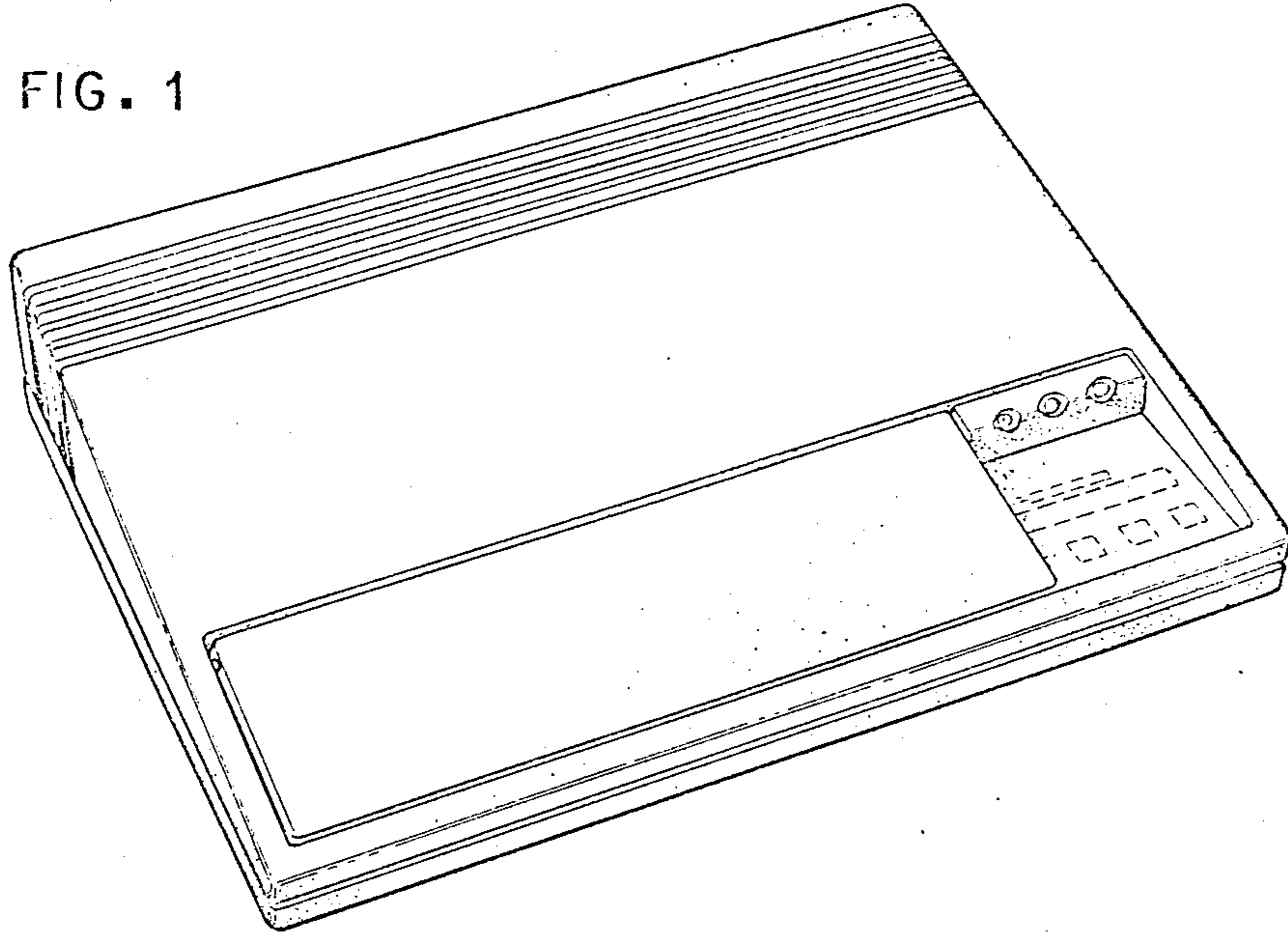


FIG. 2

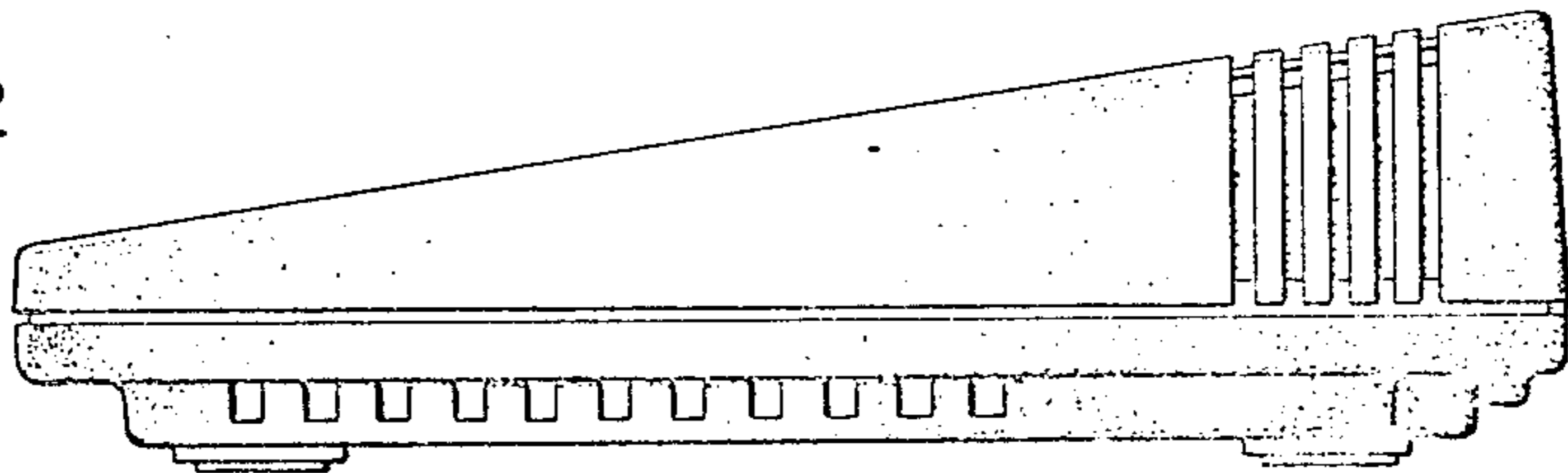


FIG. 3

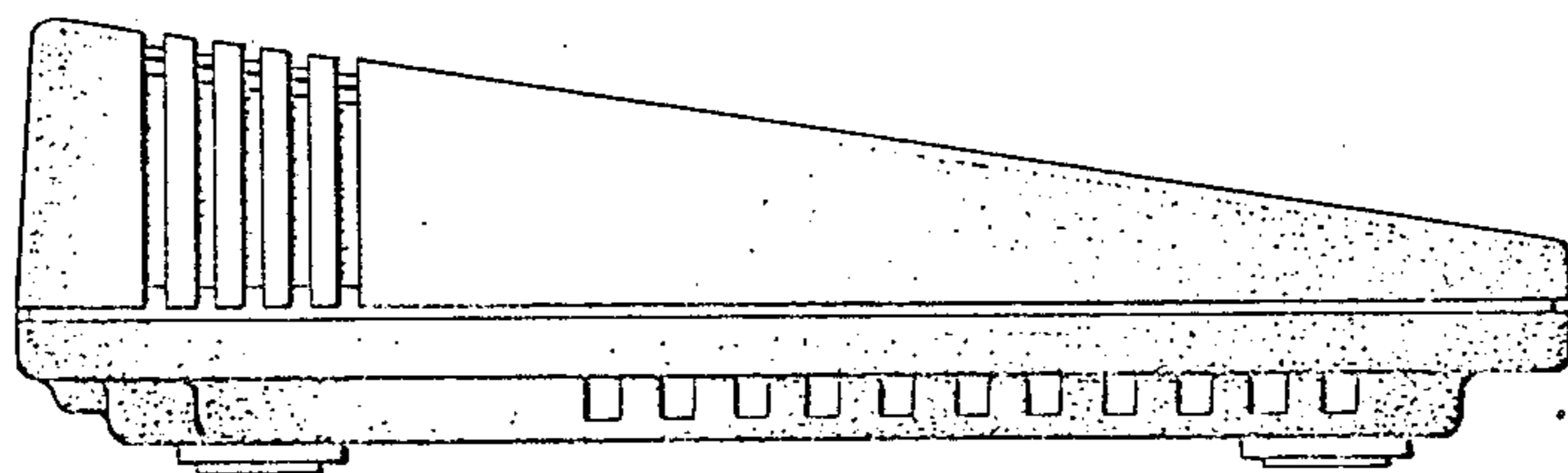


FIG. 4

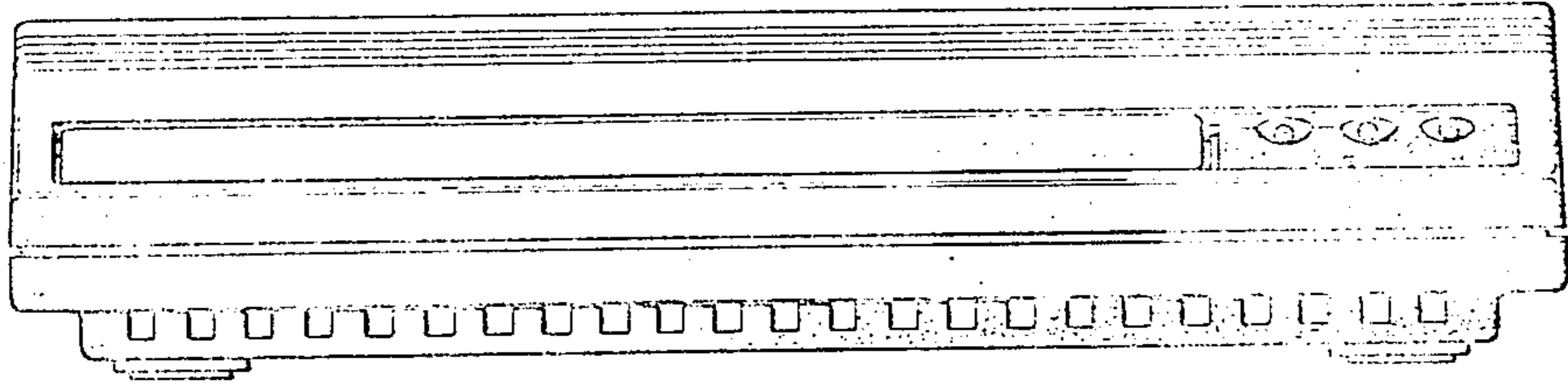


FIG. 5

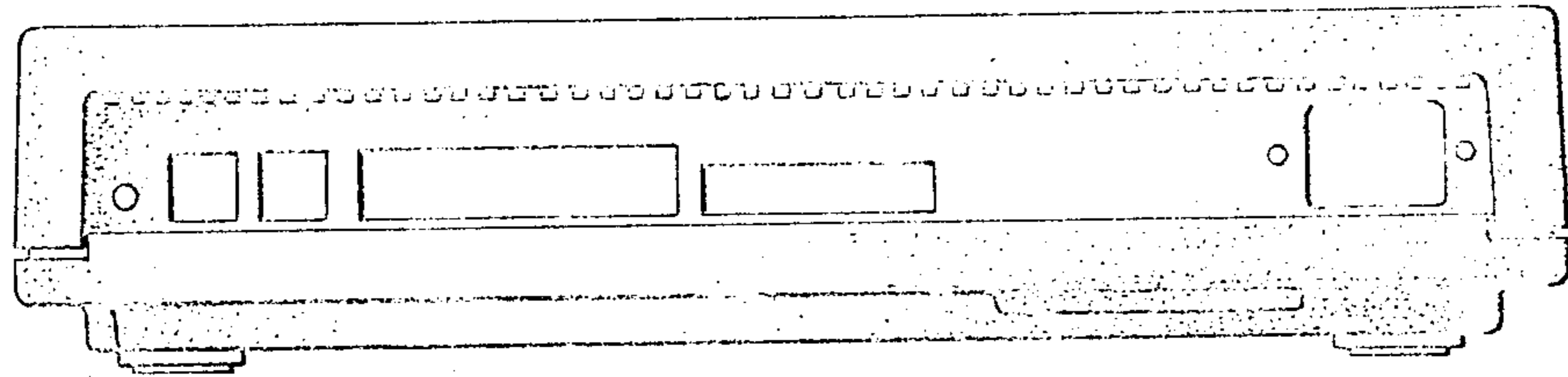


FIG. 6

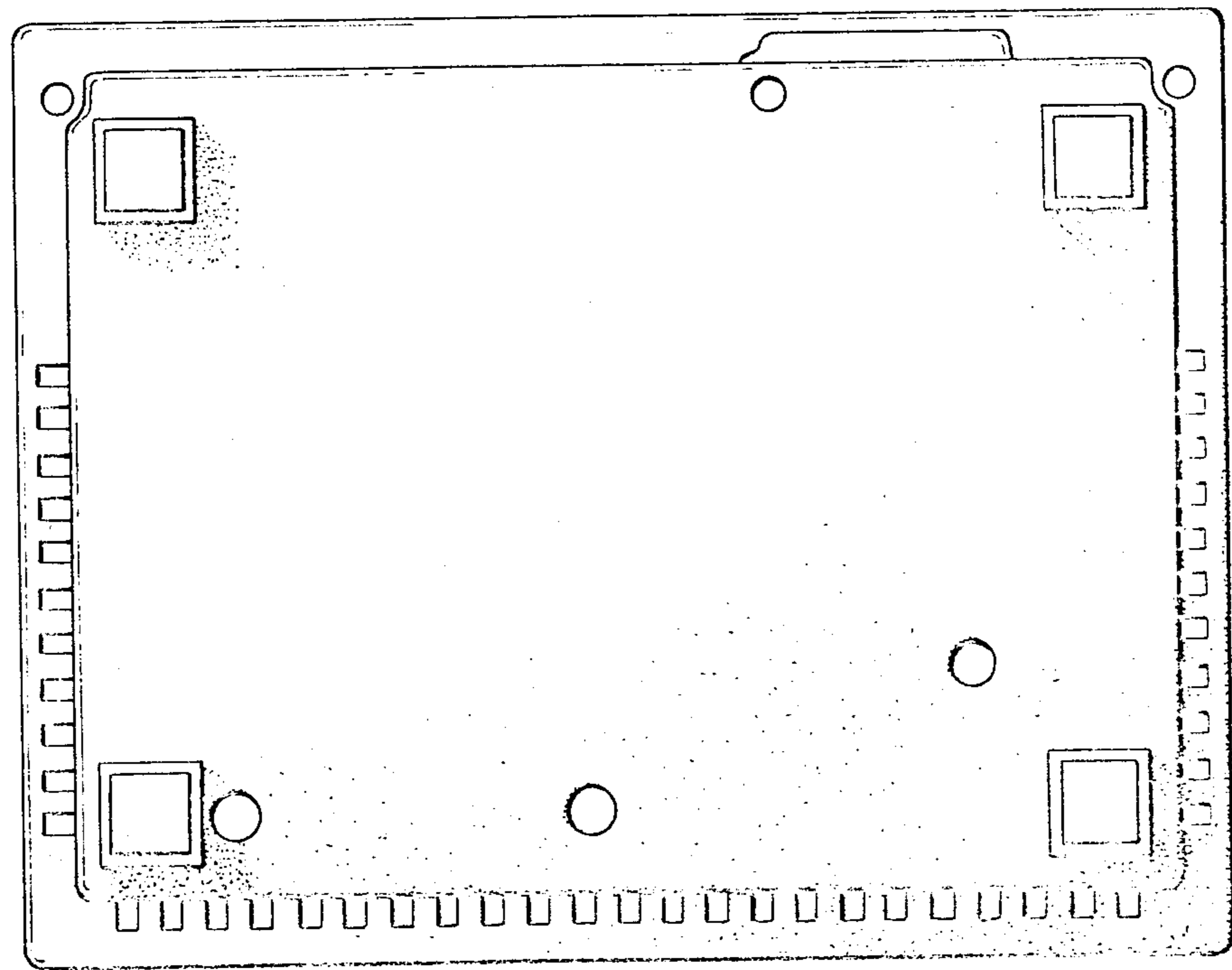


FIG. 7

