

[54] HANDSET TELEPHONE

[75] Inventors: Shinichi Fujita; Tsuyoshi Nakamachi, both of Kamakura; Shigeyuki Yoshida, Amagasaki, all of Japan

[73] Assignee: Mitsubishi Denki Kabushiki Kaisha, Tokyo, Japan

[\*] Notice: The portion of the term of this patent subsequent to May 9, 2003 has been disclaimed.

[\*\*] Term: 14 Years

[21] Appl. No.: 61,994

[22] Filed: Jun. 15, 1987

[30] Foreign Application Priority Data

Dec. 16, 1986 [JP] Japan ..... 61-49974
[52] U.S. Cl. .... D14/138; D14/147
[58] Field of Search ..... D14/52, 53, 63, 64, D14/68; 379/433, 434, 436, 440, 419, 428, 58, 60, 59, 61; 455/89, 90

[56] References Cited

U.S. PATENT DOCUMENTS

- D. 282,364 1/1986 Takahashi et al. .... D14/53 X
D. 287,487 12/1986 Sasaki ..... D14/53
D. 289,896 5/1987 Martensson et al. .... D14/53
D. 290,842 7/1987 Scheed et al. .... D14/68
D. 291,804 9/1987 George ..... D14/68 X
4,694,485 9/1987 Duane ..... D14/64 X
4,709,201 11/1987 Schaefer et al. .... 455/90

FOREIGN PATENT DOCUMENTS

0187474 7/1986 European Pat. Off. .... 379/61

OTHER PUBLICATIONS

Gulf Oil Corp. Flyer Showing AT&T Model XC Cordless Telephone, 2 sided.
Potamkin Communication ad., N.Y. Fines 9/17/83 cl p. D35: Showing in and/or Portable Cellular Phone.
NY Times: Ad by Motorola 10/30/84 Showing 8000X Portable Phone.
New Technology, Issue Jul. 1981; Showing Freedom Phone Cordless and Radio Shack Radio Telephone.
Dyna T.A. C. 8000S Cellular Convertible Telephone.


Primary Examiner—Horace B. Fay, Jr.
Attorney, Agent, or Firm—Neuman, Williams, Anderson & Olson

[57] CLAIM

The ornamental design for handset telephone, as shown and described.

DESCRIPTION

FIG. 1 is a front, bottom and right side perspective view of a handset telephone showing our new design;
FIG. 2 is a front elevational view thereof;
FIG. 3 is a right side elevational view thereof;
FIG. 4 is a rear elevational view thereof;
FIG. 5 is a left side elevational view thereof;
FIGS. 6 and 7 are respectively top and bottom plan views thereof; and
FIG. 8 is a sectional view taken on lines 8—8 of FIG. 2;
FIG. 9 is a perspective view of the portable telephone set viewed from below.



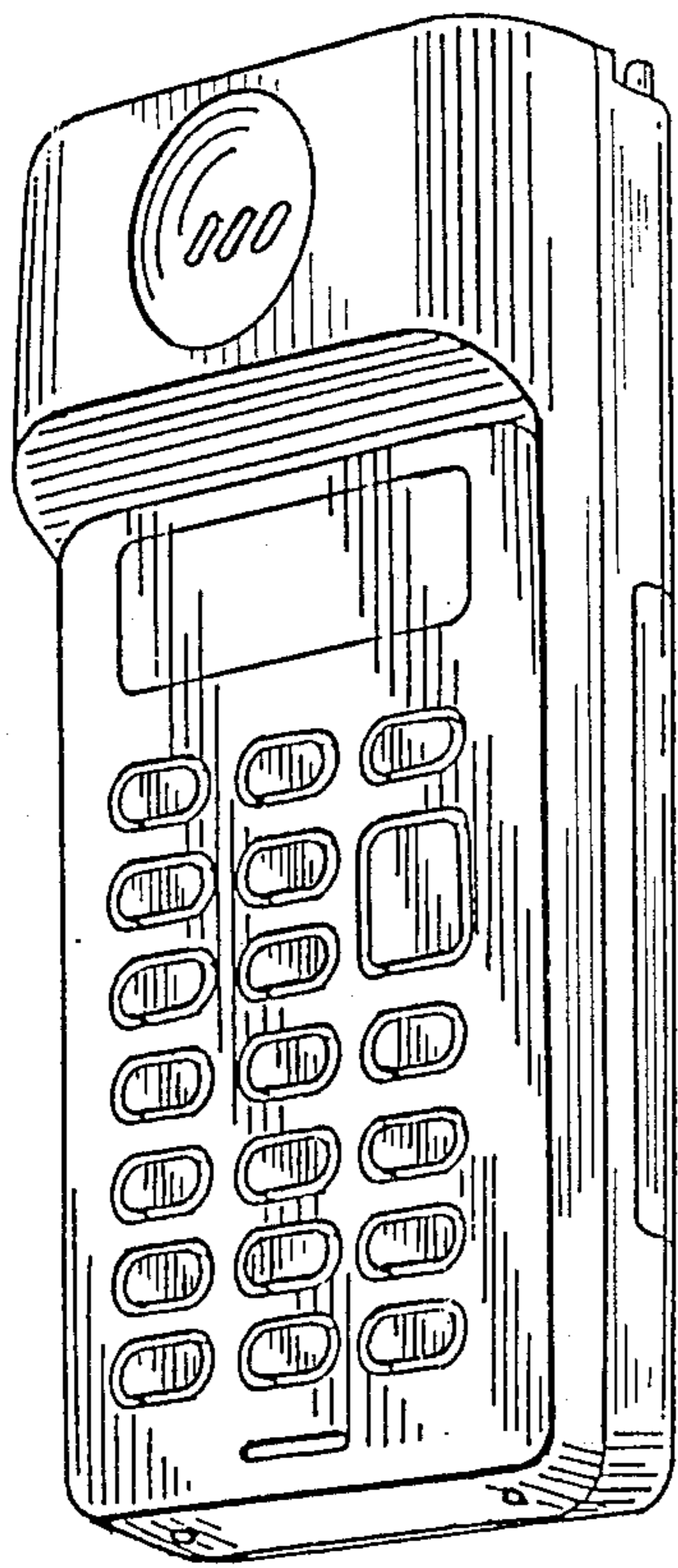


FIG. 1

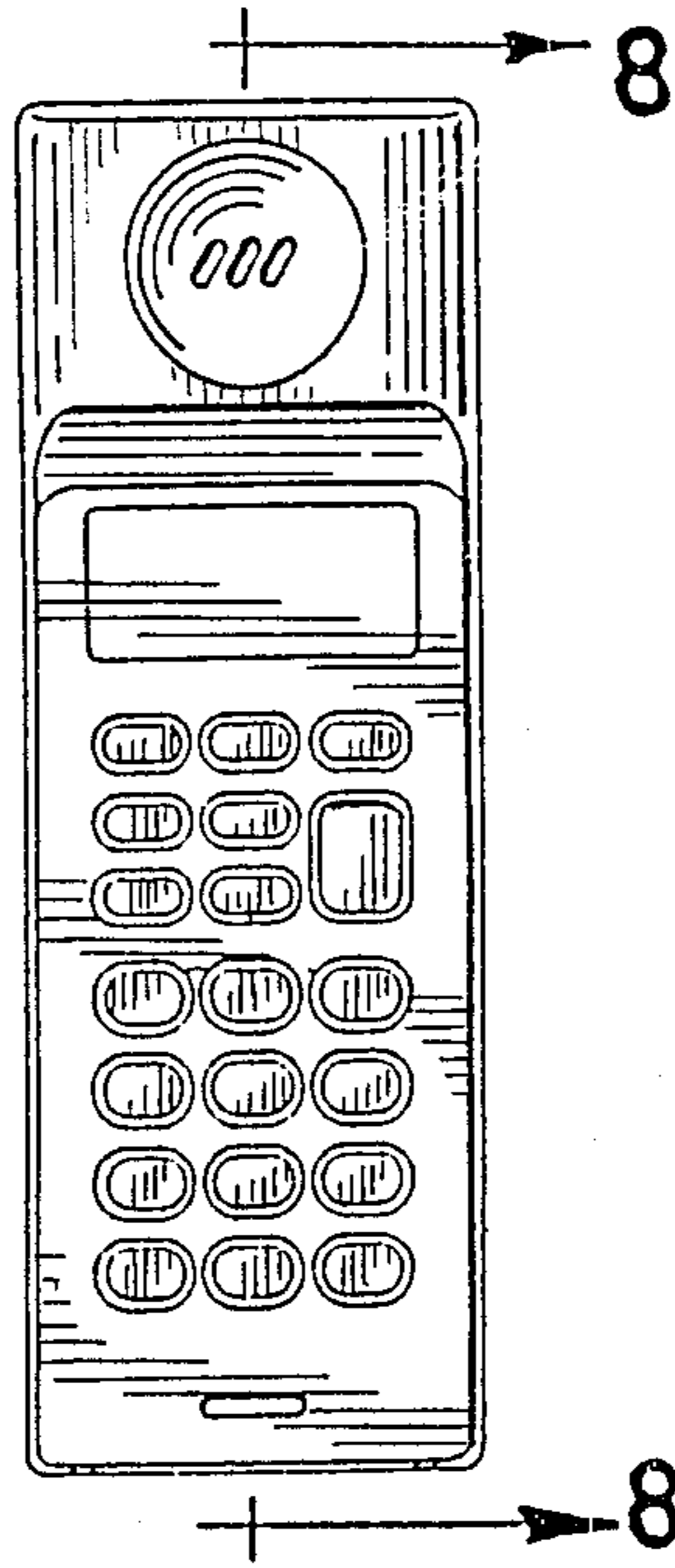


FIG. 2

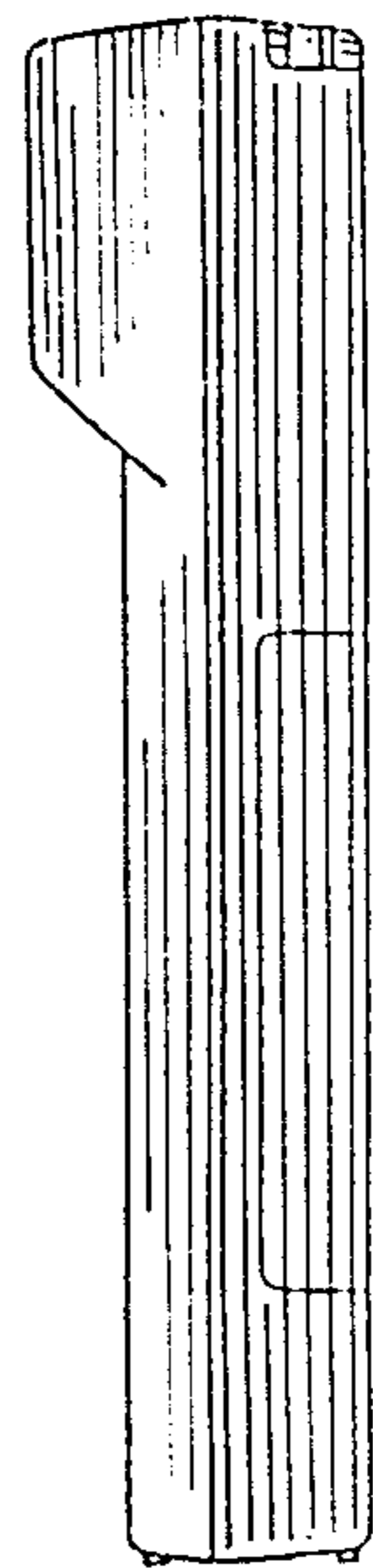


FIG. 3




FIG. 4

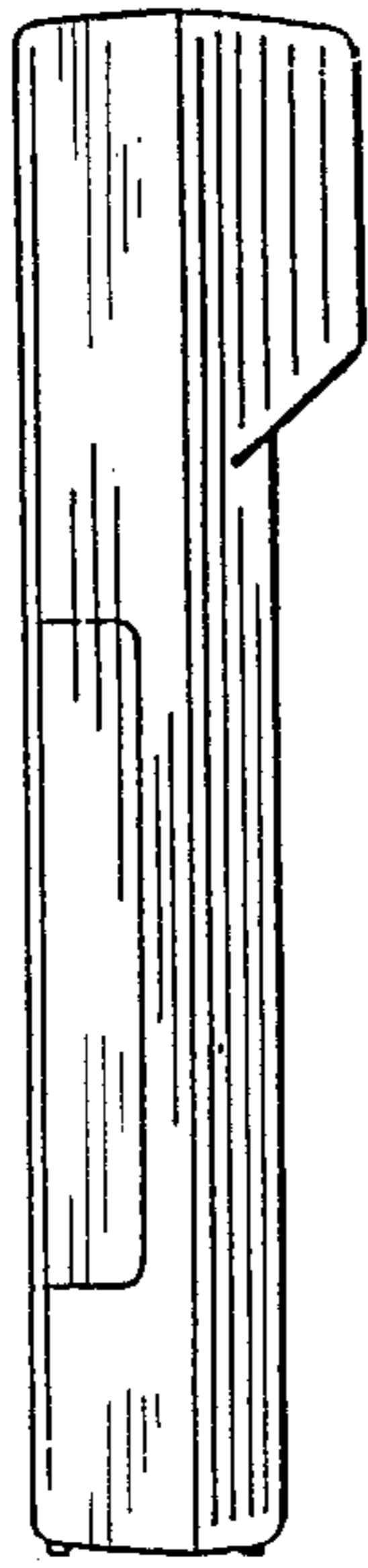


FIG. 5




FIG. 6




FIG. 7

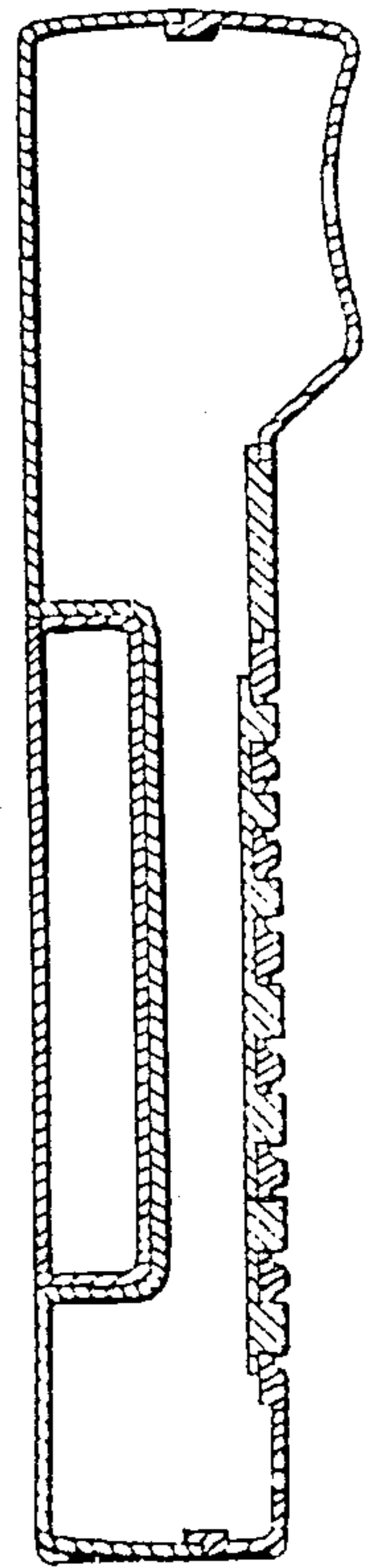


FIG. 8