

[54] **CABLE CLIP**

[76] **Inventor:** Isaac Sachs, 1240 Ridgewood Drive, Chomedey, Laval, Quebec, Canada, H7W 1L3

[**] **Term:** 14 Years

[21] **Appl. No.:** 458,879

[22] **Filed:** Jan. 18, 1983

[52] **U.S. Cl.** D8/396; D8/395

[58] **Field of Search** D8/371, 373, 382, 394, D8/395, 396; D6/526; 248/58, 61, 65, 74.1, 74.2, 71, 301, 215; 24/530, 545, 546, 563

[56] **References Cited**

U.S. PATENT DOCUMENTS

D. 255,774 7/1980 Soucy D8/371

FOREIGN PATENT DOCUMENTS

0662776 6/1938 Fed. Rep. of Germany 248/71

OTHER PUBLICATIONS

Umpco Clamps catalog; p. VII; Strap MS35140 (third from top).
Stimpson Fastener Cat. No. 96; ©1978; p. 22; stamping d3530 (right of center).

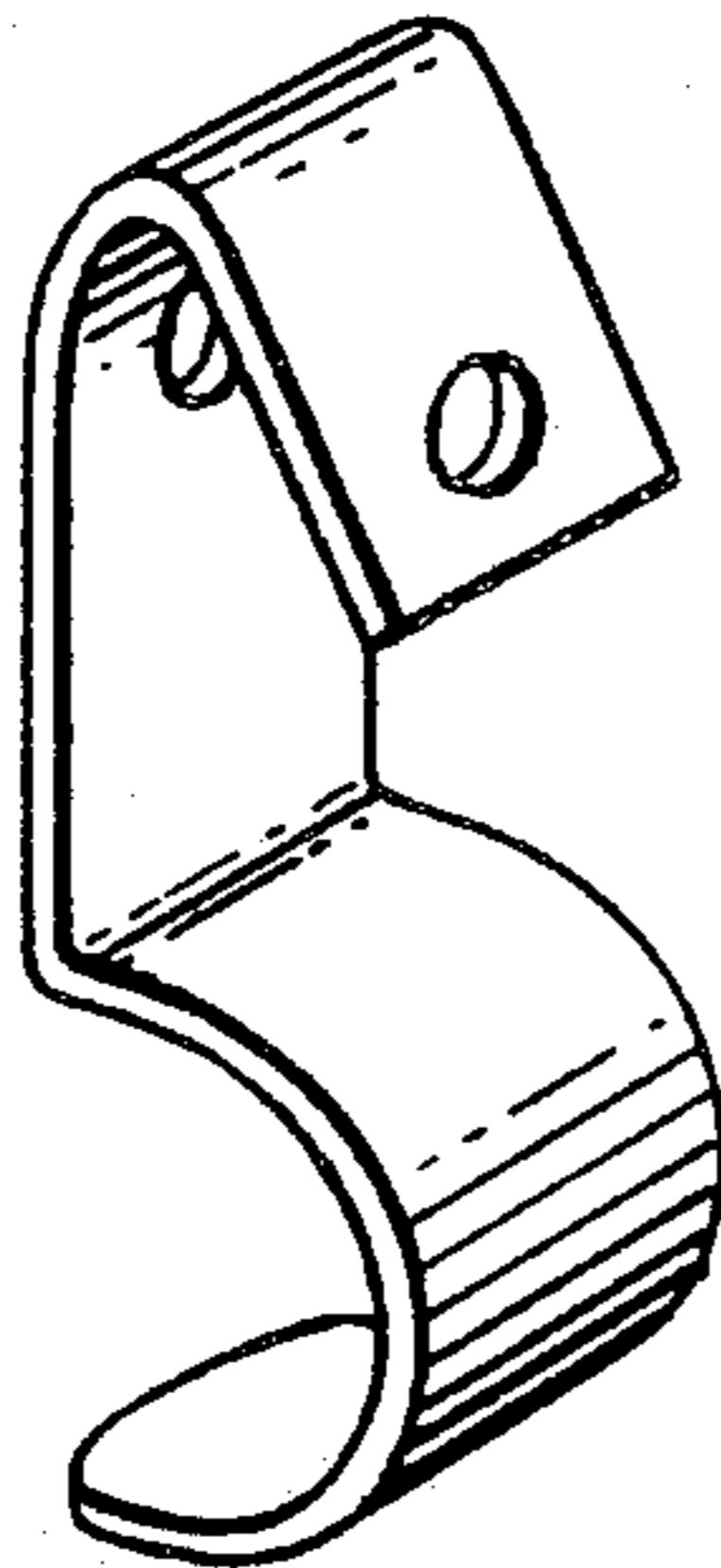
Primary Examiner—B. J. Bullock
Attorney, Agent, or Firm—Charles E. Brown; Charles A. Brown

[57] **CLAIM**

The ornamental design for a cable clip, as shown.

DESCRIPTION

FIG. 1 is a side view of a cable clip showing my new design;
FIG. 2 is an end view taken from the right of FIG. 1;
FIG. 3 is an end view taken from the left of FIG. 1;
FIG. 4 is a top view thereof;
FIG. 5 is a bottom view thereof; and
FIG. 6 is a perspective view thereof.



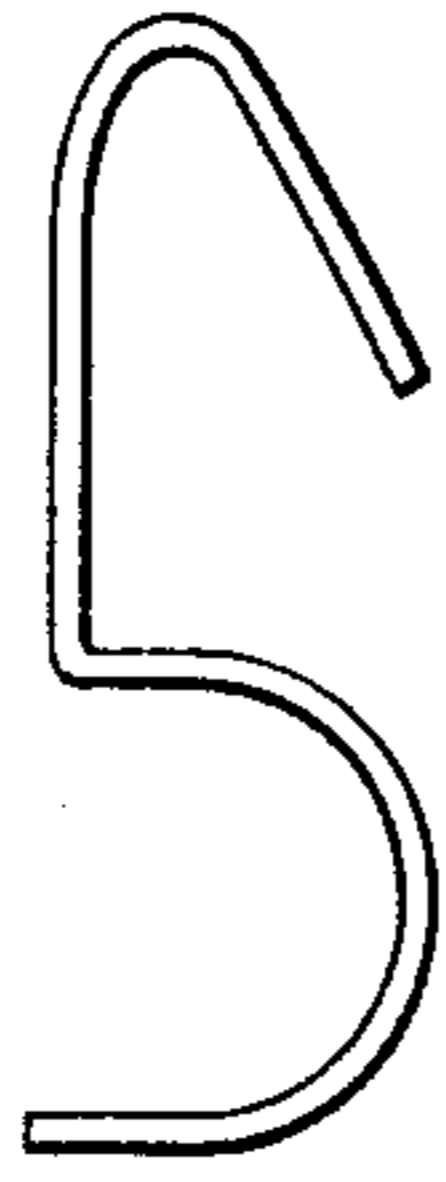


Fig. 1



Fig. 2




Fig. 3

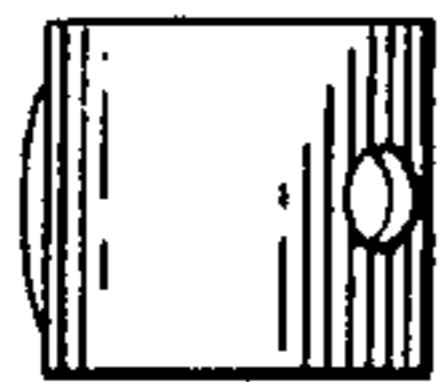


Fig. 4

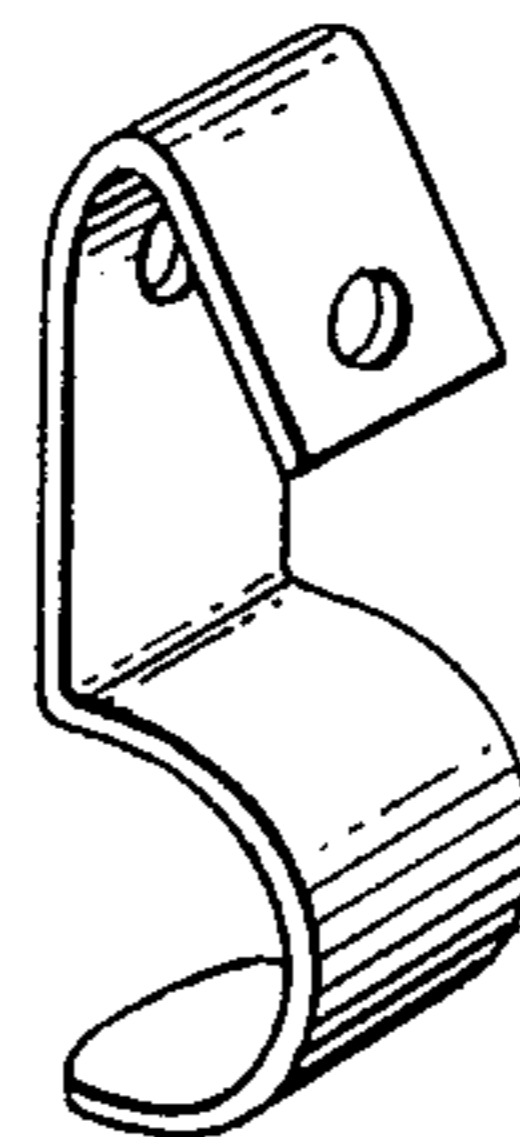


Fig. 6

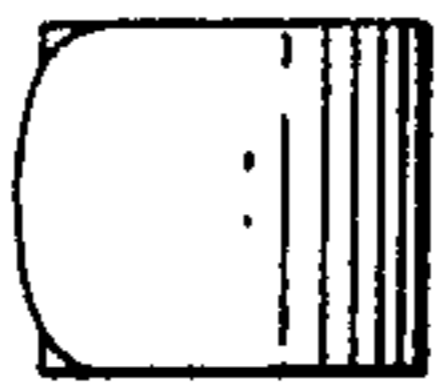


Fig. 5