

[54] SPRING CLAMP

[75] Inventor: Vincent B. Cetrone, Warren, Ohio

[73] Assignee: Warren Tool Corporation, Hiram, Ohio

[\*\*] Term: 14 Years

[21] Appl. No.: 93,515

[22] Filed: Sep. 4, 1987

[52] U.S. Cl. .... D8/395; D32/61

[58] Field of Search ..... D8/395; D32/61, 64; 24/499, 500, 502, 507, 508, 511, 530; D24/27

[56] References Cited

U.S. PATENT DOCUMENTS

D. 199,840	12/1964	Marola .....	D32/61
D. 259,912	7/1981	Tontarelli .....	D32/61
D. 685,974	11/1961	Cote .....	24/511
1,257,639	2/1918	Rosenberger .....	24/508
2,885,758	5/1959	Russo et al. .	
3,579,751	5/1971	Jonckheere .	
4,020,530	5/1977	Sartore .....	24/511

4,079,765	3/1978	Hatayan .	
4,145,793	3/1979	Berlet .	
4,277,864	7/1981	Orson, Sr. .	
4,506,416	3/1985	Ohminato et al. .	

FOREIGN PATENT DOCUMENTS

0987375	8/1951	France .....	24/508
0398487	3/1966	Switzerland .	

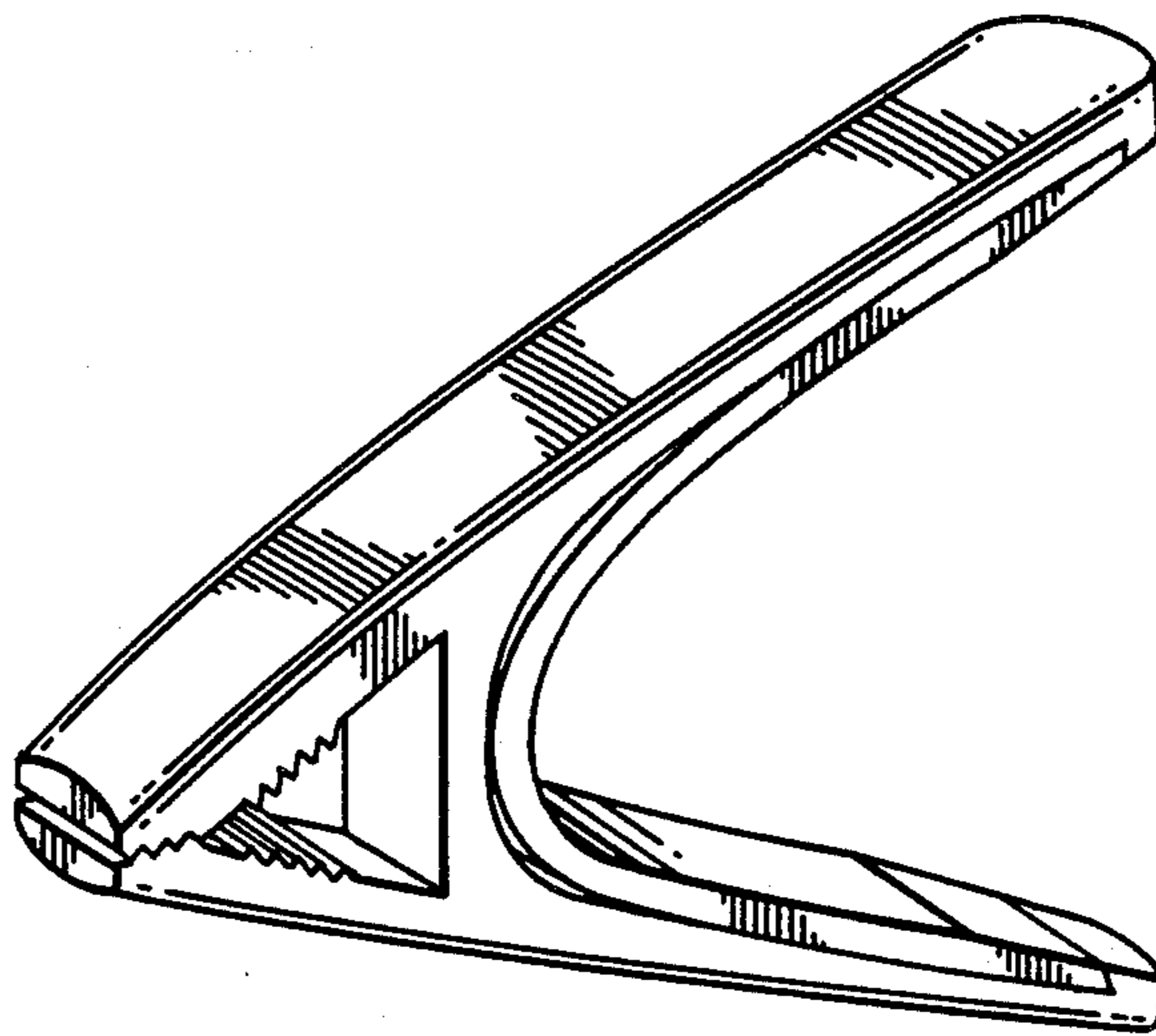
Primary Examiner—B. J. Bullock  
Attorney, Agent, or Firm—Renner, Kenner, Greive,  
Bobak, Taylor & Weber

[57] CLAIM

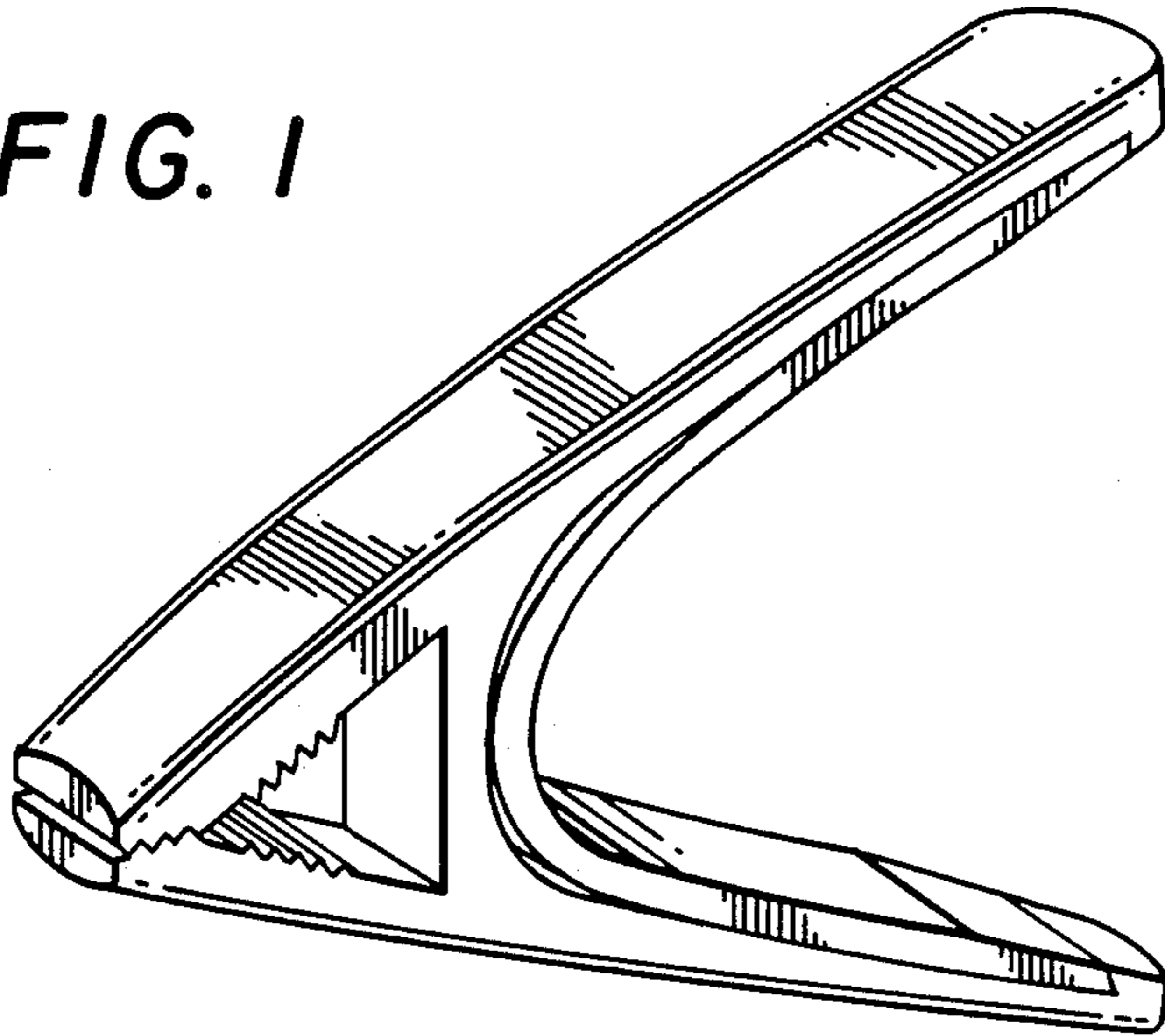
The ornamental design for a spring clamp, as shown and described.

DESCRIPTION

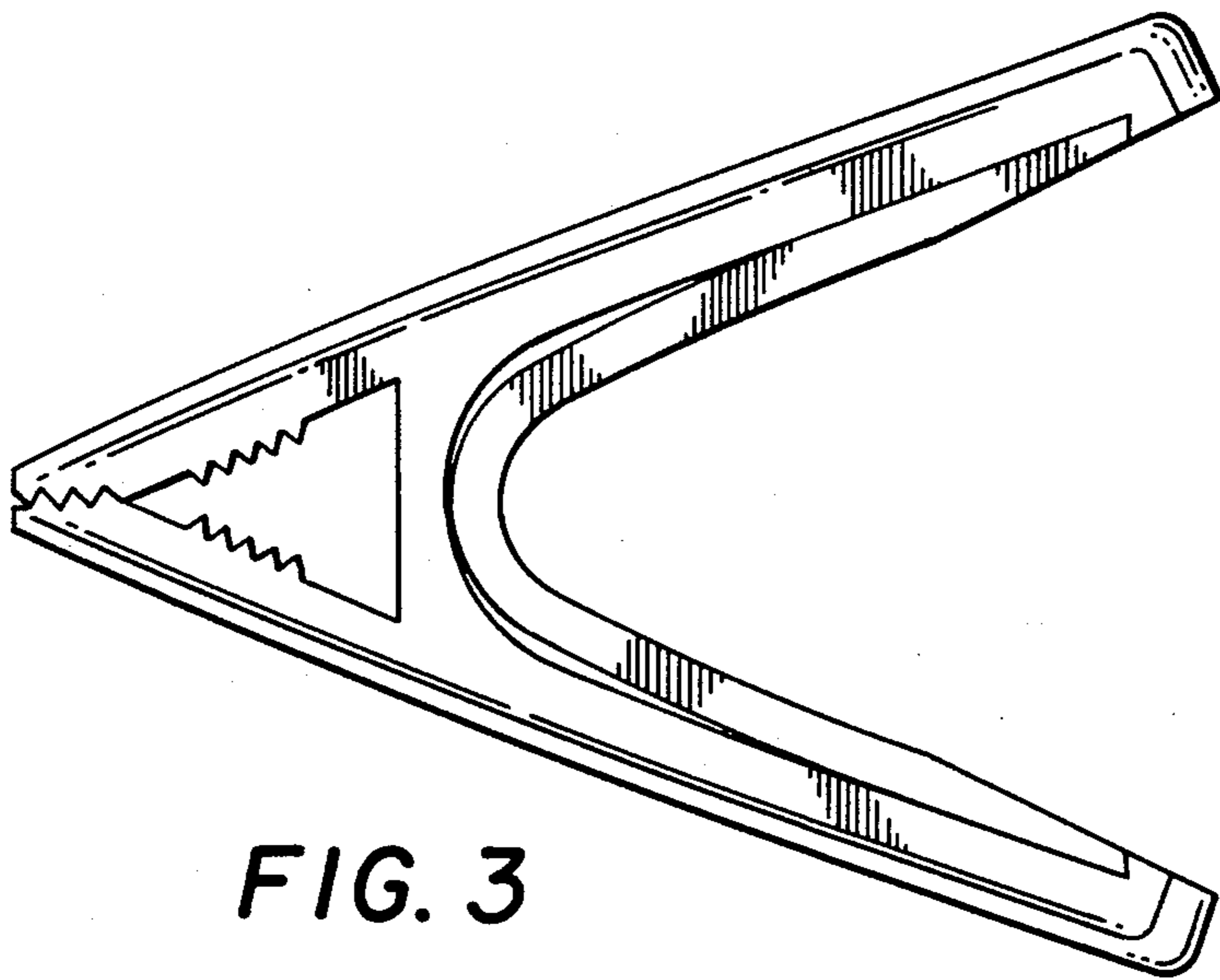
FIG. 1 is a perspective view of a spring clamp embodying my new design.  
FIG. 2 is a bottom plan view thereof.  
FIG. 3 is a side elevational view thereof, which is identical to the opposite side thereof.  
FIG. 4 is a rear elevational view thereof.




*FIG. 1*



*FIG. 2*



*FIG. 3*



*FIG. 4*