

[54] FLEXIBLE ROLLER FOR HAIR SETTER

[75] Inventor: Wong F. Keung, Kowloon, Hong Kong

[73] Assignee: Motor Electric Mfg. Co., Ltd., Hong Kong

[\*\*] Term: 14 Years

[21] Appl. No.: 39,904

[22] Filed: Apr. 20, 1987

[30] Foreign Application Priority Data

Dec. 23, 1986 [GB] United Kingdom ..... 1038957

[52] U.S. Cl. .... D28/37

[58] Field of Search ..... D28/9-18, D28/35, 37, 38; 219/222; 132/7, 9, 31 R, 32 R, 38 R, 38 A, 39, 42 R, 42 A, 43 R, 43 A

[56] References Cited

U.S. PATENT DOCUMENTS

618,630 1/1899 Whelan ..... 132/43 R

2,542,601 2/1951 Van Cleef ..... 132/43 R  
4,577,647 3/1986 Fenster et al. .... 132/43 R  
4,584,462 4/1986 Morrison ..... 132/43 R

FOREIGN PATENT DOCUMENTS

930646 1/1948 France ..... 132/43 A  
936116 7/1948 France ..... 132/43 A

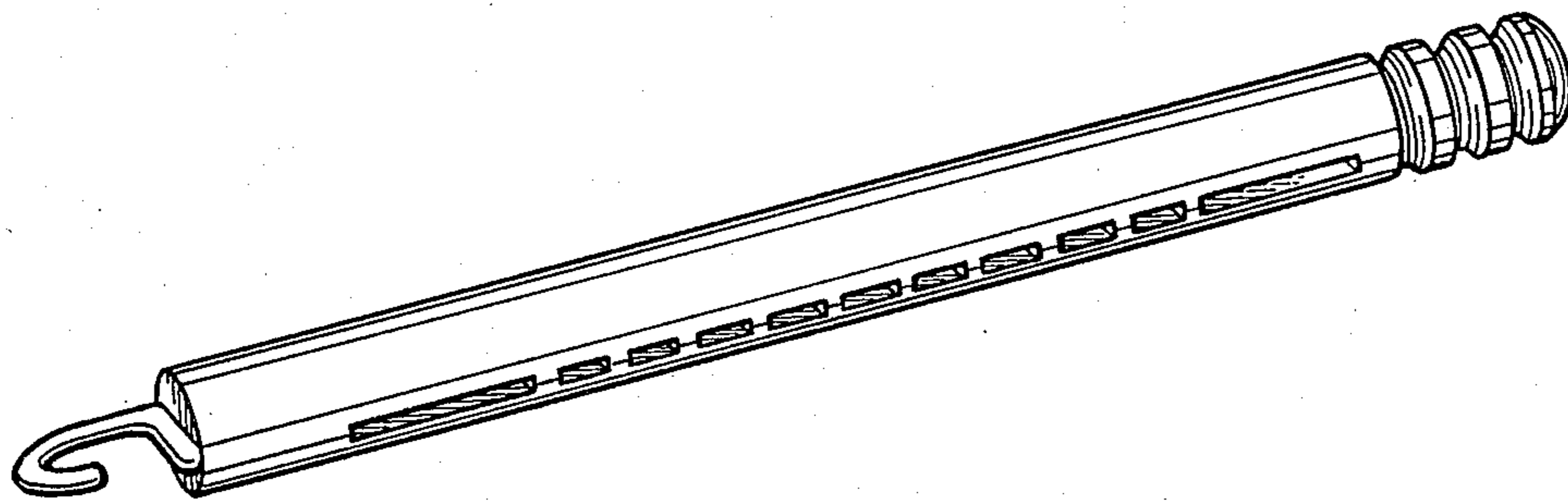
Primary Examiner—Louis S. Zarfes  
Attorney, Agent, or Firm—Wolf, Greenfield & Sacks

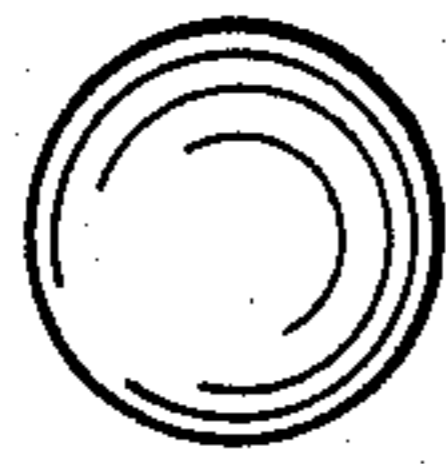
[57] CLAIM

The ornamental design for a flexible roller for hair setter, as shown and described.

DESCRIPTION

FIG. 1 is a left end elevational view of a flexible roller for hair setter showing my new design; FIG. 2 is a right end elevational view; FIG. 3 is a front elevational view; FIG. 4 is a bottom plan view; FIG. 5 is a view in end-engaged position; and FIG. 6 is a perspective view.







*Fig. 1*



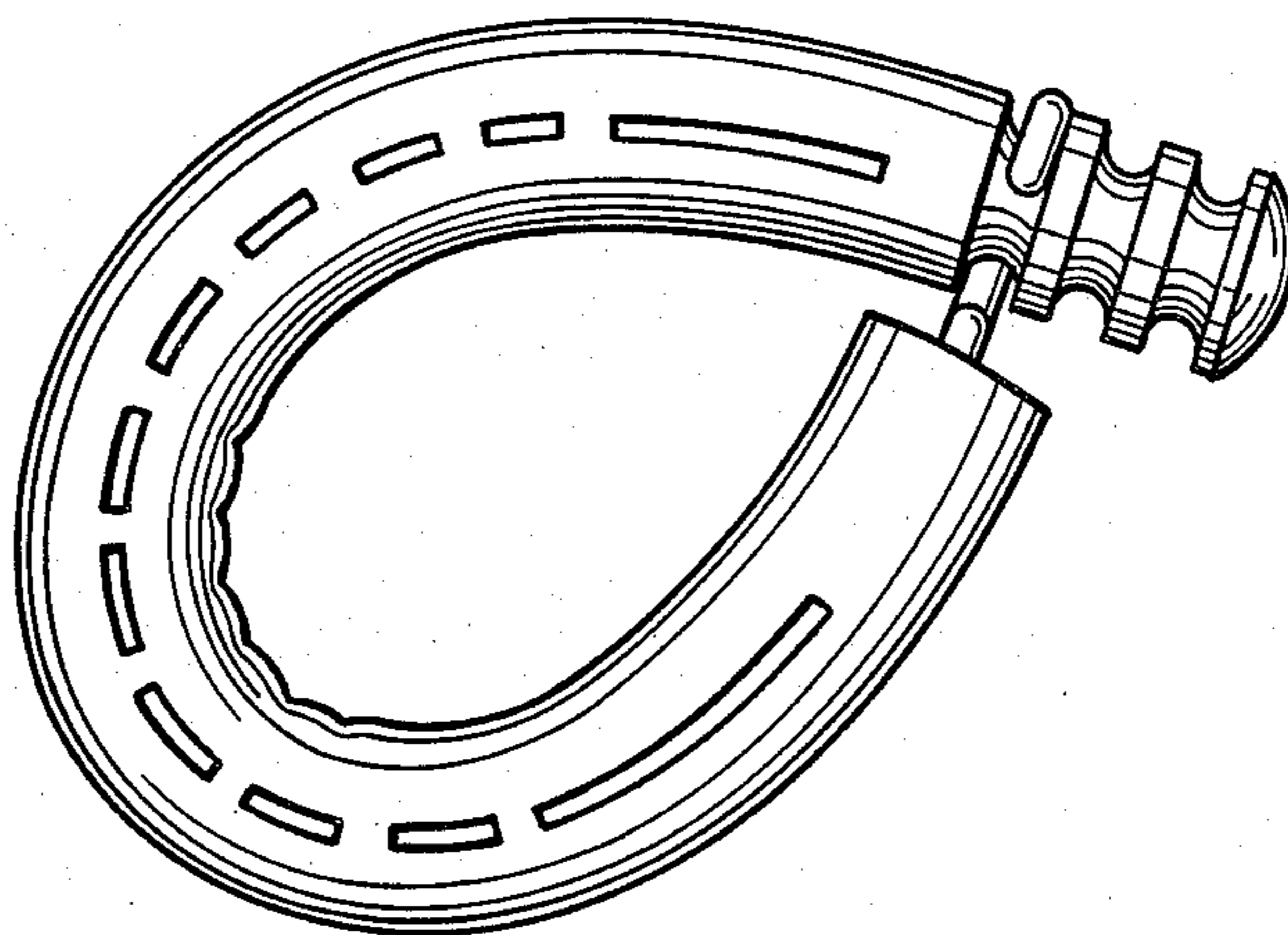
*Fig. 2*



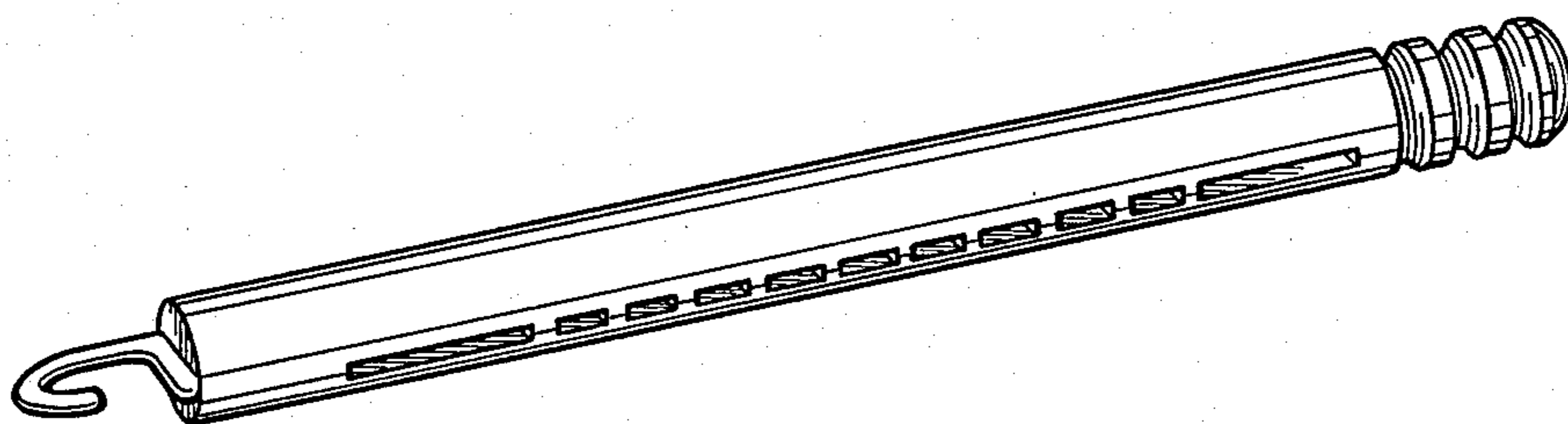
*Fig. 3*



*Fig. 4*



*Fig. 5*



*Fig. 6*