

[54] PAPER CLIP ATTACHMENT FOR VEHICLE DASHBOARD

[76] Inventor: Richard K. Olson, 9724 Tareytown Ave., San Ramon, Calif. 94583

[**] Term: 14 Years

[21] Appl. No.: 872,449

[22] Filed: Jun. 9, 1986

[52] U.S. Cl. D19/65; D19/86; D19/88; D19/91

[58] Field of Search D3/65; D8/395; D19/65; 24/10 R, 67 R, 67.3, 67.9, 545-549, 563, 3 C, 3 J, 3 L, 3 K; 40/666, 667, 658, 659

[56] References Cited

U.S. PATENT DOCUMENTS

D. 60,275 1/1922 Stone D19/65

D. 137,065 1/1944 Rosenberg D19/65
D. 202,079 8/1965 Polk D19/65
D. 251,124 2/1979 Takeuchi D19/65
3,911,531 10/1975 Buturuga 24/10 R



Primary Examiner—Bruce W. Dunkins
Assistant Examiner—Martha Thompson
Attorney, Agent, or Firm—Linval B. Castle

[57] CLAIM

The ornamental design for a paper clip attachment for vehicle dashboard, as shown.

DESCRIPTION

FIG. 1 is a front elevational view of a paper clip attachment for vehicle dashboard showing my new design; FIG. 2 is a rear elevational view; FIG. 3 is a side elevational view, the opposite side being a mirror image thereof; FIG. 4 is a top plan view; and FIG. 5 is a bottom plan view thereof.






FIG. 1

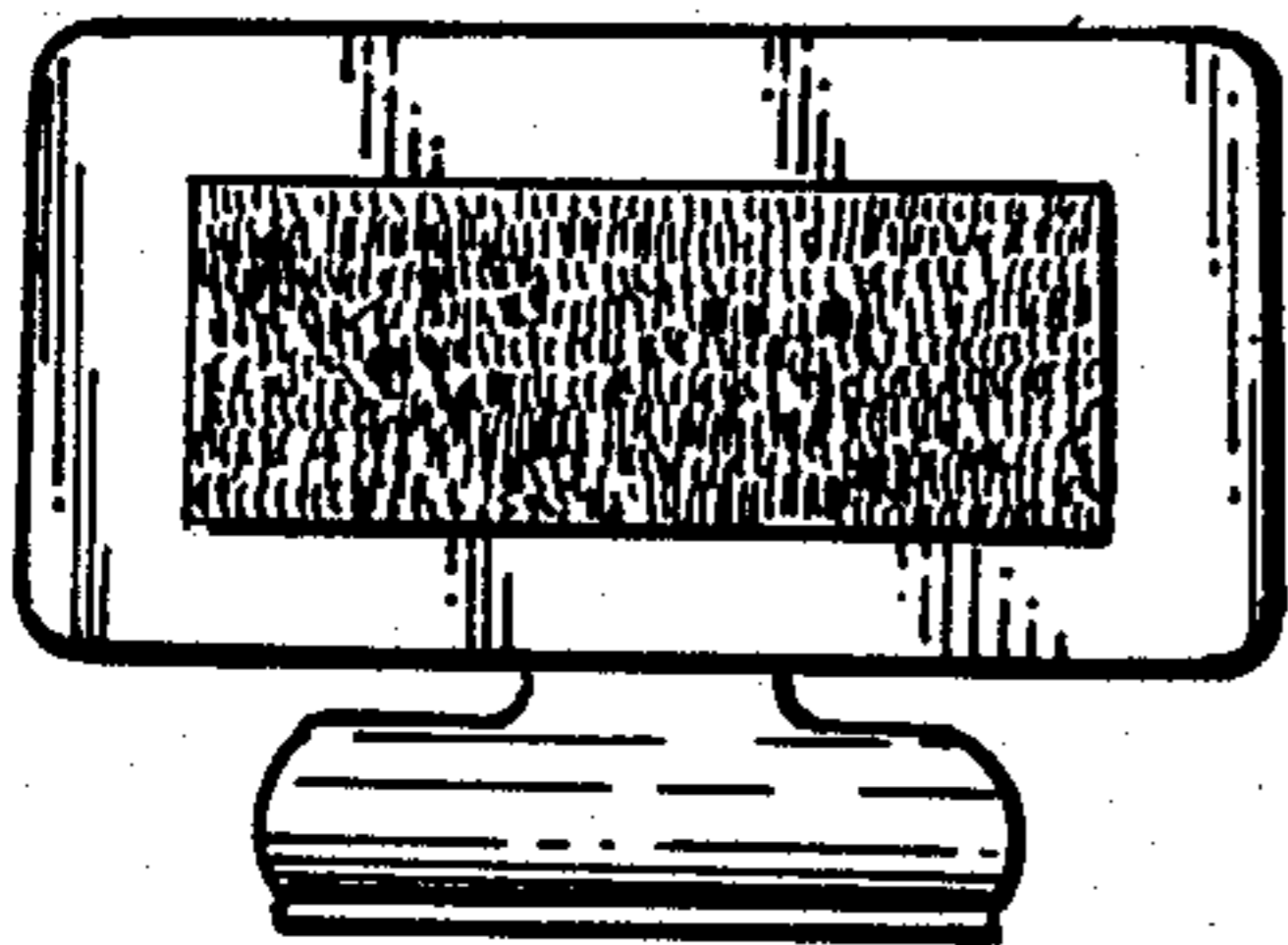


FIG. 2




FIG. 3

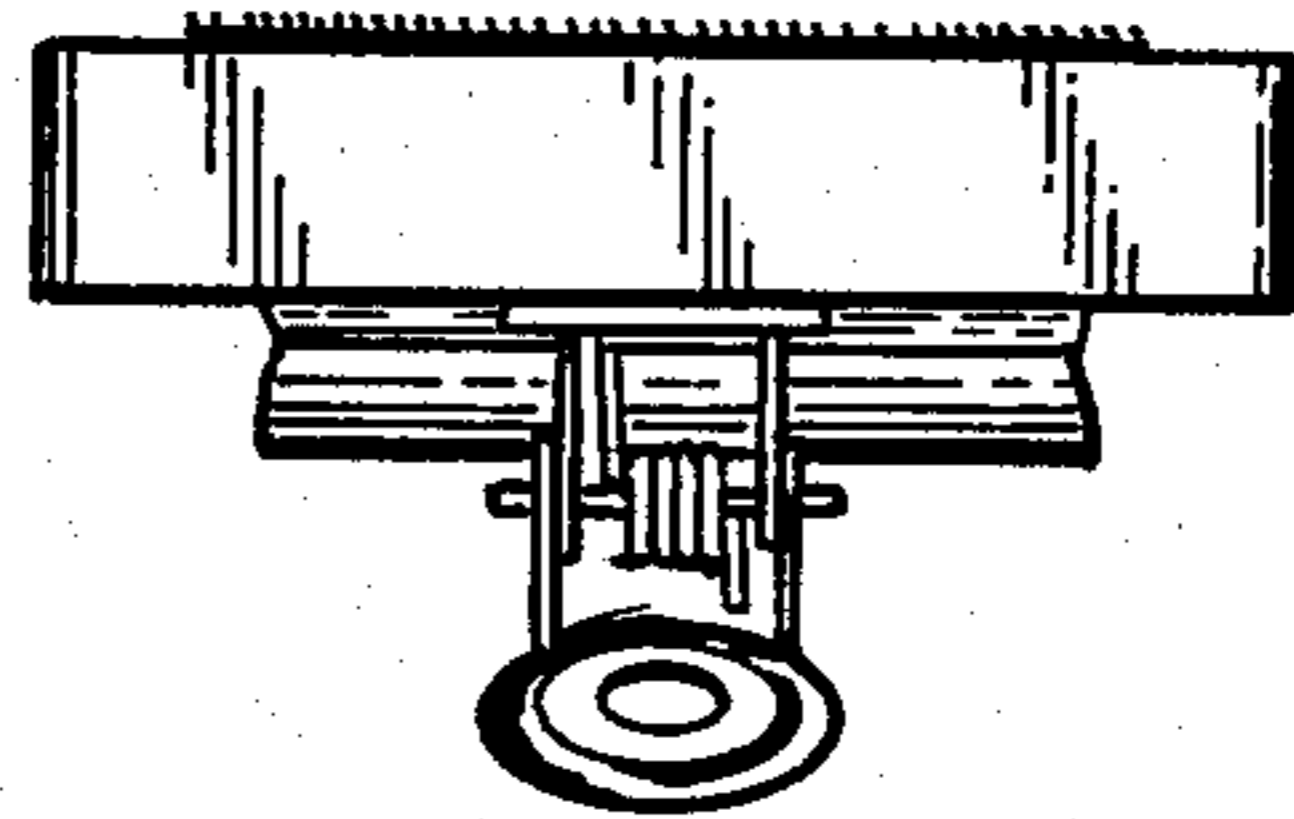


FIG. 4




FIG. 5