

[54] **TJANTING TOOL**

[76] **Inventor: Donald Wiener, P.O. Box 14, Somerset, Mass. 02726**

[\*\*] **Term: 14 Years**

[21] **Appl. No.: 755,811**

[22] **Filed: Jul. 17, 1985**

[52] **U.S. Cl. .... D19/35; 401/28; 401/35**

[58] **Field of Search ..... D19/35, 36, 65, 95, D19/99, 100, 41, 42, 43, 44, 45, 47, 55, 58; 401/28, 35**

[56] **References Cited**

**U.S. PATENT DOCUMENTS**

3,079,895 3/1963 Gordon ..... 401/35  
4,171,168 10/1979 Braun ..... 401/35

**OTHER PUBLICATIONS**

Arts & Crafts, Inc. catalog, ©1971, p. 177-top right-T-janting Needles.

*Primary Examiner*—Bernard Ansher  
*Assistant Examiner*—Theodore M. Shooman  
*Attorney, Agent, or Firm*—Mattern, Ware, Stoltz & Fressola

[57] **CLAIM**

The ornamental design for a tjanting tool, as shown and described.

**DESCRIPTION**

FIG. 1 is a top, front and right side perspective view of a tjanting tool showing my new design;  
FIG. 2 is a top plan view thereof;  
FIG. 3 is a right side elevational view thereof, the left side being a mirror image;  
FIG. 4 is a front elevational view thereof;  
FIG. 5 is a rear elevational view thereof; and  
FIG. 6 is a bottom plan view thereof.

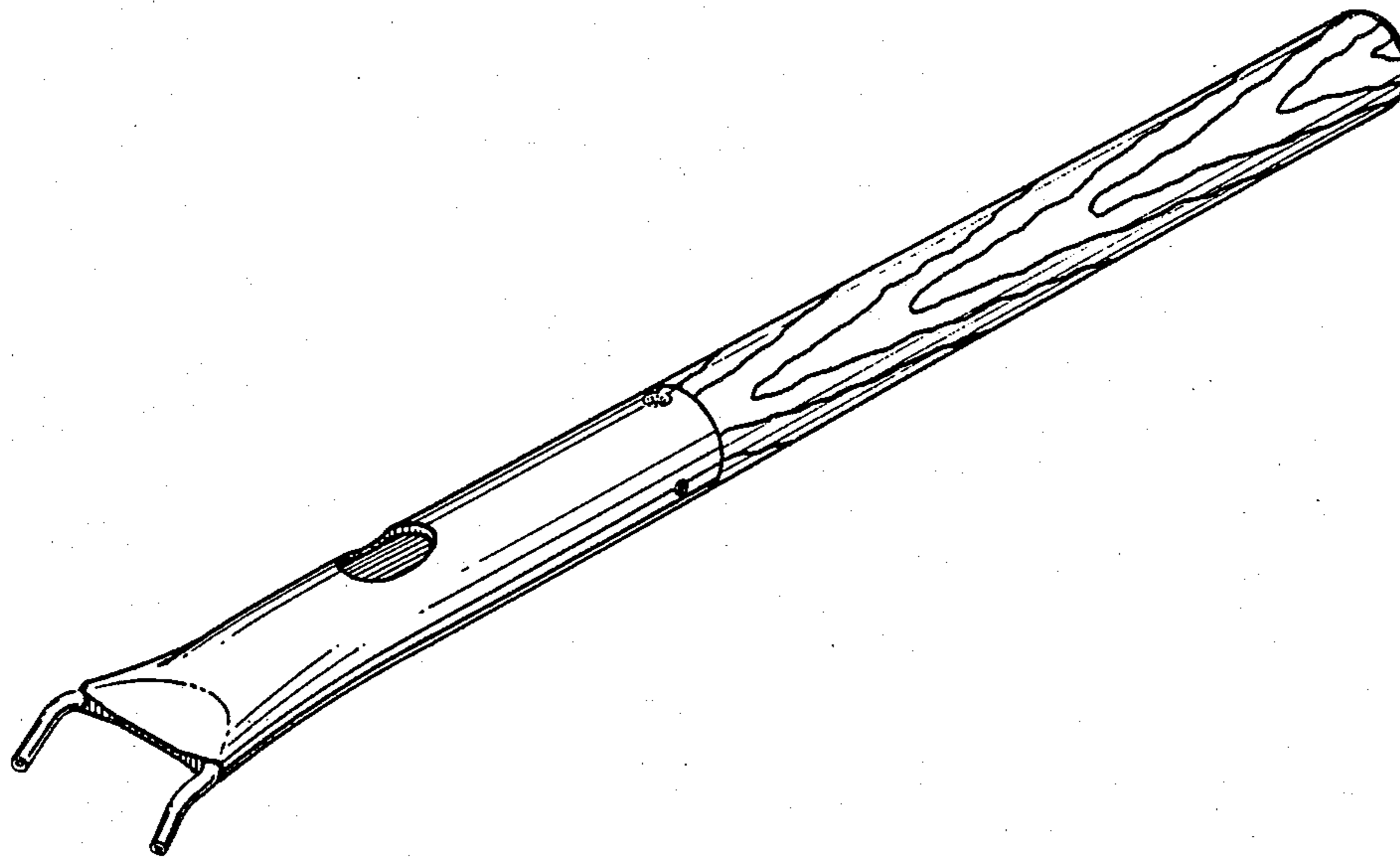


FIG. 1

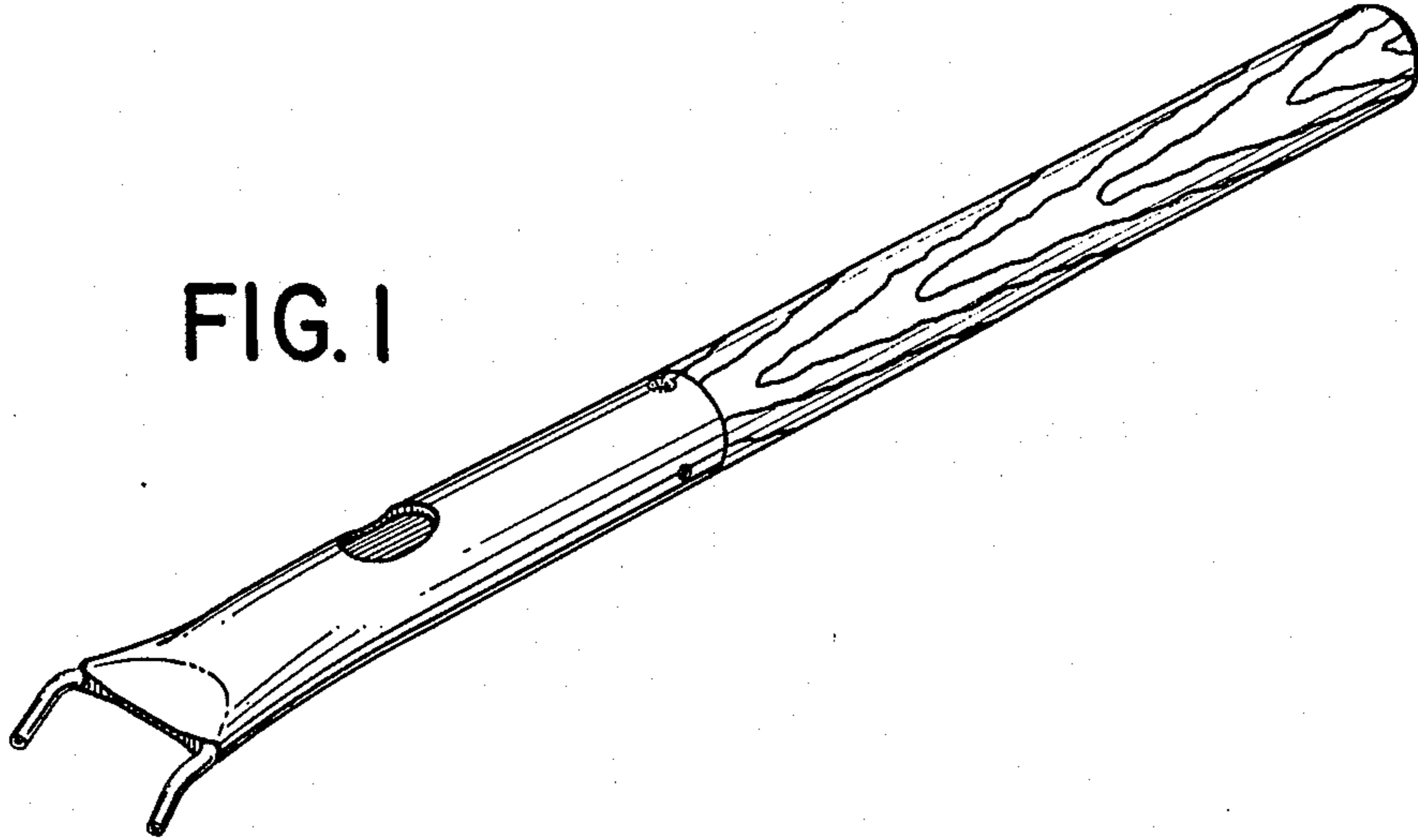


FIG. 2

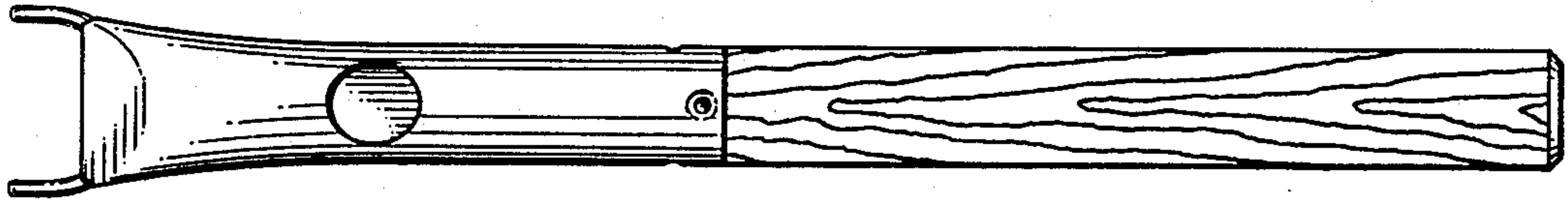


FIG. 3



FIG. 4

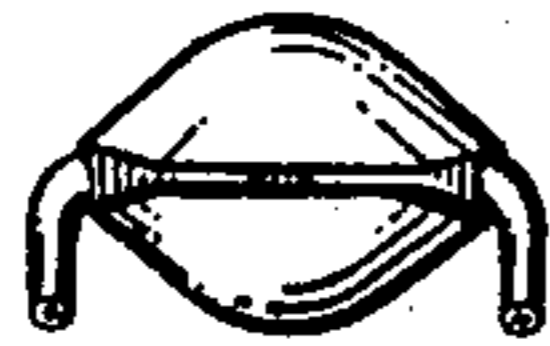


FIG. 5



FIG. 6

