

[54] **POCKET COMPUTER**
[75] **Inventor: Forrest S. Wright, Rochester, Mich.**
[73] **Assignee: Binagraphics, Inc., Rochester, Mich.**
[**] **Term: 14 Years**
[21] **Appl. No.: 118,836**
[22] **Filed: Nov. 9, 1987**
[52] **U.S. Cl. D14/100; D18/7**
[58] **Field of Search D14/100-117;
D18/1, 2, 6, 7, 11, 12; 340/700, 711; 364/708,
709, 705, 706, 710, 705.06; 235/61 R, 61 A, 62
A, 62 B, 145 R, 146; 200/5 A; 341/22, 23;
312/208, 212, 196, 241, 244, 237, 117; 150/52
R; 190/109; 206/526, 576; 400/691, 693**

[56] **References Cited**
U.S. PATENT DOCUMENTS

D. 259,200 5/1981 Welch et al. D18/7
D. 263,966 4/1982 Kobayashi D18/2
D. 293,920 1/1988 Yubisui et al. D18/7
4,090,247 5/1978 Martin 340/711 X
4,096,577 6/1978 Ferber et al. 200/5 A X

4,517,660 5/1985 Fushimoto et al. 364/708

FOREIGN PATENT DOCUMENTS

0098227 6/1984 Japan 341/23
0105164 6/1984 Japan 341/23

Primary Examiner—Susan J. Lucas
Assistant Examiner—Freda S. Nunn
Attorney, Agent, or Firm—Dykema Gossett

[57] **CLAIM**

The ornamental design for pocket computer, as shown.

DESCRIPTION

FIG. 1 is a perspective view of the pocket computer showing my new design, with the cover in an open position;
FIG. 2 is a top plan view thereof, with the cover in an open position;
FIG. 3 is a top plan view thereof, with the over in a closed position;
FIG. 4 is a rear elevational view thereof;
FIG. 5 is a front elevational view thereof;
FIG. 6 is a left side elevational view thereof;
FIG. 7 is a right side elevational view thereof;
FIG. 8 is a bottom plan view thereof.

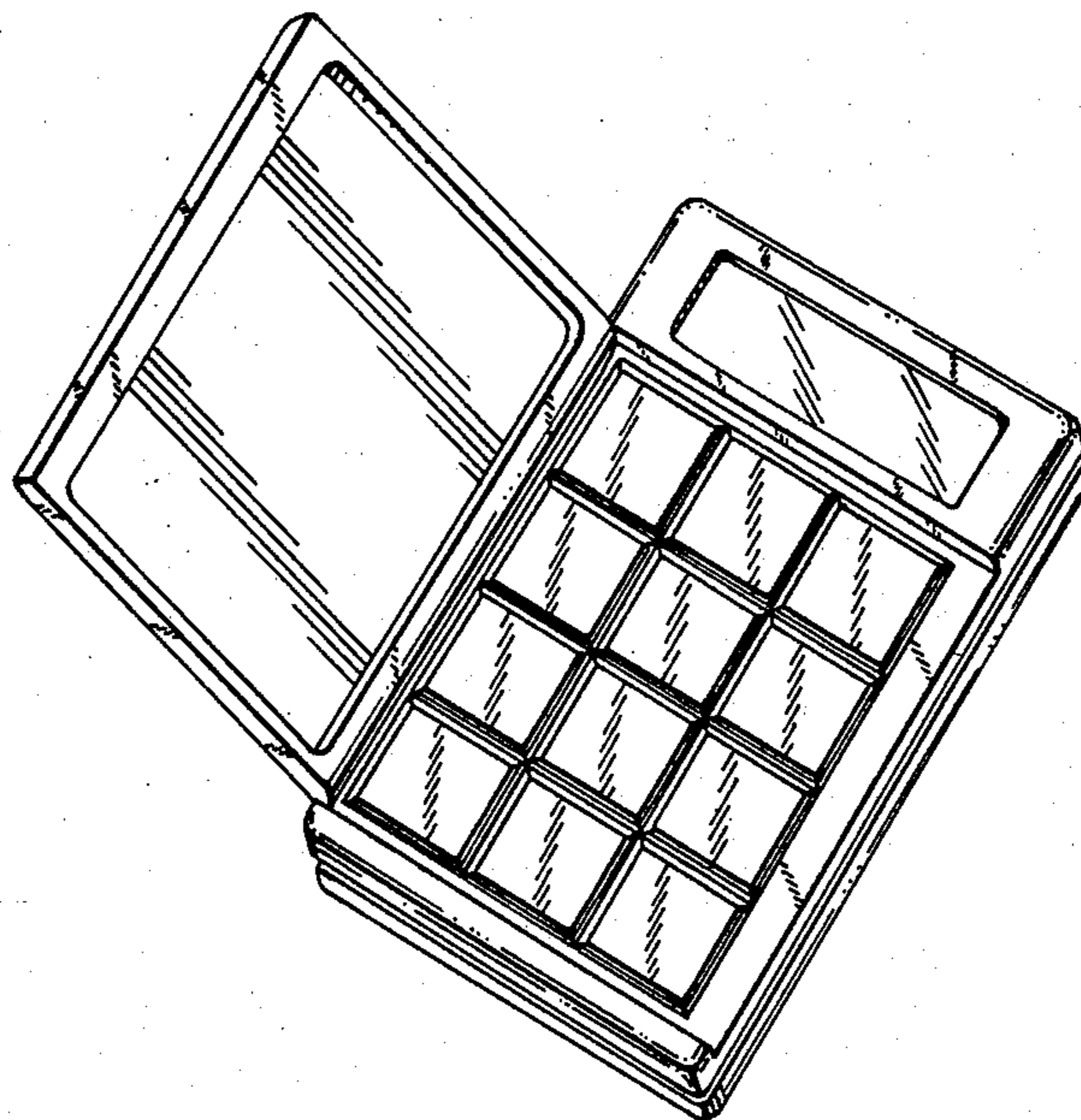


FIG. 1

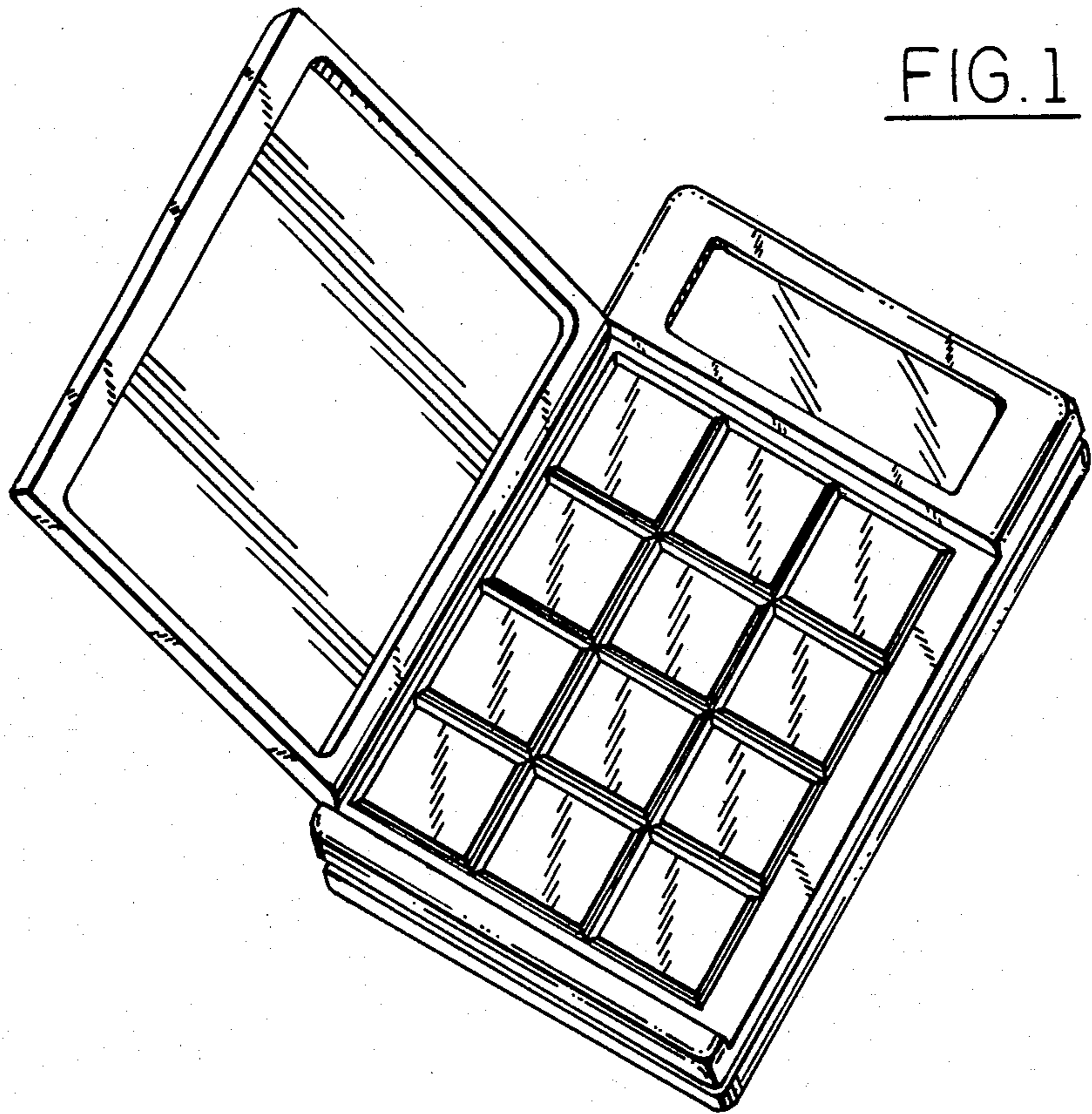


FIG. 2

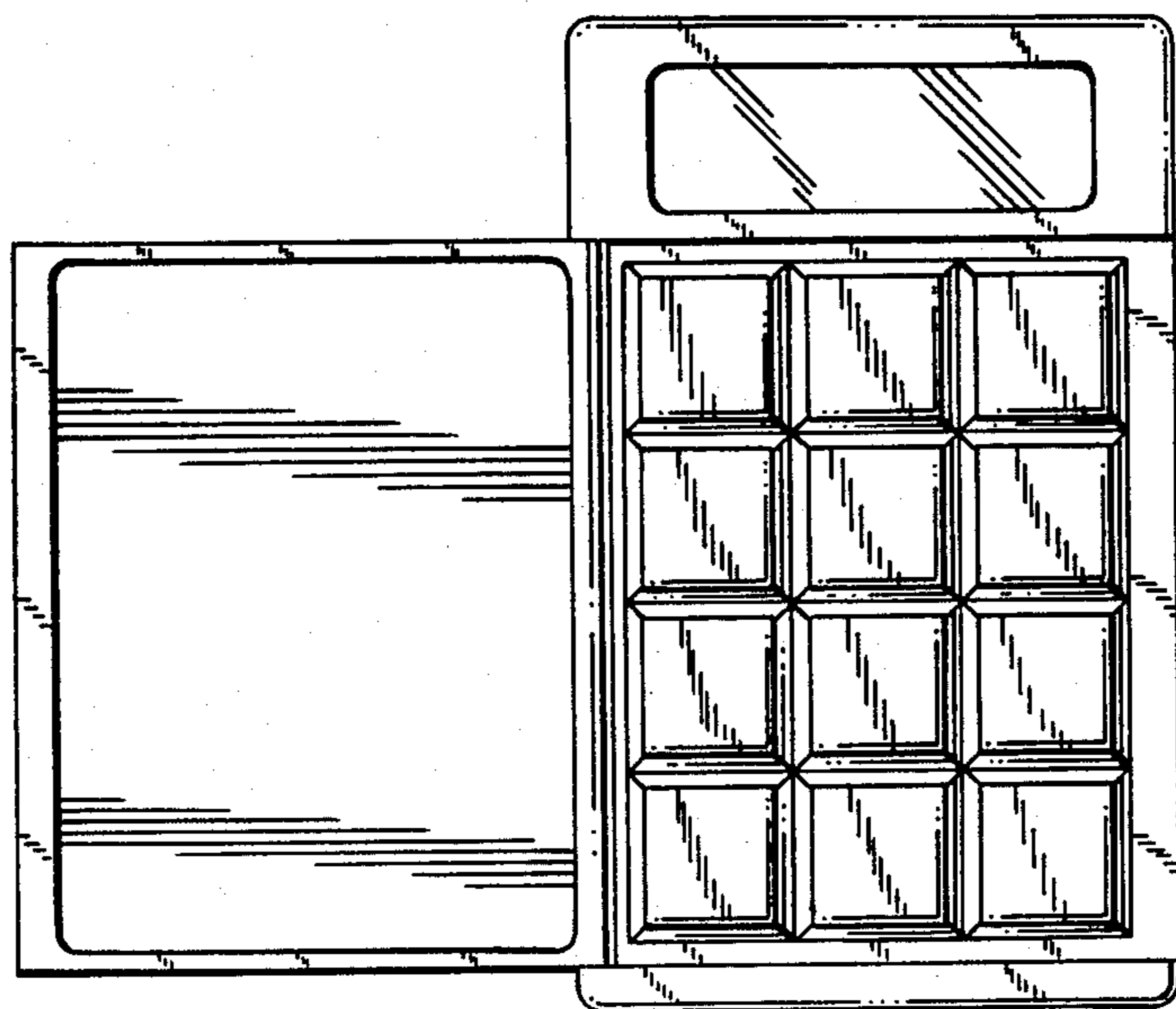


FIG. 4




FIG. 6



FIG. 3




FIG. 7

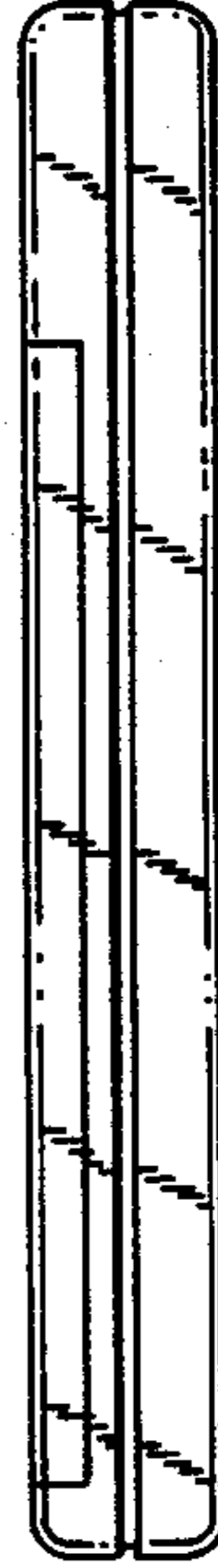


FIG. 5




FIG. 8

