

[54] COMBINED CONTROL UNIT HANDSET HOUSING WITH CORD AND PLUG, FOR A MOBILE RADIOTELEPHONE

[75] Inventor: Jorma Pitkonen, Turku, Finland

[73] Assignee: Mobira OY, Salo, Finland

[**] Term: 14 Years

[21] Appl. No.: 200,306

[22] Filed: May 31, 1988

Related U.S. Application Data

[62] Division of Ser. No. 850,346, Apr. 4, 1986.

[30] Foreign Application Priority Data

Oct. 11, 1985 [FI] Finland 771/85
[52] U.S. Cl. D14/138
[58] Field of Search D14/52, 53, 59, 60, D14/62, 63, 64, 66; 379/58, 59, 440, 433, 434, 419, 428; 455/89, 90

[56] References Cited

U.S. PATENT DOCUMENTS

- D. 86,515 3/1932 Cox D13/28
D. 152,315 1/1949 Barnhart D13/28
D. 227,370 6/1973 Ely D13/28
D. 243,244 2/1977 Creamer D13/28
D. 245,417 8/1977 Kneller D13/28
D. 252,752 8/1979 Fukushima D14/53
D. 257,035 9/1980 Ostrelich et al. D13/28
D. 257,841 1/1981 Tada D14/62 X
D. 263,704 4/1982 Fukushima et al. D14/56 X
D. 264,465 5/1982 Mackenzie D14/64 X
D. 272,344 1/1984 Mackenzie D14/64 X
D. 278,626 4/1985 Takagi et al. D14/53
D. 281,681 12/1985 Kaufman D13/28 X

- D. 282,465 2/1986 Hurley et al. D14/64 X
3,558,831 1/1971 Prescott et al. 179/100
4,153,822 5/1979 Meda et al. 179/90 K X
4,268,721 5/1981 Nielson et al. 379/444
4,514,029 4/1985 Lax et al. 439/588
4,572,602 2/1986 Rupnik 439/544 X
4,722,022 1/1988 Myers et al. 439/544 X

FOREIGN PATENT DOCUMENTS

0161039 7/1986 Japan 379/61

OTHER PUBLICATIONS

B. A. Pargh Co. Inc. catalog ©1983; at p. 49; Modular Jack upper left corner of page.

B. A. Pargh Co. Inc. catalog ©1985; Plug shown at p. 370; Item T76RTN; and Plug shown p. 373, Item A01TTS.

Primary Examiner—Horace B. Fay, Jr.
Attorney, Agent, or Firm—Ladas & Parry

[57] CLAIM

The ornamental design for a combined control unit handset housing with cord and plug for a mobile radiotelephone set, as shown and described.

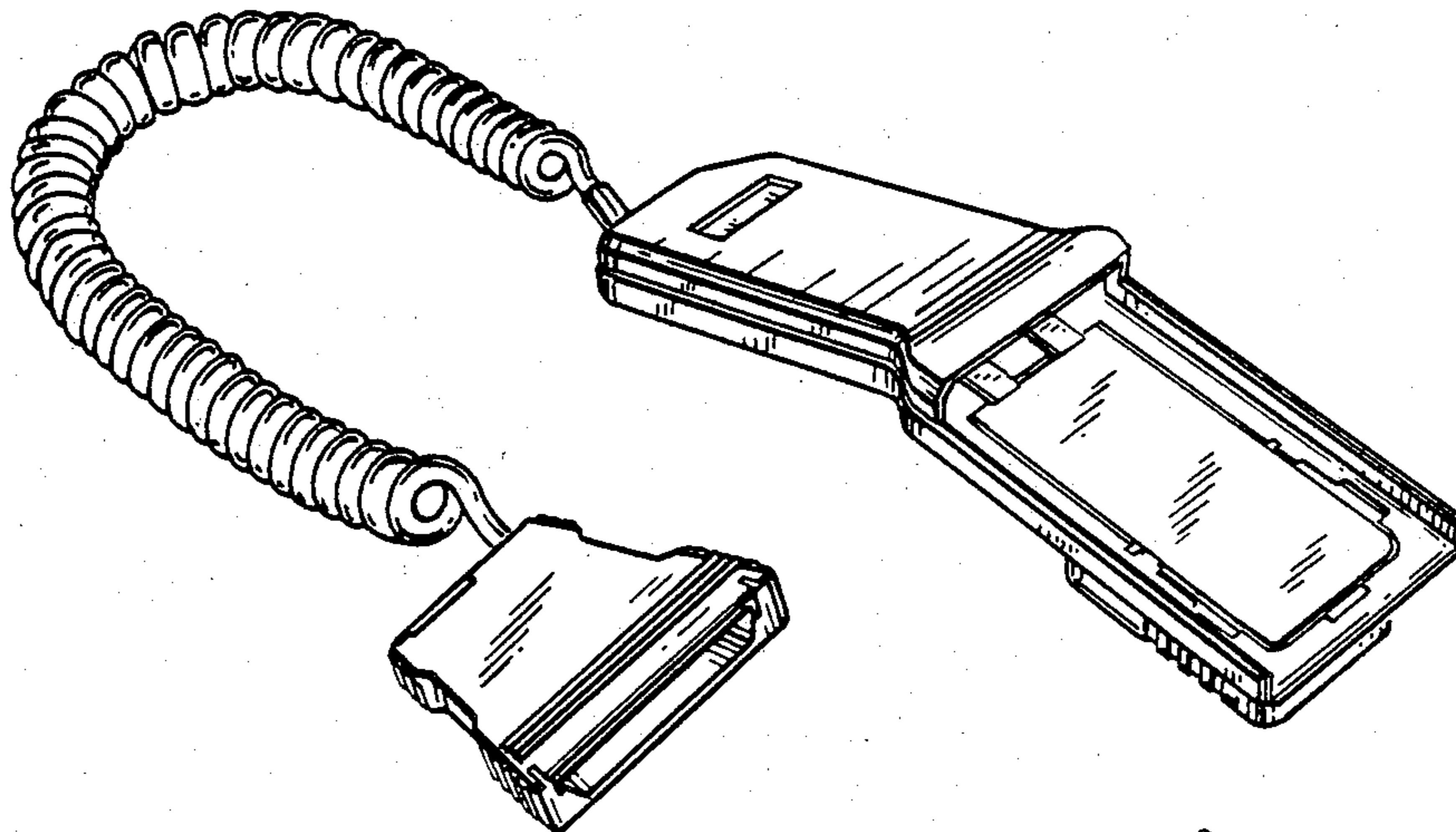
DESCRIPTION

FIG. 1 is a left side, bottom and rear perspective view of the handset housing with plug and with connecting cord for a combined control unit handset housing with cord and plug for a mobile radiotelephone set showing my new design;

FIG. 2 is a right side, bottom and front perspective view thereof;

FIG. 3 is a left side, bottom and rear perspective view thereof, without a control unit in the handset housing; and,

FIG. 4 is a right side, bottom and front perspective view thereof without a control unit in the handset housing.



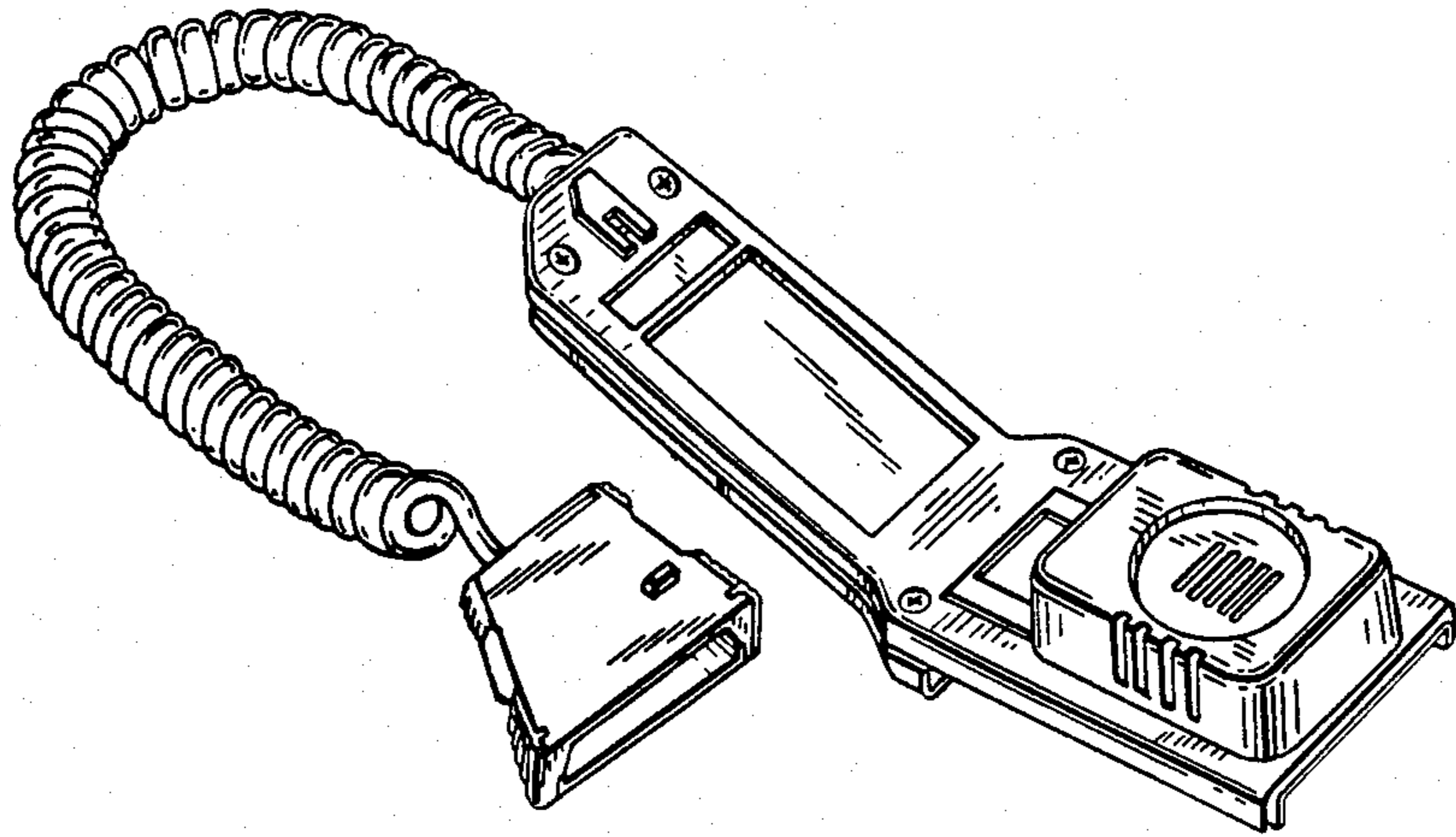


Fig. 1

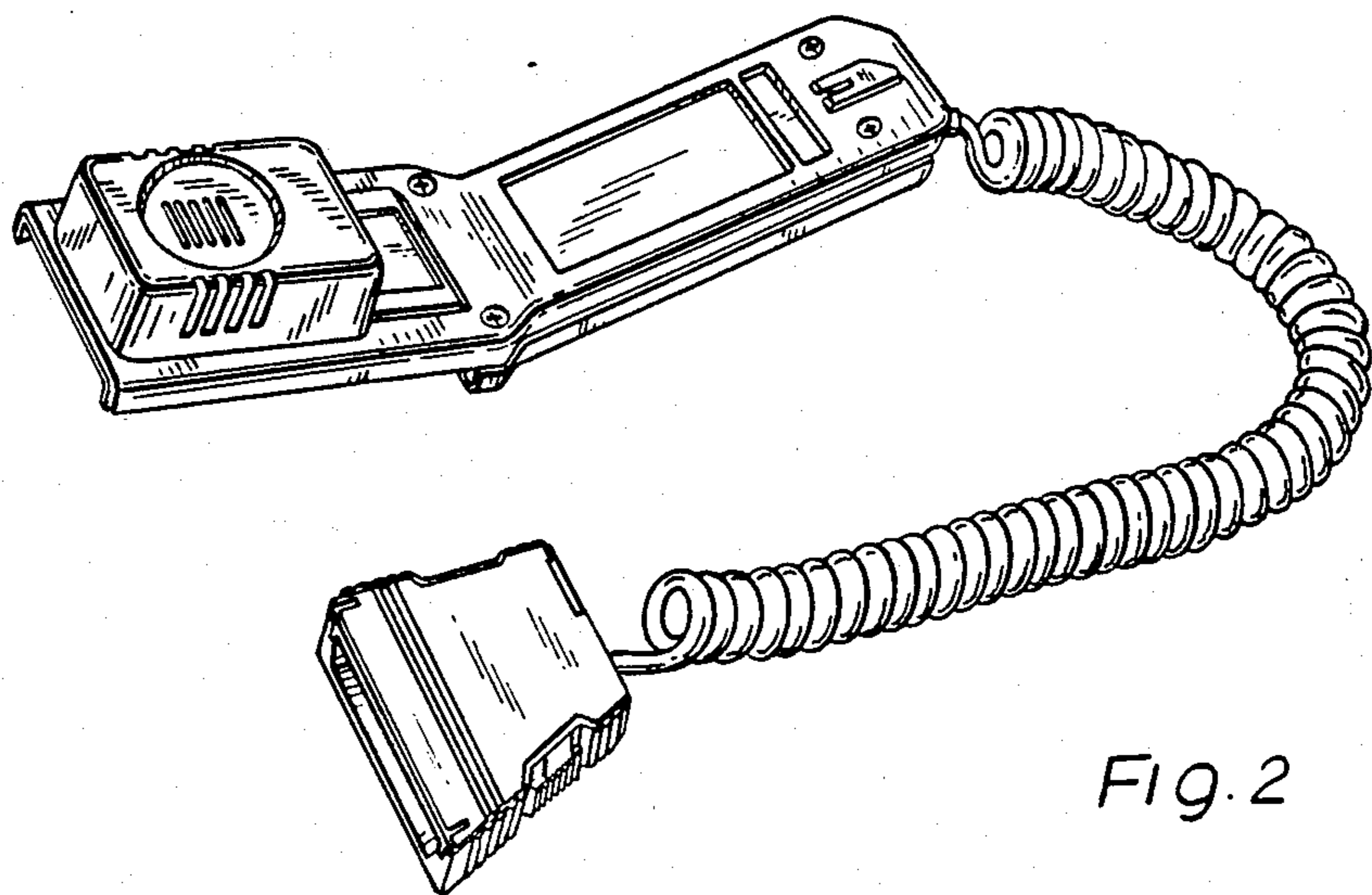


Fig. 2

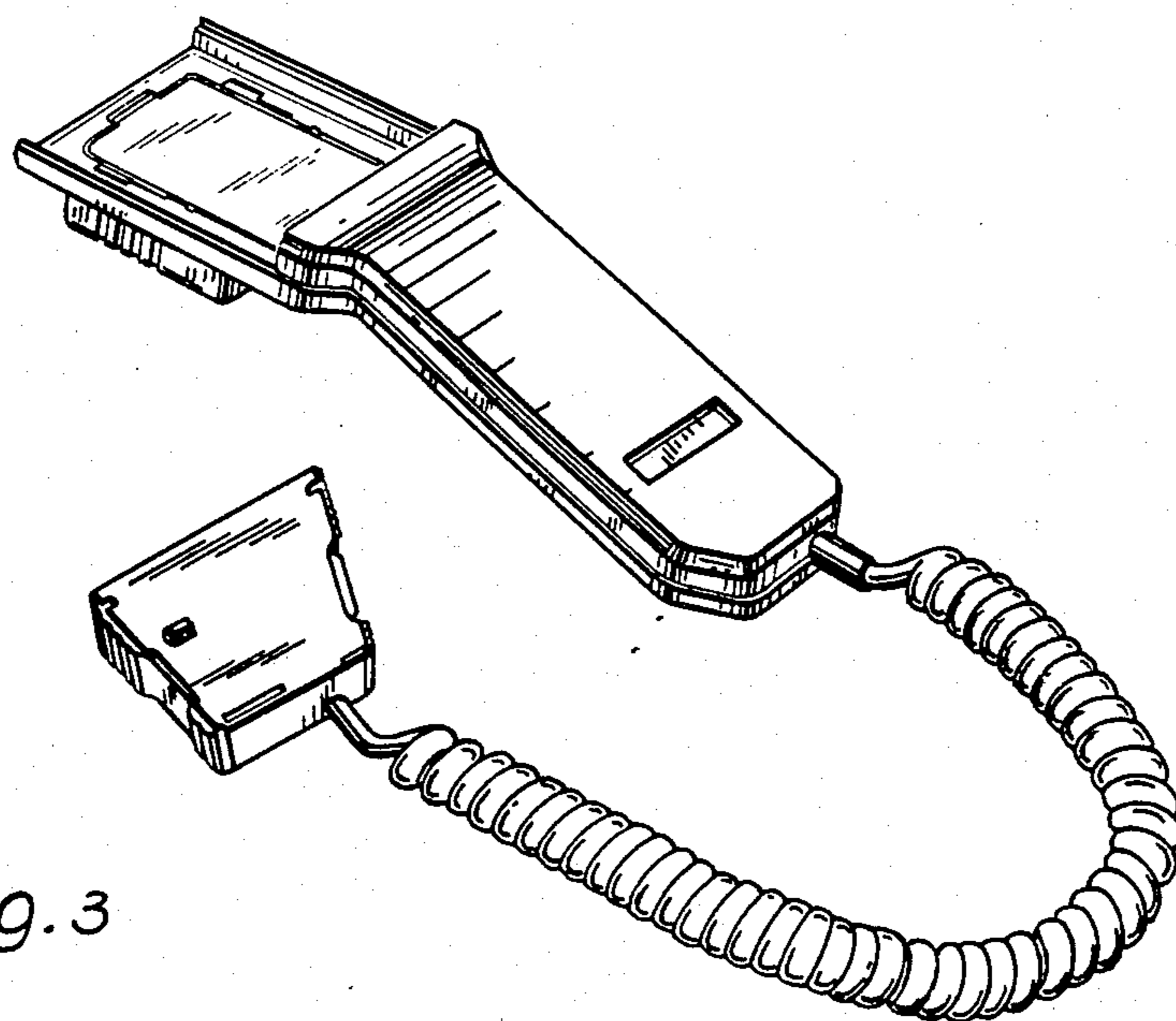


FIG. 3

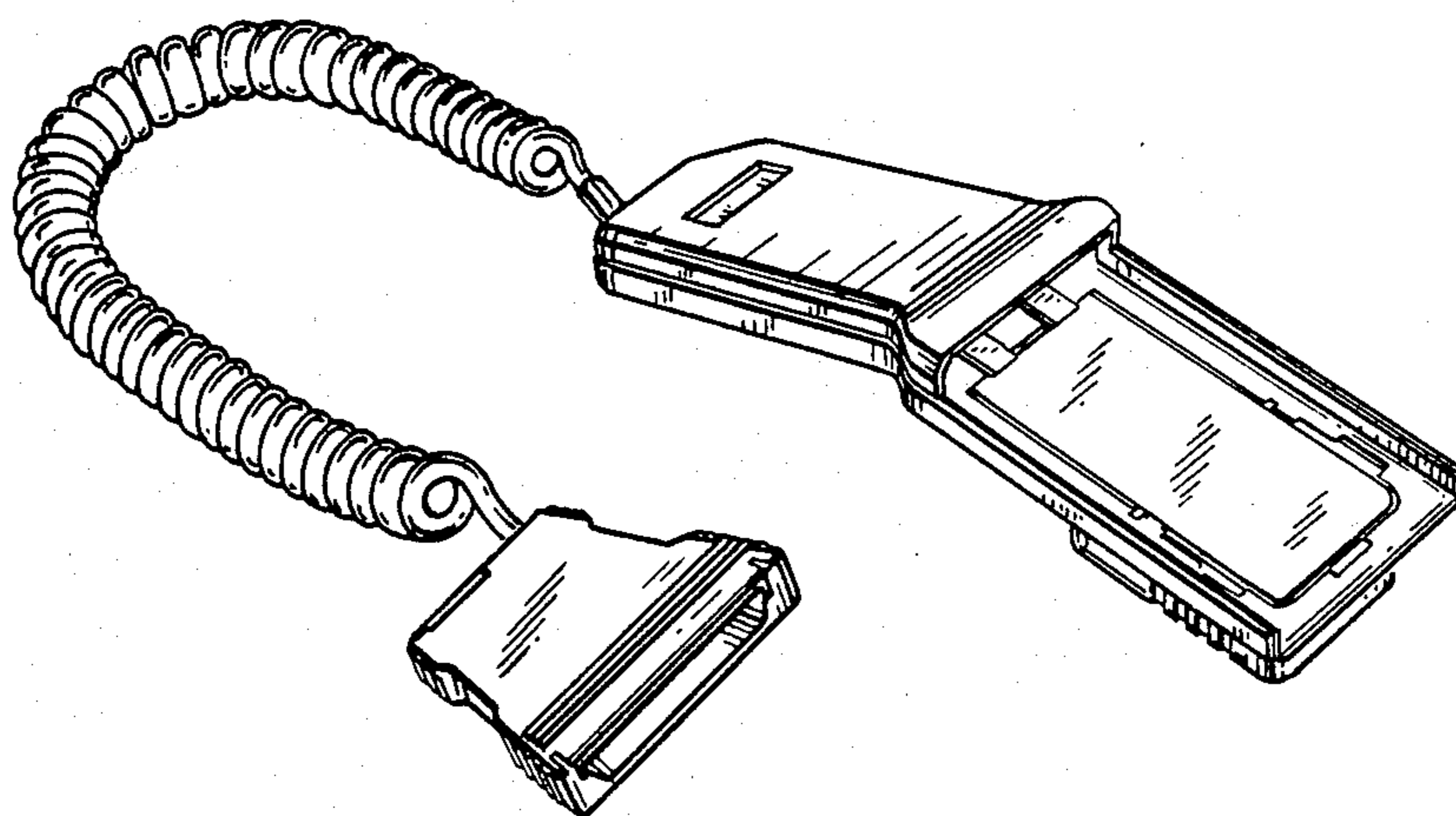


FIG. 4