

[54] JUG OR SIMILAR ARTICLE

[75] Inventor: John I. Suhajda, Racine County, Wis.

[73] Assignee: S. C. Johnson & Son, Inc., Racine, Wis.

[\*\*] Term: 14 Years

[21] Appl. No.: 791,863

[22] Filed: Oct. 28, 1985

[52] U.S. Cl. .... D9/376; D9/374

[58] Field of Search ..... D9/370, 376, 375, 378, D9/374; 215/1 R, 1 C; 220/1 R

[56] References Cited

U.S. PATENT DOCUMENTS

- D. 230,708 3/1974 Hutter et al. .... D9/376
- D. 237,255 10/1975 Plummer ..... D9/376
- D. 248,831 8/1978 Anderson ..... D9/376
- D. 250,572 12/1978 Sneed et al. .... D9/376

D. 279,078 6/1985 Franchi et al. .... D9/376

D. 286,615 11/1986 Lyons ..... D9/370

D. 287,226 12/1986 Lyons ..... D9/370

Primary Examiner—Bruce W. Dunkins

[57] CLAIM

The ornamental design for a jug or similar article, as shown and described.

DESCRIPTION

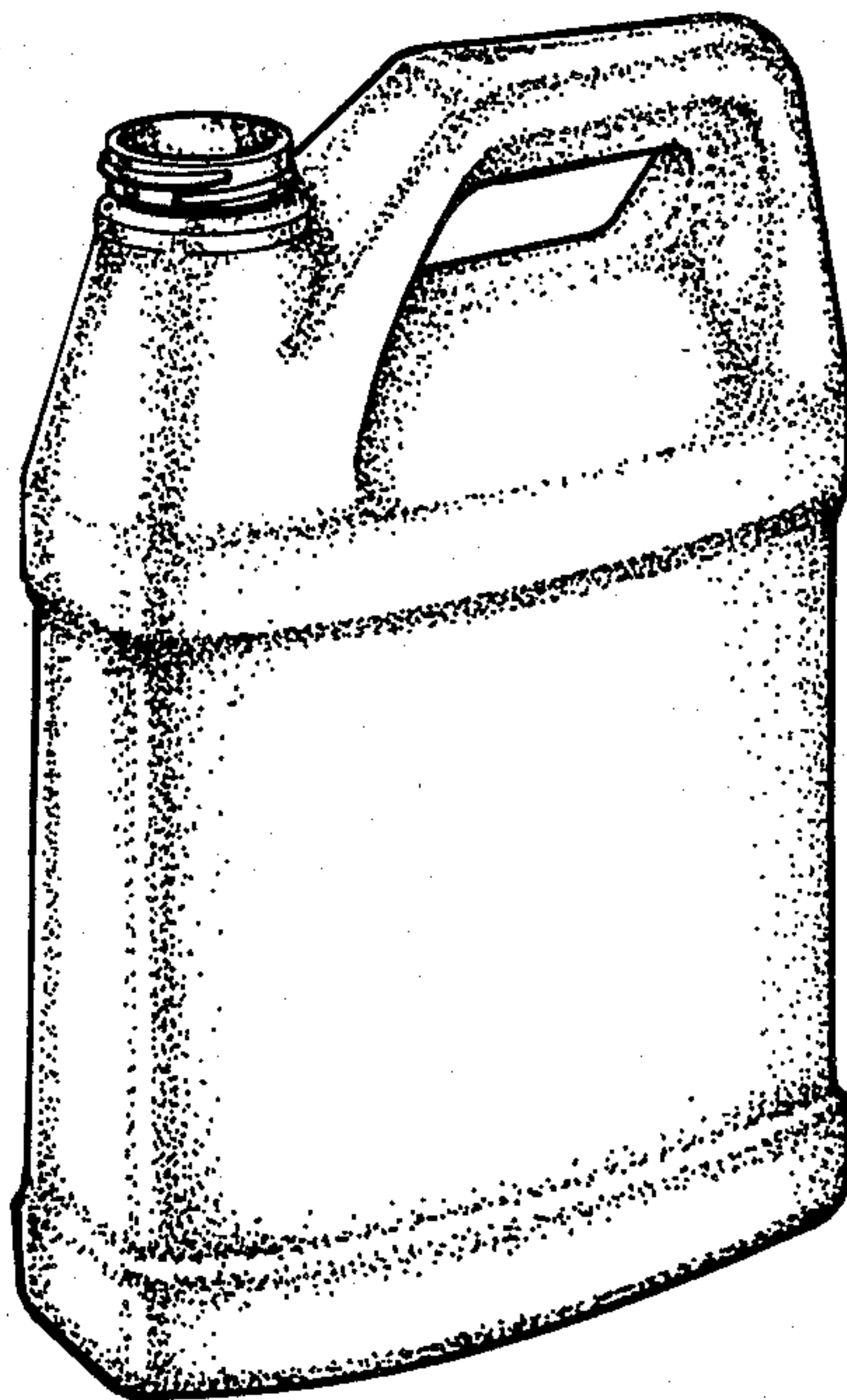
FIG. 1 is a perspective view of the jug or similar article embodying the present invention;

FIG. 2 is a side elevation view of the jug or similar article of FIG. 1 wherein the opposite side view is a mirror image of FIG. 2;

FIG. 3 is a right end view of the jug or similar article of FIG. 1 which illustrates the end opposite the spout;

FIG. 4 is a top view of the jug or similar article of FIG. 1; and

FIG. 5 is a left end view of the jug or similar article of FIG. 1 which illustrates the end adjacent the spout.



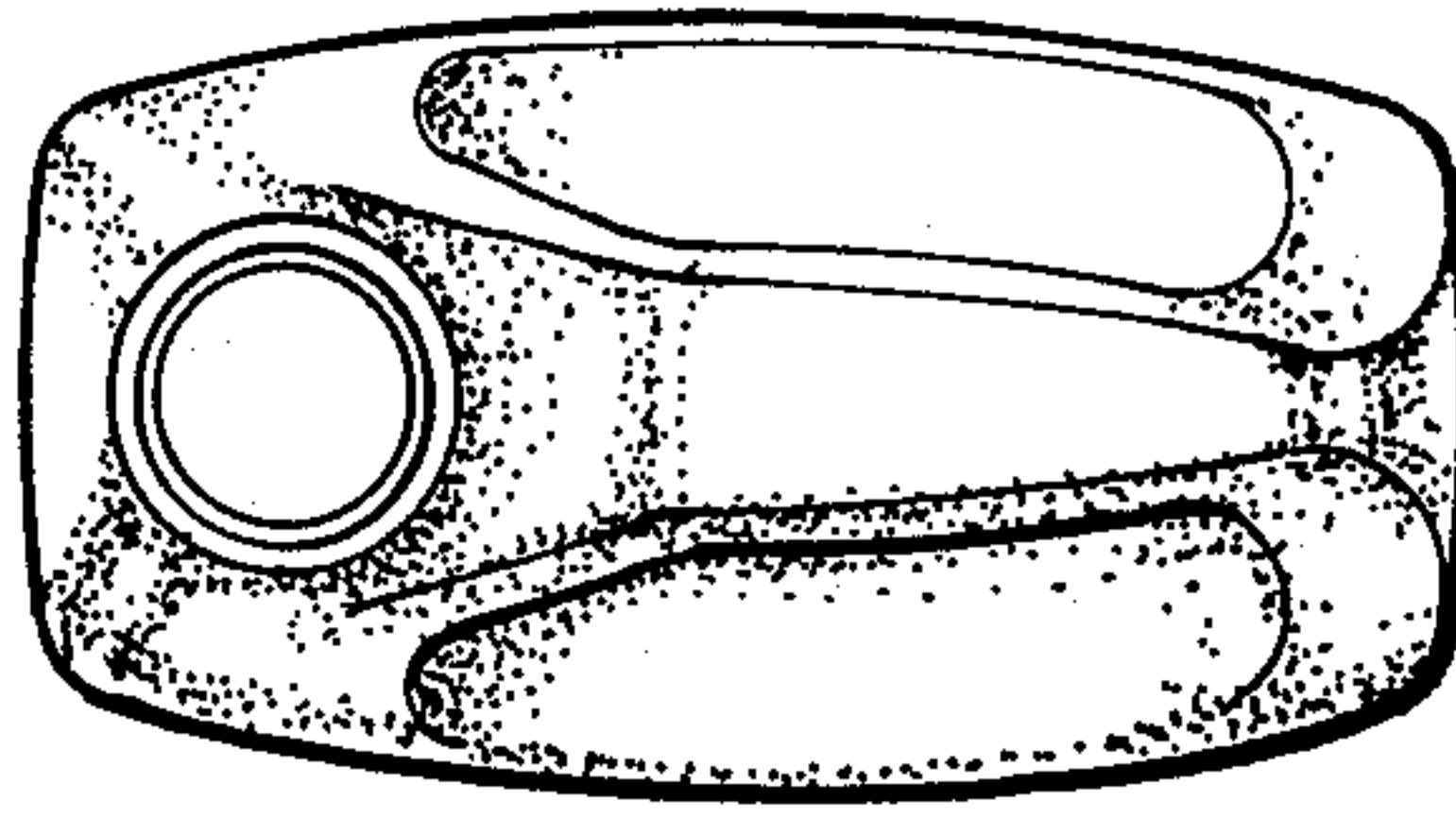


FIG. 4




FIG. 5




FIG. 2




FIG. 3

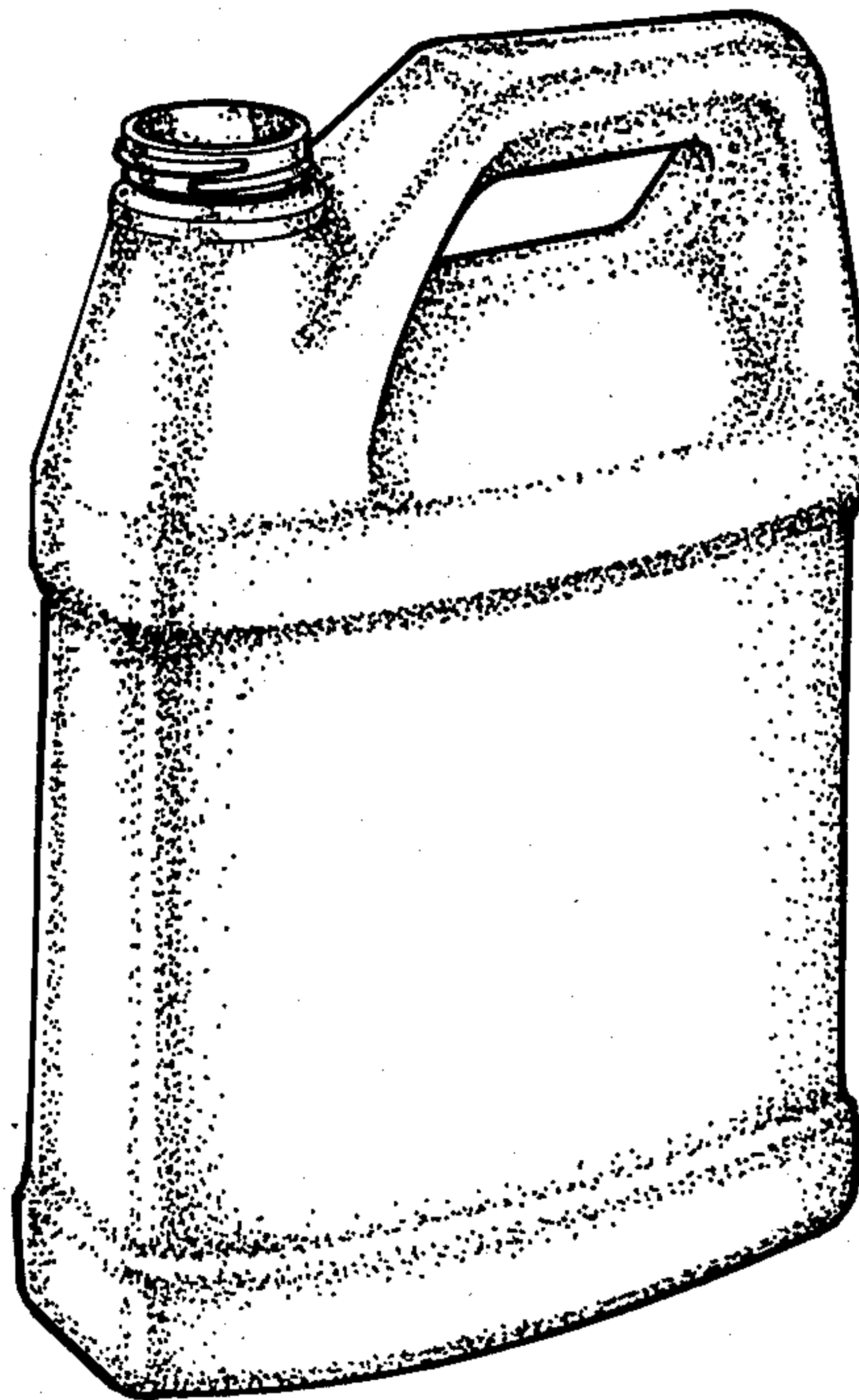


FIG. 1