

[54] SCAFFOLDING COUPLING PIN

[75] Inventor: Richard H. Werner, Atlanta, Ga.

[73] Assignee: Saf-T-Green Manufacturing Corporation, Atlanta, Ga.

[**] Term: 14 Years

[21] Appl. No.: 850,882

[22] Filed: Apr. 7, 1986

[52] U.S. Cl. D8/382

[58] Field of Search D25/68; D8/382, 386, D8/388, 399; 403/292, 298, 287, 280; 182/178

[56] References Cited

U.S. PATENT DOCUMENTS

D. 224,996	10/1972	Putterman	D8/382
2,758,379	8/1956	Senk	182/178
3,000,656	9/1961	Hollaender	287/2
3,120,941	2/1964	Cameron	248/354
3,190,405	6/1965	Squire	182/178
3,346,283	10/1967	Squire	287/54
3,395,501	8/1968	Davidson, Jr. et al.	182/178
3,527,320	9/1970	Cunningham	182/178
3,747,689	7/1973	Frederick	182/178
3,759,623	9/1973	Hesse	
4,090,798	5/1978	Barton	182/178
4,236,846	12/1980	Barton	403/298
4,586,844	5/1986	Hammonds	182/178

FOREIGN PATENT DOCUMENTS

2024508 12/1971 Fed. Rep. of Germany 403/292

OTHER PUBLICATIONS

GKN Kwikform, Inc. "Aluminium Step & Span Access System" brochure (undated).

GKN Kwikform, Inc. "Kwiktower Safety and Assembly Instructions" brochure (undated).

GKN Kwikform, Inc. "The Aluminum Stairway & Span Scaffolding System" brochure (undated).

Photographs of cast coupling pin labeled AR-1, AR-2 and AR-3 (undated).

Primary Examiner—B. J. Bullock

Assistant Examiner—Dominic Simone

Attorney, Agent, or Firm—Kilpatrick & Cody

[57] CLAIM

The ornamental design for a scaffolding coupling pin, as shown and described.

DESCRIPTION

FIG. 1 is a perspective view of the scaffolding coupling pin, showing my new design;

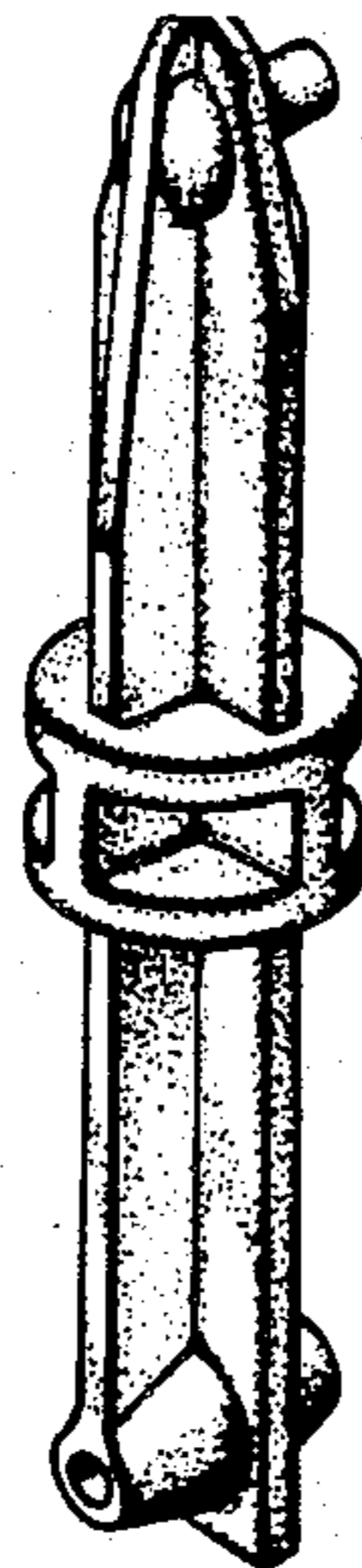
FIG. 2 is a left side elevational view thereof, the right side being a mirror image;

FIG. 3 is a rear side elevational view thereof;

FIG. 4 is a front side elevational view thereof;

FIG. 5 is a top plan view thereof;

FIG. 6 is a bottom plan view thereof.



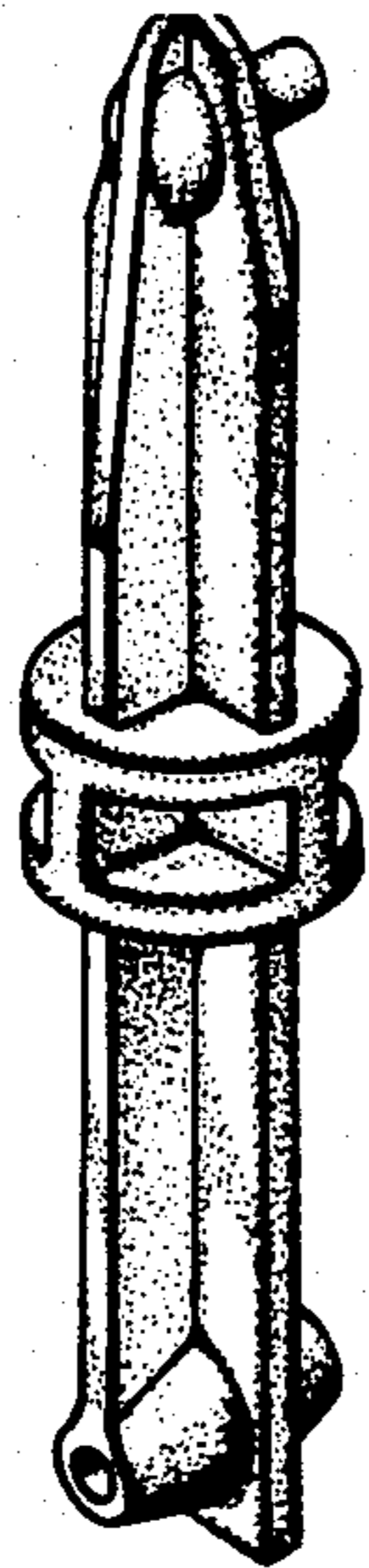


FIG 1



FIG 5



FIG 6

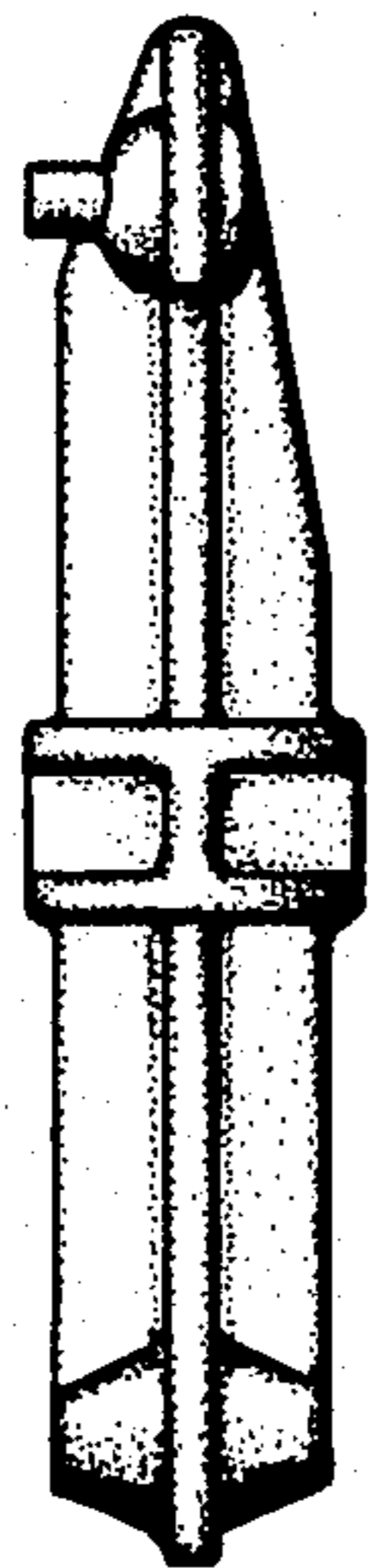


FIG 2

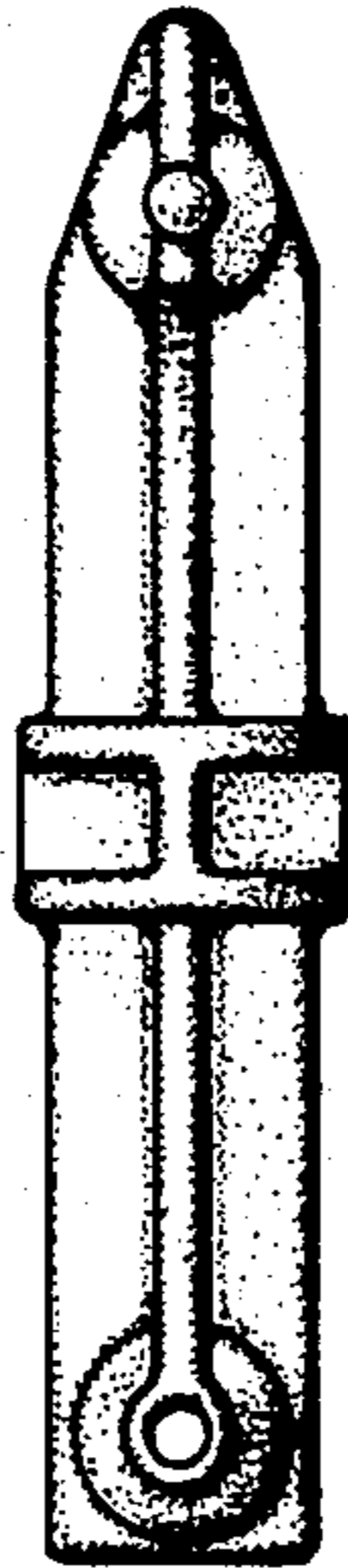


FIG 3




FIG 4