

[54] MOUNTED BRACKET FOR HOLDING TANKS

[76] Inventor: Patrick H. Butler, 3824 Division Rd., West Lafayette, Ind. 47906

[\*\*] Term: 14 Years

[21] Appl. No.: 910,160

[22] Filed: Sep. 22, 1986

[52] U.S. Cl. .... D8/373; D8/349; 248/312

[58] Field of Search ..... D8/373; 248/311.2, 312.1, 248/312, 313; 108/152; 211/35, 71, 75, 87; D6/572, 571, 566

[56] References Cited

U.S. PATENT DOCUMENTS

D. 197,014	12/1963	Reger	.....	D6/366
1,632,732	6/1927	Green	.	
1,655,881	1/1928	Steeves	.....	248/312
1,853,808	4/1932	Greenwood	.....	248/312 X
2,017,786	10/1935	Coverdale et al.	.....	248/312 X
2,081,216	5/1937	Bosserman	.....	211/44

2,252,235	8/1941	Snelling	.....	248/312 X
2,637,518	5/1953	Young	.....	248/312
3,259,249	7/1966	Arts	.....	248/312 X
3,463,436	8/1969	Foster, Jr.	.....	248/311.2
3,643,813	2/1972	Noonan	.....	248/313 X
4,546,888	10/1985	Rasberg et al.	.....	211/87
4,577,765	3/1986	Crosby	.....	211/75

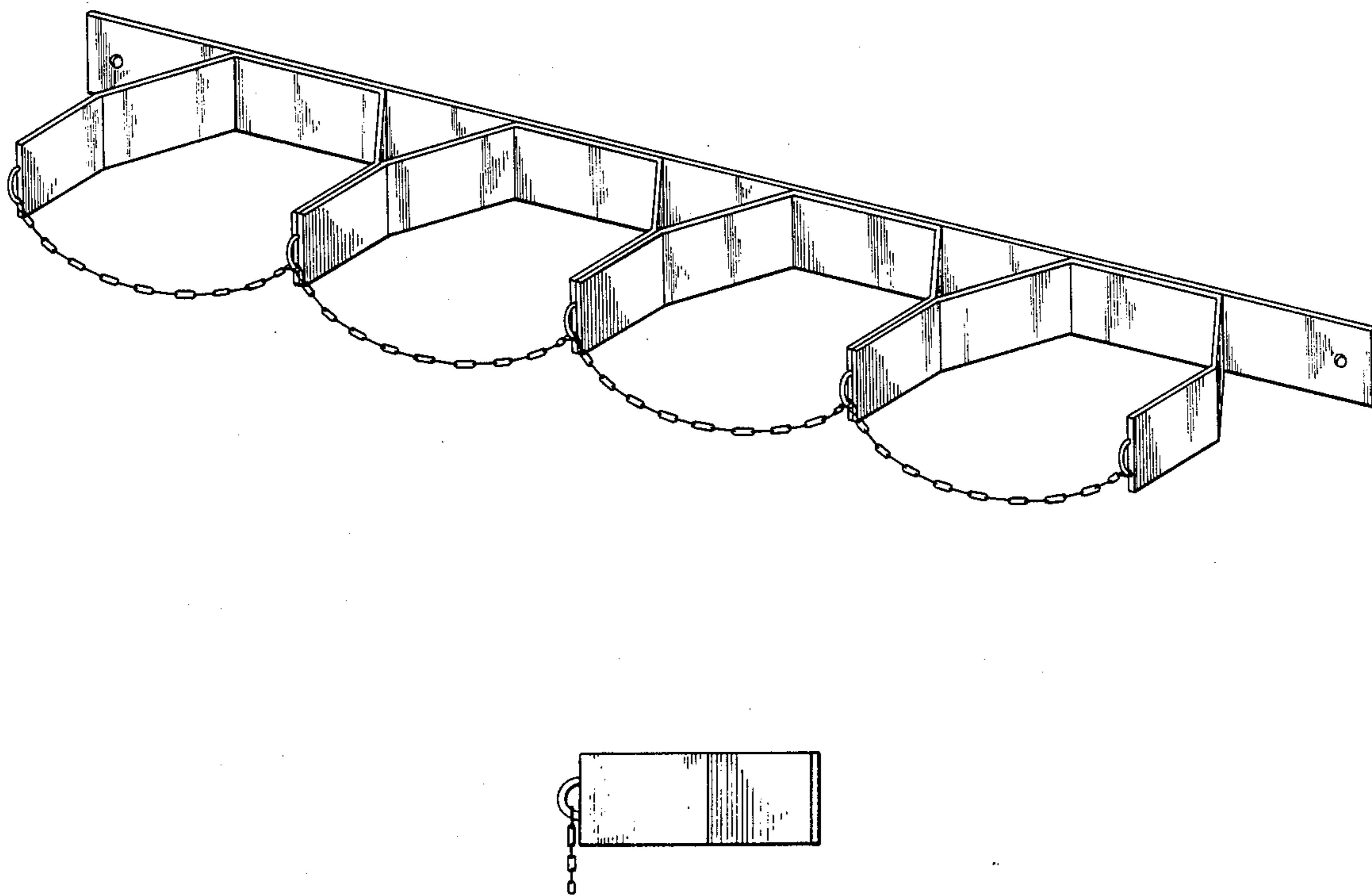
Primary Examiner—Horace B. Fay, Jr.  
Attorney, Agent, or Firm—Woodard, Emhardt, Naughton, Moriarty & McNett

[57] CLAIM

The ornamental design for mounted bracket for holding tanks, as shown and described.

DESCRIPTION

FIG. 1 is a front, top and left side perspective view of a mounted bracket showing my new design; FIG. 2 is a front elevational view thereof; FIG. 3 is a top plan view thereof, the bottom plan view being a mirror image; FIG. 4 is a rear elevational view thereof; and FIG. 5 is a left side elevational view thereof, the side opposite being a mirror image.



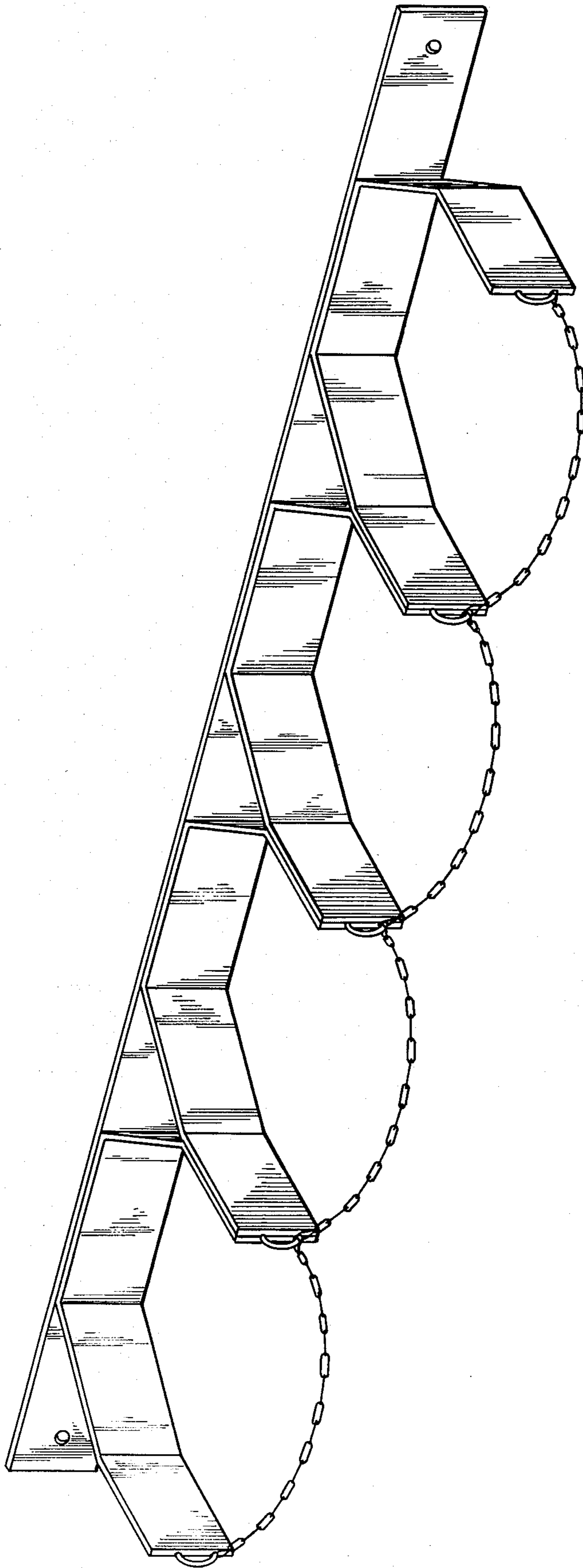


Fig. 1

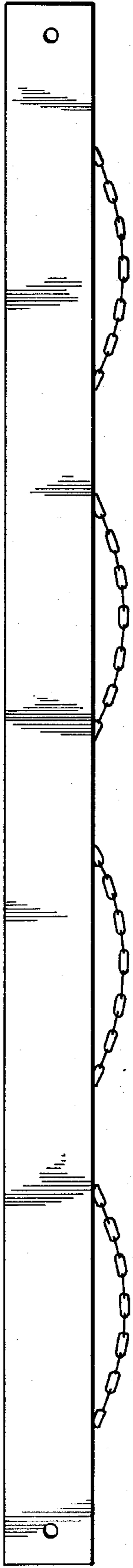


Fig. 4

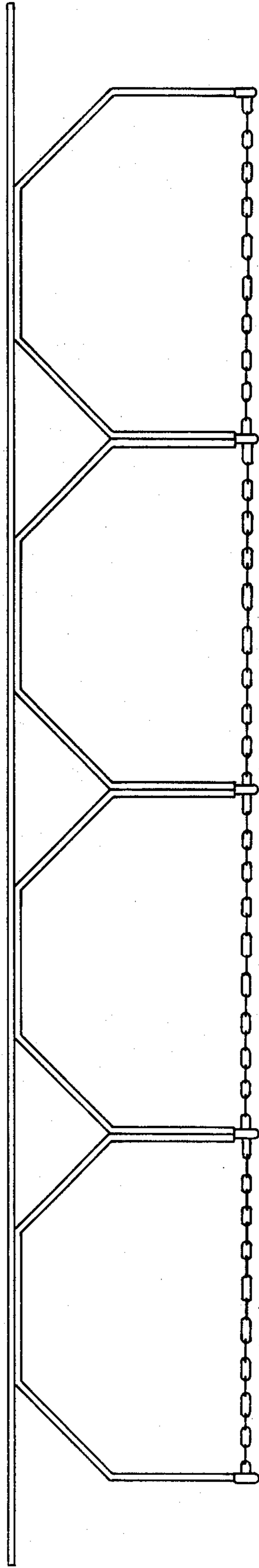


Fig. 3

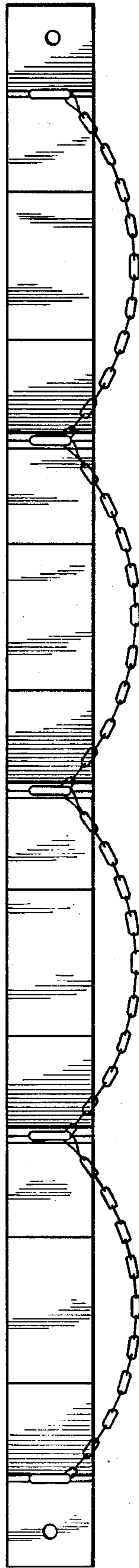


Fig. 2




Fig. 5