

- [54] **MULTI-FUNCTIONAL TOOL FOR USE WITH GUNS**
- [76] **Inventor:** Charles H. Gates, 415 W. Pershing Dr., Brooklyn, Iowa 52211
- [\*\*] **Term:** 14 Years
- [21] **Appl. No.:** 867,286
- [22] **Filed:** May 23, 1986
- [52] **U.S. Cl. ....** D8/105; D8/16; D8/19; D8/27
- [58] **Field of Search ....** D8/14-29, D8/31, 48, 105; D22/108; 7/151, 152, 138; 81/119, 120, 121.1, 488

- [56] **References Cited**
- U.S. PATENT DOCUMENTS**
- |            |         |           |       |        |
|------------|---------|-----------|-------|--------|
| D. 118,329 | 12/1939 | Crowley   | ..... | D8/105 |
| D. 201,710 | 7/1965  | Monek     | ..... | D8/19  |
| D. 257,383 | 10/1980 | Davenport | ..... | D8/19  |
| D. 266,479 | 10/1982 | Hayakawa  | ..... | D8/19  |
| 4,182,016  | 1/1980  | Break     | ..... | D8/14  |

**FOREIGN PATENT DOCUMENTS**

20157 9/1903 United Kingdom ..... 81/119

**OTHER PUBLICATIONS**

Popular Mechanics Aug. 1982, p. 87, "tool" in center photograph.

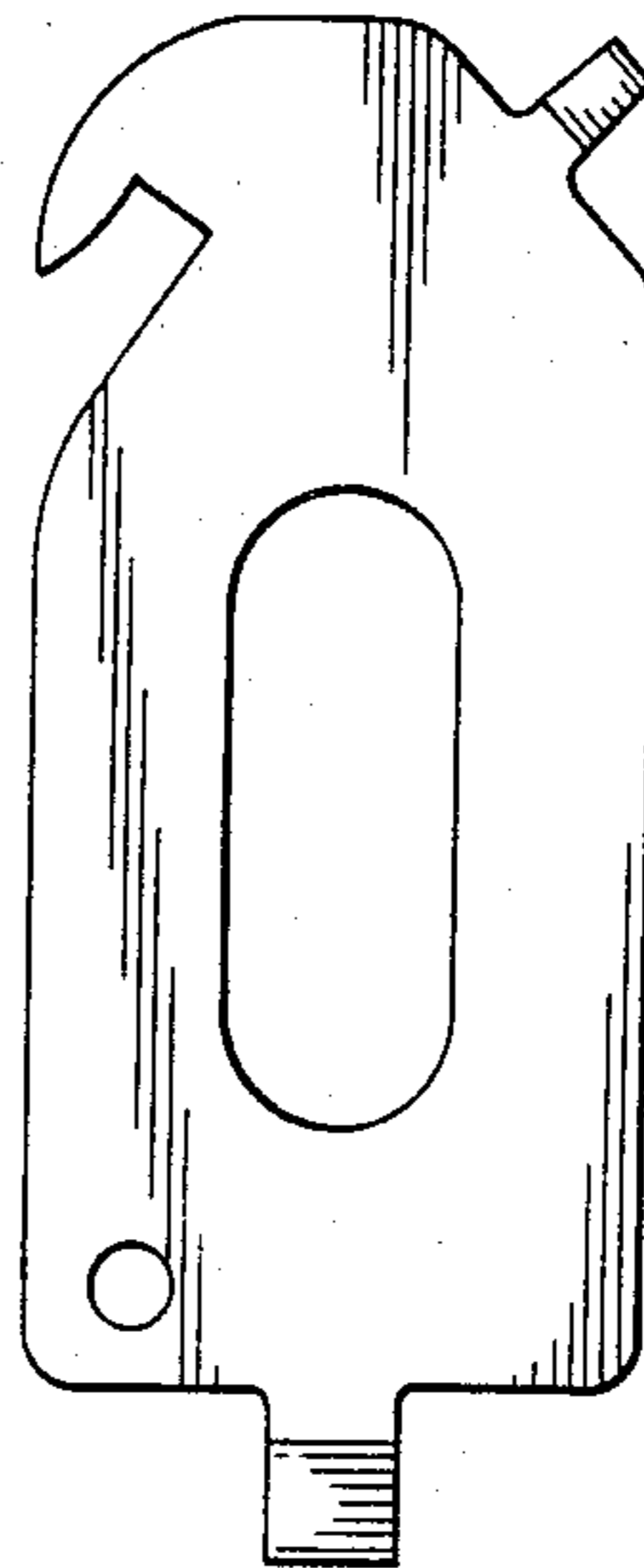
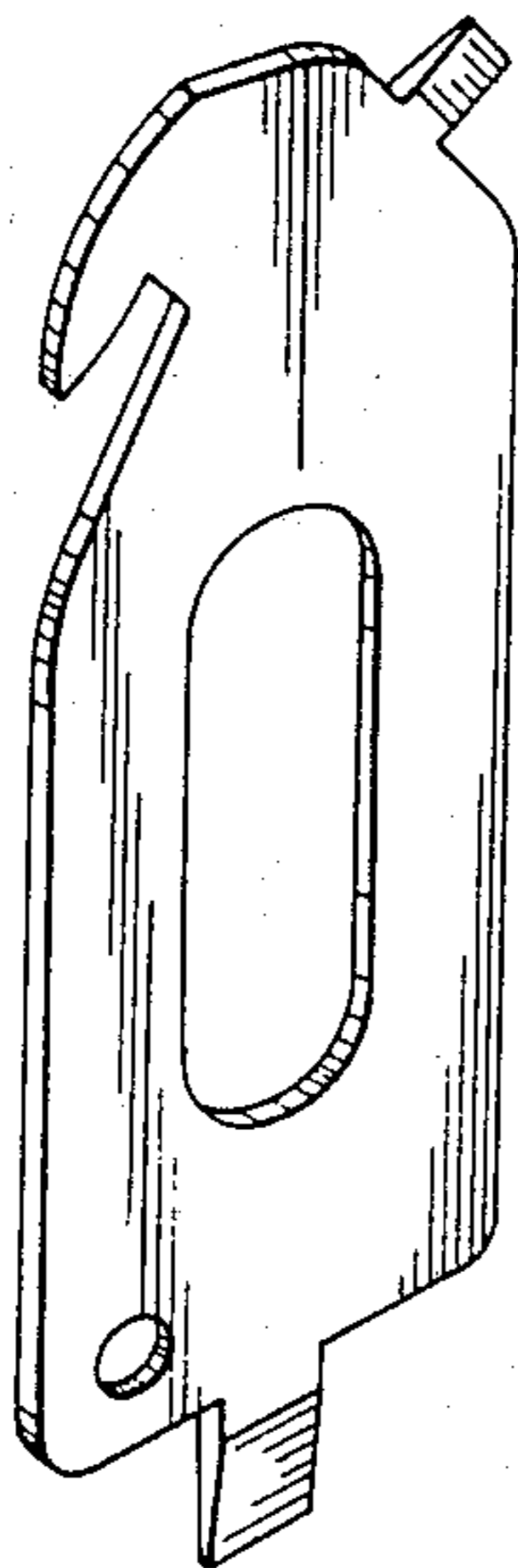
*Primary Examiner*—Bruce W. Dunkins  
*Assistant Examiner*—Clare E. Heflin  
*Attorney, Agent, or Firm*—Zarley McKee, Thomte, Voorhees & Sease

[57] **CLAIM**

The ornamental design for a multi-functional tool for use with guns, as shown and described.

**DESCRIPTION**

FIG. 1 is a perspective view of a multi-functional tool for use with guns showing my new design; FIG. 2 is a front elevational view thereof; FIG. 3 is a left side elevational view thereof; FIG. 4 is a right side elevational view thereof; FIG. 5 is a top plan view thereof; and FIG. 6 is a bottom plan view thereof.



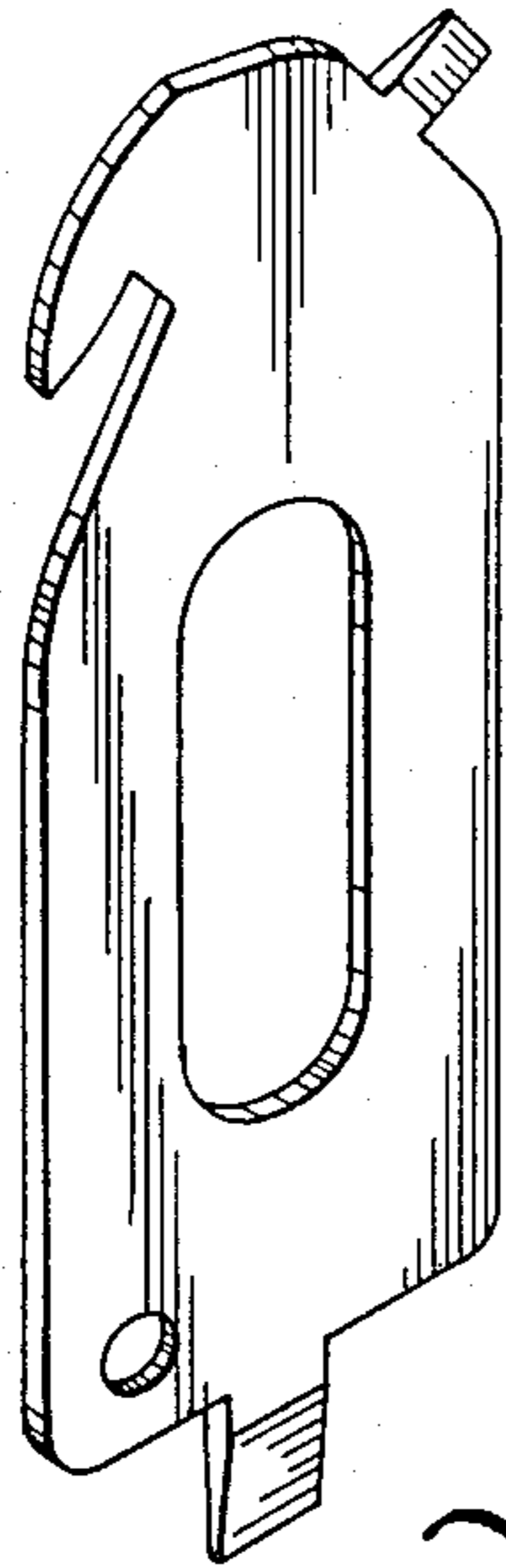


Fig. 1

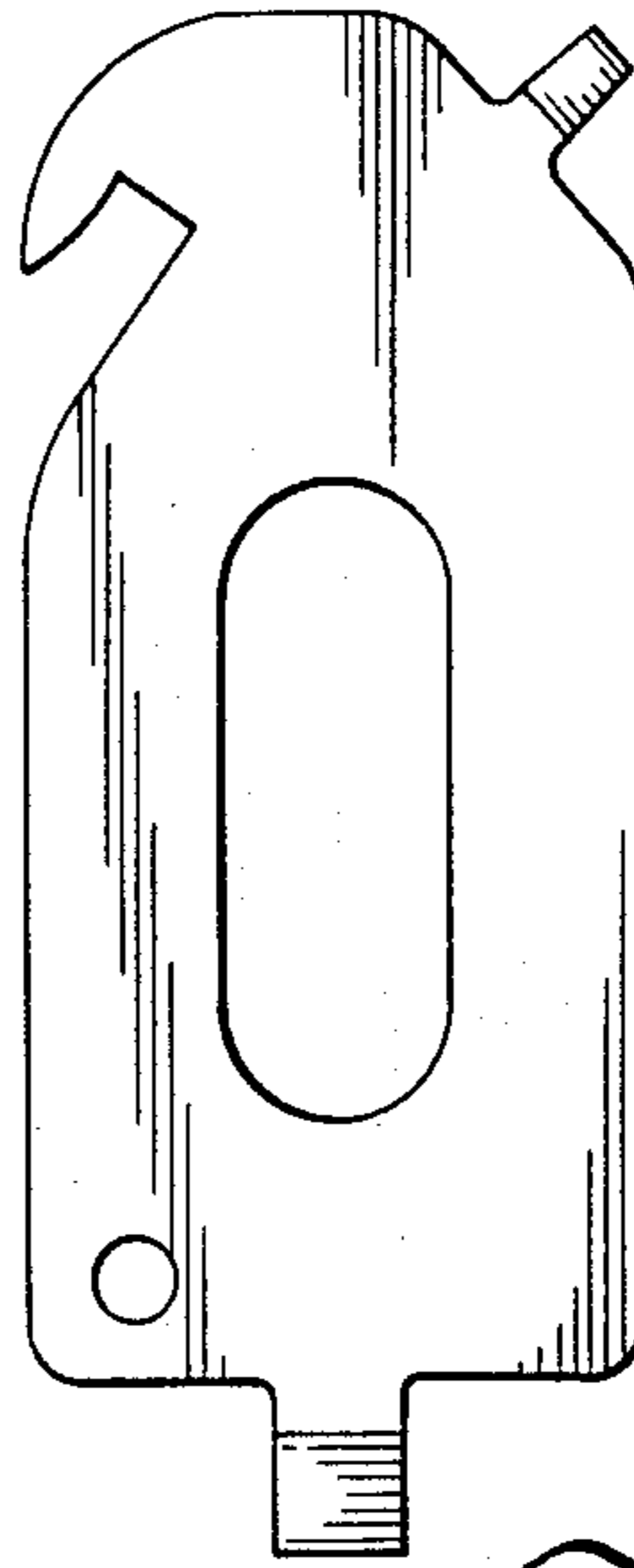


Fig. 2



Fig. 3



Fig. 4

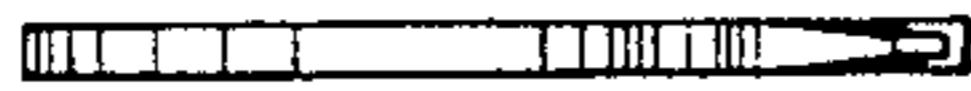


Fig. 5




Fig. 6