

[54] SWIVEL TOWEL RAIL

3,227,386 1/1966 Pitcher ..... 242/55.2  
3,825,127 7/1974 Morrison et al. .... 211/96  
3,935,949 2/1976 Cohen ..... 211/96 X

[75] Inventor: Martin J. Herrick, Auckland, New Zealand

[73] Assignee: Heirloom Industries Limited, Auckland, New Zealand

[\*\*] Term: 14 Years

[21] Appl. No.: 20,311

[22] Filed: Mar. 2, 1987

[52] U.S. Cl. .... D6/548; D6/546

[58] Field of Search ..... D6/512, 524, 546, 548-549;  
108/29, 59, 139; 211/16, 47, 96, 168, 123;  
242/55.2

[56] References Cited

U.S. PATENT DOCUMENTS

2,222,831 11/1940 Bitney ..... 211/96 X  
2,743,023 4/1956 Larson ..... 211/96

OTHER PUBLICATIONS

Paul Associates Catalogue (1983) p. 27, "Heated Towel Bar".

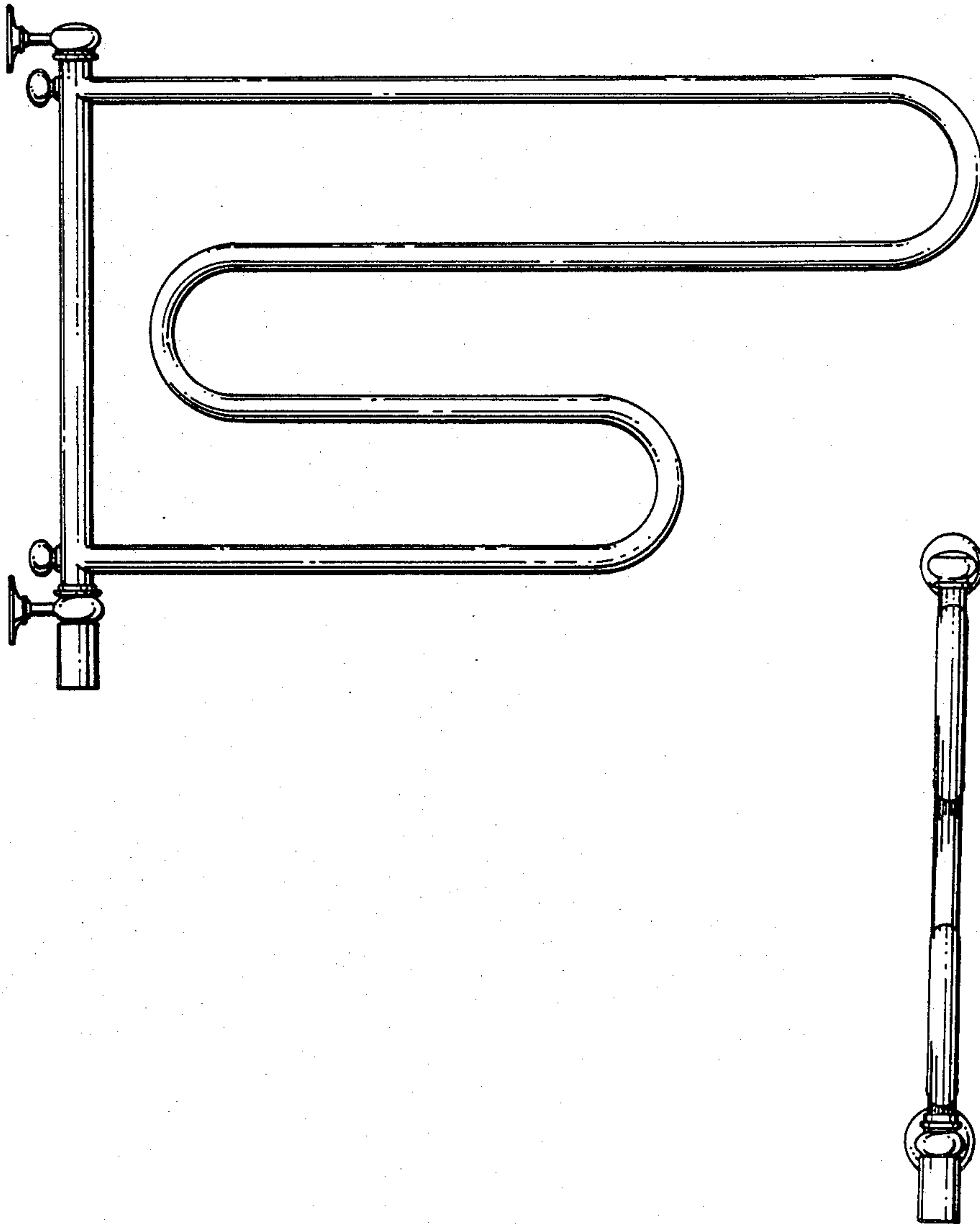
Primary Examiner—Wallace R. Burke  
Assistant Examiner—Brian N. Vinson  
Attorney, Agent, or Firm—Young & Thompson

[57] CLAIM

The ornamental design for a swivel towel rail, as shown and described.

DESCRIPTION

FIG. 1 is a left side elevational view of a swivel towel rail showing my new design, the right side being a mirror image of that shown; FIG. 2 is a rear elevational view thereof; and FIG. 3 is a front elevational view thereof.






FIG. 3




FIG. 2

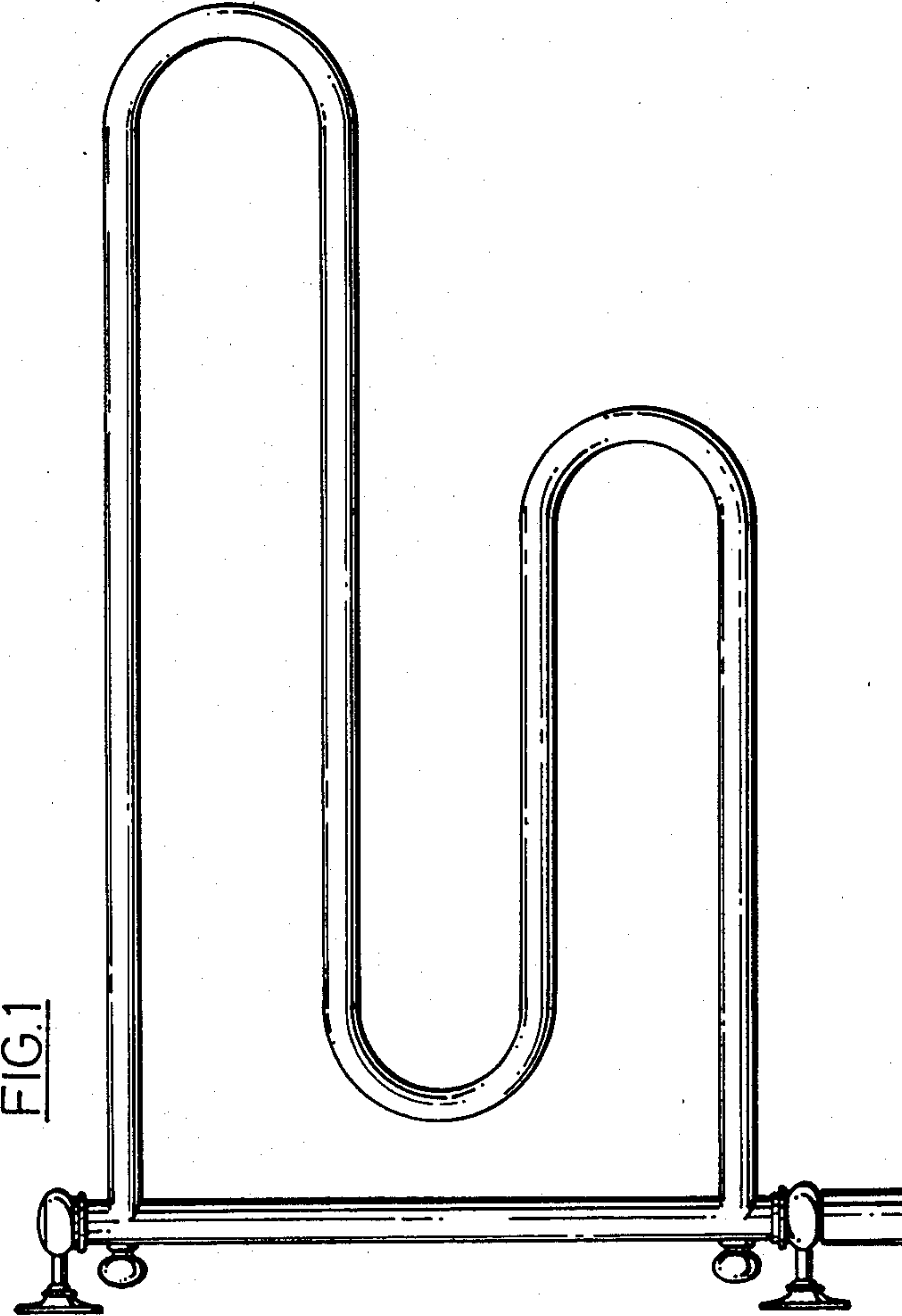


FIG. 1